



Funding the Republic

MONTHLY REPORT OF DISBURSEMENTS  
for the month of March 2018

04-18-006

FAR No. 4  
01 (REGULAR AGENCY FUND)  
CENTRAL OFFICE & REGIONAL OFFICES

Department : DEPARTMENT OF FINANCE  
Agency : BUREAU OF THE TREASURY  
Operating Unit : CENTRAL OFFICE & REGIONAL OFFICES  
Organization Code (UACS) : 11-005-00-00000  
Funding Source Code (as clustered): 01 (Regular Agency Fund)  
(e.g. Old Fund Code: 101,102, 151)

PARTICULARS	CURRENT YEAR BUDGET					PRIOR YEAR'S BUDGET												SUB-TOTAL
	PS	MOOE	Fin. Exp	CO	TOTAL	PRIOR YEAR'S ACCOUNTS PAYABLE					CURRENT YEAR'S ACCOUNTS PAYABLE (Charge Against Cont. Approp CY 2016)					TOTAL		
						PS	MOOE	Fin. Exp	CO	Sub-Total	PS	MOOE	Fin. Exp	CO	Sub-Total			
1	2	3	4	5	6=(2+ 3+4+5)	7	8	9	10	11=( 7+ 8+9+10)	12	13	14	15	16=( 12+ 13+14+15)	17=(11+16)	18=(6+17)	
January																		
Notice of Cash Allocation (NCA)																		
MDS Checks Issued	3,560,606.92	4,990,050.54	-	-	8,550,657.46	154,335.82	488,574.82	-	-	642,910.64	-	-	-	-	-	642,910.64	9,193,568.10	
Advice to Debit Account	23,563,557.13	3,714,103.84	-	-	27,277,660.97	163,832.86	228,284.15	-	-	392,117.01	-	-	-	-	-	392,117.01	27,669,777.98	
Working Fund (NCA issued to BTr)																		
Tax Remittance Advices Issued (TRA)	2,631,027.95	302,934.59	-	-	2,933,962.54	50,628.68	56,115.52	-	-	106,744.20	-	-	-	-	-	106,744.20	3,040,706.74	
Cash Disbursement Ceiling (CDC)																		
Non-Cash Availment Authority (NCAA)																		
Others (CDT, BTr Docs Stamp, etc.)																		
Total	29,755,192.00	9,007,088.97	-	-	38,762,280.97	368,797.36	772,974.49	-	-	1,141,771.85	-	-	-	-	-	1,141,771.85	39,904,052.82	
February																		
Notice of Cash Allocation (NCA)																		
MDS Checks Issued	8,495,899.22	6,160,169.76	-	-	14,656,068.98	1,236,655.61	1,777,778.05	-	-	3,014,433.66	-	-	-	-	-	3,014,433.66	17,670,502.64	
Advice to Debit Account	24,153,223.18	6,640,604.96	10,508,954.30	-	41,302,782.44	535,781.56	3,167,091.43	50,609,963.45	1,887,178.57	56,200,015.01	-	-	-	-	-	56,200,015.01	97,502,797.45	
Tax Remittance Advices Issued (TRA)	2,651,454.96	433,947.52	1,039,385.70	-	4,124,788.18	166,037.48	343,571.95	5,010,362.10	106,821.43	5,626,792.96	-	-	-	-	-	5,626,792.96	9,751,581.14	
Cash Disbursement Ceiling (CDC)																		
Non-Cash Availment Authority (NCAA)																		
Others (CDT, BTr Docs Stamp, etc.)																		
Total	35,300,577.36	13,234,722.24	11,548,340.00	-	60,083,639.60	1,938,474.65	5,288,441.43	55,620,325.55	1,994,000.00	64,841,241.63	-	-	-	-	-	64,841,241.63	124,924,881.23	
March																		
Notice of Cash Allocation (NCA)																		
MDS Checks Issued	7,886,964.66	7,793,548.51	-	528,290.19	16,208,803.36	63,645.00	858,223.20	89,253,834.18	53,189.28	90,228,891.66	-	-	-	-	-	90,228,891.66	106,437,695.02	
Advice to Debit Account	29,106,125.58	12,338,261.01	74,180,053.05	95,434.89	115,719,874.53	195,903.45	9,027,571.17	693,602.00	4,142,497.72	14,059,574.34	-	-	-	-	-	14,059,574.34	129,779,448.87	
Tax Remittance Advices Issued (TRA)	2,581,285.22	922,990.53	7,341,545.70	35,388.21	10,881,209.66	90,561.76	603,457.95	68,598.00	319,588.90	1,082,206.61	-	-	-	-	-	1,082,206.61	11,963,416.27	
Cash Disbursement Ceiling (CDC)																		
Non-Cash Availment Authority (NCAA)																		
Others (CDT, BTr Docs Stamp, etc.)																		
Total	39,574,375.46	21,054,800.05	81,521,598.75	659,113.29	142,809,887.55	350,110.21	10,489,252.32	90,016,034.18	4,515,275.90	105,370,672.61	-	-	-	-	-	105,370,672.61	248,180,560.16	
1st Quarter																		
Notice of Cash Allocation (NCA)																		
MDS Checks Issued	19,943,470.80	18,943,768.81	-	528,290.19	39,415,529.80	1,454,636.43	3,124,576.07	89,253,834.18	53,189.28	93,886,235.96	-	-	-	-	-	93,886,235.96	133,301,765.76	
Advice to Debit Account	76,822,905.89	22,692,969.82	84,689,007.35	95,434.89	184,300,317.94	895,517.87	12,422,946.75	51,303,565.45	6,029,676.29	70,651,706.36	-	-	-	-	-	70,651,706.36	254,952,024.30	
Tax Remittance Advices Issued (TRA)	7,863,768.13	1,659,872.64	8,380,931.40	35,388.21	17,939,960.38	307,227.92	1,003,145.42	5,078,960.10	426,410.33	6,815,743.77	-	-	-	-	-	6,815,743.77	24,755,704.15	
Cash Disbursement Ceiling (CDC)																		
Non-Cash Availment Authority (NCAA)																		
Others (CDT, BTr Docs Stamp, etc.)																		
GRAND TOTAL	104,630,144.82	43,296,611.26	93,069,938.75	659,113.29	241,655,808.12	2,657,382.22	16,550,668.24	145,636,359.73	6,509,275.90	171,353,686.09	-	-	-	-	-	171,353,686.09	413,009,494.21	
SUMMARY:																		
		Previous Report (February)	This month (March)		As of Date													
Total Disbursement Authorities Received																		
Unutilized NCA of previous month		15,222,313.92	165,925,695.82															
NCA		265,876,684.00	75,678,030.00		393,640,374.00													
Working Fund		-	-		-													
TRA		9,751,581.14	11,963,416.27		24,755,704.15													
CDC																		
NCAA																		
Others (CDT, BTr Docs Stamp, etc.)																		
Less: Notice of Transfer Allocations (NTA)* issued																		
Total Disbursements Authorities Available		290,850,579.06	253,567,142.09		418,396,078.15													
Less: Lapsed NCA		2.01	5,386,581.93		5,386,583.94													
Disbursements		124,924,881.23	248,180,560.16		413,009,494.21													
Balance of Disbursements Authorities as of to date		165,925,695.82	-		-													



MONTHLY REPORT OF DISBURSEMENTS  
for the month of March 2018

FAR No. 4  
01 (REGULAR AGENCY FUND)  
CENTRAL OFFICE & REGIONAL OFFICES

COMMISSION ON AUDIT  
BUREAU OF THE TREASURY

RECEIVED

BY: Fredrick Justin V. Gatchalian  
DATE: APR 19 2018 TIME: 11:35am  
Remarks:

Department : DEPARTMENT OF FINANCE  
Agency : BUREAU OF THE TREASURY  
Operating Unit : CENTRAL OFFICE & REGIONAL OFFICES  
Organization Code (UACS) : 11-005-00-00000  
Funding Source Code (as clustered): 01 (Regular Agency Fund)  
(e.g. Old Fund Code: 101,102, 151)

PARTICULARS	TRUST LIABILITIES				GRAND TOTAL					Remarks
	PS	MOOE	CO	TOTAL	PS	MOOE	Fin. Exp	CO	TOTAL	
1	19	20	21	22=(19+20+21)	23	24	25	26	27=(23+24+25+26)	28
January										
Notice of Cash Allocation (NCA)										
MDS Checks Issued	-	-	-	-	3,714,942.74	5,478,625.36	-	-	9,193,568.10	
Advice to Debit Account	-	-	-	-	23,727,389.99	3,942,387.99	-	-	27,669,777.98	
Working Fund (NCA issued to BTr)					-	-	-	-	-	
Tax Remittance Advices Issued (TRA)	-	-	-	-	2,681,656.63	359,050.11	-	-	3,040,706.74	
Cash Disbursement Ceiling (CDC)					-	-	-	-	-	
Non-Cash Availment Authority (NCAA)					-	-	-	-	-	
Others (CDT, BTr Docs Stamp, etc.)					-	-	-	-	-	
Total	-	-	-	-	30,123,989.36	9,780,063.46	-	-	39,904,052.82	
February										
Notice of Cash Allocation (NCA)										
MDS Checks Issued	-	-	-	-	9,732,554.83	7,937,947.81	-	-	17,670,502.64	
Advice to Debit Account	-	-	-	-	24,689,004.74	9,807,696.39	61,118,917.75	1,887,178.57	97,502,797.45	
Tax Remittance Advices Issued (TRA)	-	-	-	-	2,817,492.44	777,519.47	6,049,747.80	106,821.43	9,751,581.14	
Cash Disbursement Ceiling (CDC)					-	-	-	-	-	
Non-Cash Availment Authority (NCAA)					-	-	-	-	-	
Others (CDT, BTr Docs Stamp, etc.)					-	-	-	-	-	
Total	-	-	-	-	37,239,052.01	18,523,163.67	67,168,665.55	1,994,000.00	124,924,881.23	
March										
Notice of Cash Allocation (NCA)										
MDS Checks Issued	-	-	-	-	7,950,609.66	8,651,771.71	89,253,834.18	581,479.47	106,437,695.02	
Advice to Debit Account	-	-	-	-	29,302,029.03	21,365,832.18	74,873,655.05	4,237,932.61	129,779,448.87	
Tax Remittance Advices Issued (TRA)	-	-	-	-	2,671,846.98	1,526,448.48	7,410,143.70	354,977.11	11,963,416.27	
Cash Disbursement Ceiling (CDC)					-	-	-	-	-	
Non-Cash Availment Authority (NCAA)					-	-	-	-	-	
Others (CDT, BTr Docs Stamp, etc.)					-	-	-	-	-	
Total	-	-	-	-	39,924,485.67	31,544,052.37	171,537,632.93	5,174,389.19	248,180,560.16	
1st Quarter										
Notice of Cash Allocation (NCA)										
MDS Checks Issued	-	-	-	-	21,398,107.23	22,068,344.88	89,253,834.18	581,479.47	133,301,765.76	
Advice to Debit Account	-	-	-	-	77,718,423.76	35,115,916.57	135,992,572.80	6,125,111.18	254,952,024.30	
Tax Remittance Advices Issued (TRA)	-	-	-	-	8,170,996.05	2,663,018.06	13,459,891.50	461,798.54	24,755,704.15	
Cash Disbursement Ceiling (CDC)					-	-	-	-	-	
Non-Cash Availment Authority (NCAA)					-	-	-	-	-	
Others (CDT, BTr Docs Stamp, etc.)					-	-	-	-	-	
GRAND TOTAL	-	-	-	-	107,287,527.04	59,847,279.50	238,706,298.48	7,168,389.19	413,009,494.21	

Total Disbursements Program (BED 3)\*\*  
Less: \* Actual Disbursements  
(Over)/Under spending

Previous Month (February)	This month (March)	As of Date
72,057,029.03	79,425,448.14	202,486,874.63
124,924,881.23	248,180,560.16	413,009,494.21
(52,867,852.20)	(168,755,112.02)	(210,522,619.58)

\*\* includes NCAs for Terminal Leave Benefits & Retirement Gratuity

Certified Correct:

REYNALDO Z. DE LOS SANTOS  
OIC, Bureau Accounting Division

Date: 4-18-18

Recommended by:

MARITES B. MASARAP  
OIC-Director, Accounting Service

Date: \_\_\_\_\_

Approved by:

ROSALIA V. DE LEON  
Treasurer of the Philippines

Date: \_\_\_\_\_





MONTHLY REPORT OF DISBURSEMENTS  
for the month of March 2018

Department : DEPARTMENT OF FINANCE  
Agency : BUREAU OF THE TREASURY  
Operating Unit : Central Office  
Organization Code (UACS) : 11-005-00-00000  
Funding Source Code (as clustered): 01 (Regular Agency Fund)  
(e.g. Old Fund Code: 101,102, 151)

PARTICULARS	CURRENT YEAR BUDGET					PRIOR YEAR'S BUDGET											SUB-TOTAL
	PS	MOOE	Fin. Exp	CO	TOTAL	PRIOR YEAR'S ACCOUNTS PAYABLE					CURRENT YEAR'S ACCOUNTS PAYABLE (Charge Against Cont. Approp CY 2016)					TOTAL	
						PS	MOOE	Fin. Exp	CO	Sub-Total	PS	MOOE	Fin. Exp	CO	Sub-Total		
1	2	3	4	5	6=(2+ 3+4+5)	7	8	9	10	11= (7+ 8+9+10)	12	13	14	15	16= (12+ 13+14+15)	17=(11+16)	18=(6+17)
January																	
Notice of Cash Allocation (NCA)					-												-
MDS Checks Issued	2,058,925.41	3,971,234.34			6,030,159.75	154,335.82	488,574.82			642,910.64					-	642,910.64	6,673,070.39
Advice to Debit Account	8,668,299.07	1,471,337.86			10,139,636.93	163,832.86	228,284.15			392,117.01					-	392,117.01	10,531,753.94
Working Fund (NCA issued to BTr)					-					-					-	-	-
Tax Remittance Advices Issued (TRA)	1,052,660.18	161,651.30			1,214,311.48	50,628.68	56,115.52			106,744.20					-	106,744.20	1,321,055.68
Cash Disbursement Ceiling (CDC)					-					-					-	-	-
Non-Cash Availment Authority (NCAA)					-					-					-	-	-
Others (CDT, BTr Docs Stamp, etc.)					-					-					-	-	-
Total	11,779,884.66	5,604,223.50	-	-	17,384,108.16	368,797.36	772,974.49	-	-	1,141,771.85	-	-	-	-	-	1,141,771.85	18,525,880.01
February																	
Notice of Cash Allocation (NCA)					-												-
MDS Checks Issued	5,960,389.23	4,634,742.68		-	10,595,131.91	1,236,655.61	1,777,778.05			3,014,433.66					-	3,014,433.66	13,609,565.57
Advice to Debit Account	8,679,474.05	3,435,018.33	10,508,954.30		22,623,446.68	535,781.56	3,167,091.43	50,609,963.45	1,887,178.57	56,200,015.01					-	56,200,015.01	78,823,461.69
Tax Remittance Advices Issued (TRA)	1,126,859.64	239,276.84	1,039,385.70		2,405,522.18	166,037.48	343,571.95	5,010,362.10	106,821.43	5,626,792.96					-	5,626,792.96	8,032,315.14
Cash Disbursement Ceiling (CDC)					-					-					-	-	-
Non-Cash Availment Authority (NCAA)					-					-					-	-	-
Others (CDT, BTr Docs Stamp, etc.)					-					-					-	-	-
Total	15,766,722.92	8,309,037.85	11,548,340.00	-	35,624,100.77	1,938,474.65	5,288,441.43	55,620,325.55	1,994,000.00	64,841,241.63	-	-	-	-	-	64,841,241.63	100,465,342.40
March																	
Notice of Cash Allocation (NCA)					-												-
MDS Checks Issued	5,402,248.52	4,120,144.86			9,522,393.38	63,645.00	858,223.20	89,253,834.18	53,189.28	90,228,891.66					-	90,228,891.66	99,751,285.04
Advice to Debit Account	10,976,639.05	8,032,383.45	74,180,053.05		93,189,075.55	195,903.45	9,027,571.17	693,602.00	4,142,497.72	14,059,574.34					-	14,059,574.34	107,248,649.89
Tax Remittance Advices Issued (TRA)	1,055,713.98	559,727.11	7,341,545.70		8,956,986.79	90,561.76	603,457.95	68,598.00	319,588.90	1,082,206.61					-	1,082,206.61	10,039,193.40
Cash Disbursement Ceiling (CDC)					-					-					-	-	-
Non-Cash Availment Authority (NCAA)					-					-					-	-	-
Others (CDT, BTr Docs Stamp, etc.)					-					-					-	-	-
Total	17,434,601.55	12,712,255.42	81,521,598.75	-	111,668,455.72	350,110.21	10,489,252.32	90,016,034.18	4,515,275.90	105,370,672.61	-	-	-	-	-	105,370,672.61	217,039,128.33
1st Quarter																	
Notice of Cash Allocation (NCA)					-												-
MDS Checks Issued	13,421,563.16	12,726,121.88		-	26,147,685.04	1,454,636.43	3,124,576.07	89,253,834.18	53,189.28	93,886,235.96	-	-	-	-	-	93,886,235.96	120,033,921.00
Advice to Debit Account	28,324,412.17	12,938,739.64	84,689,007.35	-	125,952,159.16	895,517.87	12,422,946.75	51,303,565.45	6,029,676.29	70,651,706.36	-	-	-	-	-	70,651,706.36	196,603,865.52
Tax Remittance Advices Issued (TRA)	3,235,233.80	960,655.25	8,380,931.40	-	12,576,820.45	307,227.92	1,003,145.42	5,078,960.10	426,410.33	6,815,743.77	-	-	-	-	-	6,815,743.77	19,392,564.22
Cash Disbursement Ceiling (CDC)					-					-					-	-	-
Non-Cash Availment Authority (NCAA)					-					-					-	-	-
Others (CDT, BTr Docs Stamp, etc.)					-					-					-	-	-
GRAND TOTAL	44,981,209.13	26,625,516.77	93,069,938.75	-	164,676,664.65	2,657,382.22	16,550,668.24	145,636,359.73	6,509,275.90	171,353,686.09	-	-	-	-	-	171,353,686.09	336,030,350.74

SUMMARY:

	Previous Report (February)	This month (March)	As of Date
Total Disbursement Authorities Received			
Unutilized NCA of previous month	11,263,840.14	160,609,050.43	
NCA	265,876,684.00	75,678,030.00	393,640,374.00
Working Fund			
TRA	8,032,315.14	10,039,193.40	19,392,564.22
CDC			
NCAA			
Others (CDT, BTr Docs Stamp, etc.)			
Less: Notice of Transfer Allocations (NTA)* issued	24,098,444.44	25,492,016.85	73,207,456.82
Total Disbursements Authorities Available	261,074,394.84	220,834,256.98	339,825,481.40
Less: Lapsed NCA**	2.01	3,795,128.65	3,795,130.66
Disbursements	100,465,342.40	217,039,128.33	336,030,350.74
Balance of Disbursement Authorities as of to date	160,609,050.43	-	-

\* TRA in PS: Prior Year's budget (PY AP) for January is increased by 48,810.83 for Tax adjustments in CY2017.

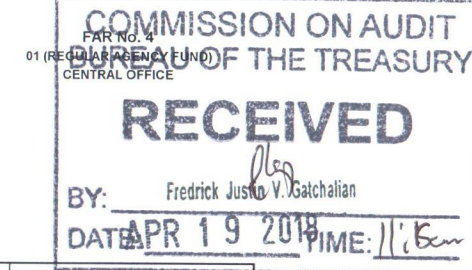
\*\* TRA in MOOE Current Year budget for January & February is decreased by 6,560.00 and 6,080.00, respectively due to Fringe Benefit Taxes withheld in the said months but are actually to be included in the TRA for the applicable month of March 2018.

\*\*\* TRA in MOOE Prior Year's budget (PY AP) for February is increased by 14,557.38 due to Taxes withheld in the December 2017 but are included in the TRA for the applicable month of February 2018.



MONTHLY REPORT OF DISBURSEMENTS  
for the month of March 2018

Department : DEPARTMENT OF FINANCE  
Agency : BUREAU OF THE TREASURY  
Operating Unit : Central Office  
Organization Code (UACS) : 11-005-00-00000  
Funding Source Code (as clustered) : 01 (Regular Agency Fund)  
(e.g. Old Fund Code: 101,102, 151)



PARTICULARS	TRUST LIABILITIES				GRAND TOTAL					Remarks
	PS	MOOE	CO	TOTAL	PS	MOOE	Fin. Exp	CO	TOTAL	
1	19	20	21	22=(19+20+21)	23	24	25	26	27=(23+24+25+26)	28
January										
Notice of Cash Allocation (NCA)										PS includes: TL & RG Payment in January 2018: 2,109,102.49
MDS Checks Issued				-	2,213,261.23	4,459,809.16	-	-	6,673,070.39	
Advice to Debit Account				-	8,832,131.93	1,699,622.01	-	-	10,531,753.94	
Working Fund (NCA issued to BTr)				-			-	-		
Tax Remittance Advices Issued (TRA)				-	1,103,288.86	217,766.82	-	-	1,321,055.68	
Cash Disbursement Ceiling (CDC)				-	-	-	-	-	-	
Non-Cash Availment Authority (NCAA)				-	-	-	-	-	-	
Others (CDT, BTr Docs Stamp, etc.)				-	-	-	-	-	-	
Total	-	-	-	-	12,148,682.02	6,377,197.99	-	-	18,525,880.01	
February										PS includes: TL & RG Payment in February 2018: 1,881,662.42
Notice of Cash Allocation (NCA)										
MDS Checks Issued				-	7,197,044.84	6,412,520.73	-	-	13,609,565.57	
Advice to Debit Account				-	9,215,255.61	6,602,109.76	61,118,917.75	1,887,178.57	78,823,461.69	
Tax Remittance Advices Issued (TRA)				-	1,292,897.12	582,848.79	6,049,747.80	106,821.43	8,032,315.14	
Cash Disbursement Ceiling (CDC)				-	-	-	-	-	-	
Non-Cash Availment Authority (NCAA)				-	-	-	-	-	-	
Others (CDT, BTr Docs Stamp, etc.)				-	-	-	-	-	-	
Total	-	-	-	-	17,705,197.57	13,597,479.28	67,168,665.55	1,994,000.00	100,465,342.40	
March										PS includes: TL & RG Payment in March 2018: 1,329,409.39
Notice of Cash Allocation (NCA)										
MDS Checks Issued				-	5,465,893.52	4,978,368.06	89,253,834.18	53,189.28	99,751,285.04	
Advice to Debit Account				-	11,172,542.50	17,059,954.62	74,873,655.05	4,142,497.72	107,248,649.89	
Tax Remittance Advices Issued (TRA)				-	1,146,275.74	1,163,185.06	7,410,143.70	319,588.90	10,039,193.40	
Cash Disbursement Ceiling (CDC)				-	-	-	-	-	-	
Non-Cash Availment Authority (NCAA)				-	-	-	-	-	-	
Others (CDT, BTr Docs Stamp, etc.)				-	-	-	-	-	-	
Total	-	-	-	-	17,784,711.76	23,201,507.74	171,537,632.93	4,515,275.90	217,039,128.33	
1st Quarter										
Notice of Cash Allocation (NCA)										
MDS Checks Issued	-	-	-	-	14,876,199.59	15,850,697.95	89,253,834.18	53,189.28	120,033,921.00	
Advice to Debit Account	-	-	-	-	29,219,930.04	25,361,686.39	135,992,572.80	6,029,676.29	196,603,865.52	
Tax Remittance Advices Issued (TRA)	-	-	-	-	3,542,461.72	1,963,800.67	13,459,891.50	426,410.33	19,392,564.22	
Cash Disbursement Ceiling (CDC)	-	-	-	-	-	-	-	-	-	
Non-Cash Availment Authority (NCAA)	-	-	-	-	-	-	-	-	-	
Others (CDT, BTr Docs Stamp, etc.)	-	-	-	-	-	-	-	-	-	
GRAND TOTAL	-	-	-	-	47,638,591.35	43,176,185.01	238,706,298.48	6,509,275.90	336,030,350.74	

Certified Correct:  
  
REYNALDO Z. DE LOS SANTOS  
OIC, Bureau Accounting Division

Recommended by:  
  
MARITES B. MASARAP  
OIC-Director, Accounting Service

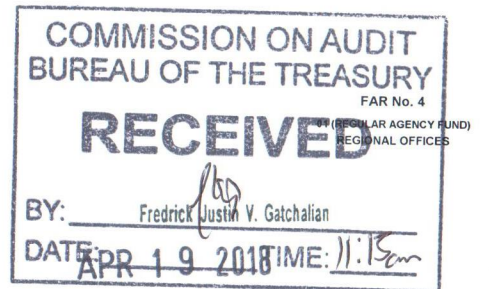
Approved by:  
  
ROSALIA V. DE LEON  
Treasurer of the Philippines





MONTHLY REPORT OF DISBURSEMENTS  
for the month of March 2018

Department : DEPARTMENT OF FINANCE  
Agency : BUREAU OF THE TREASURY  
Operating Unit : REGIONAL OFFICES  
Organization Code (UACS) : 11-005-00-00000  
Funding Source Code (as clustered): 01 (Regular Agency Fund)  
(e.g. Old Fund Code: 101,102, 151)



PARTICULARS	CURRENT YEAR BUDGET					PRIOR YEAR'S BUDGET											SUB-TOTAL	TRUST LIABILITIES				GRAND TOTAL					Remarks
	PS	MOOE	Fin. Exp	CO	TOTAL	PRIOR YEAR'S ACCOUNTS PAYABLE					CURRENT YEAR'S ACCOUNTS PAYABLE (Charge Against Cont. Approp CY 2016)					TOTAL		PS	MOOE	CO	TOTAL	PS	MOOE	Fin. Exp	CO	TOTAL	
						PS	MOOE	Fin. Exp	CO	Sub-Total	PS	MOOE	Fin. Exp	CO	Sub-Total												
1	2	3	4	5	6=(2+3+4+5)	7	8	9	10	11=(7+8+9+10)	12	13	14	15	16=(12+13+14+15)	17=(11+16)	18=(6+17)	19	20	21	22=(19+20+21)	23	24	25	26	27=(23+24+25+26)	28
January																											
Notice of Cash Allocation (NCA)																											
MDS Checks Issued	1,501,681.51	1,018,816.20	-	-	2,520,497.71	-	-	-	-	-	-	-	-	-	-	-	2,520,497.71	-	-	-	-	1,501,681.51	1,018,816.20	-	-	-	2,520,497.71
Advice to Debit Account	14,895,258.06	2,242,765.98	-	-	17,138,024.04	-	-	-	-	-	-	-	-	-	-	-	17,138,024.04	-	-	-	-	14,895,258.06	2,242,765.98	-	-	-	17,138,024.04
Working Fund (NCA issued to BTr)																											
Tax Remittance Advices Issued (TRA)	1,578,367.77	141,283.29	-	-	1,719,651.06	-	-	-	-	-	-	-	-	-	-	-	1,719,651.06	-	-	-	-	1,578,367.77	141,283.29	-	-	-	1,719,651.06
Cash Disbursement Ceiling (CDC)																											
Non-Cash Availment Authority (NCAA)																											
Others (CDT, BTr Docs Stamp, etc.)																											
Total	17,975,307.34	3,402,865.47	-	-	21,378,172.81	-	-	-	-	-	-	-	-	-	-	-	21,378,172.81	-	-	-	-	17,975,307.34	3,402,865.47	-	-	-	21,378,172.81
February																											
Notice of Cash Allocation (NCA)																											
MDS Checks Issued	2,535,509.99	1,525,427.08	-	-	4,060,937.07	-	-	-	-	-	-	-	-	-	-	-	4,060,937.07	-	-	-	-	2,535,509.99	1,525,427.08	-	-	-	4,060,937.07
Advice to Debit Account	15,473,749.13	3,205,586.63	-	-	18,679,335.76	-	-	-	-	-	-	-	-	-	-	-	18,679,335.76	-	-	-	-	15,473,749.13	3,205,586.63	-	-	-	18,679,335.76
Tax Remittance Advices Issued (TRA)	1,524,595.32	194,670.68	-	-	1,719,266.00	-	-	-	-	-	-	-	-	-	-	-	1,719,266.00	-	-	-	-	1,524,595.32	194,670.68	-	-	-	1,719,266.00
Cash Disbursement Ceiling (CDC)																											
Non-Cash Availment Authority (NCAA)																											
Others (CDT, BTr Docs Stamp, etc.)																											
Total	19,533,854.44	4,925,684.39	-	-	24,459,538.83	-	-	-	-	-	-	-	-	-	-	-	24,459,538.83	-	-	-	-	19,533,854.44	4,925,684.39	-	-	-	24,459,538.83
March																											
Notice of Cash Allocation (NCA)																											
MDS Checks Issued	2,484,716.14	3,673,403.65	-	528,290.19	6,686,409.98	-	-	-	-	-	-	-	-	-	-	-	6,686,409.98	-	-	-	-	2,484,716.14	3,673,403.65	-	528,290.19	-	6,686,409.98
Advice to Debit Account	18,129,486.53	4,305,877.56	-	95,434.89	22,530,798.98	-	-	-	-	-	-	-	-	-	-	-	22,530,798.98	-	-	-	-	18,129,486.53	4,305,877.56	-	95,434.89	-	22,530,798.98
Tax Remittance Advices Issued (TRA)	1,525,571.24	363,263.42	-	35,388.21	1,924,222.87	-	-	-	-	-	-	-	-	-	-	-	1,924,222.87	-	-	-	-	1,525,571.24	363,263.42	-	35,388.21	-	1,924,222.87
Cash Disbursement Ceiling (CDC)																											
Non-Cash Availment Authority (NCAA)																											
Others (CDT, BTr Docs Stamp, etc.)																											
Total	22,139,773.91	8,342,544.63	-	659,113.29	31,141,431.83	-	-	-	-	-	-	-	-	-	-	-	31,141,431.83	-	-	-	-	22,139,773.91	8,342,544.63	-	659,113.29	-	31,141,431.83
1st Quarter																											
Notice of Cash Allocation (NCA)																											
MDS Checks Issued	6,521,907.64	6,217,646.93	-	528,290.19	13,267,844.76	-	-	-	-	-	-	-	-	-	-	-	13,267,844.76	-	-	-	-	6,521,907.64	6,217,646.93	-	528,290.19	-	13,267,844.76
Advice to Debit Account	48,498,493.72	9,754,230.18	-	95,434.89	58,348,158.78	-	-	-	-	-	-	-	-	-	-	-	58,348,158.78	-	-	-	-	48,498,493.72	9,754,230.18	-	95,434.89	-	58,348,158.78
Tax Remittance Advices Issued (TRA)	4,628,534.33	699,217.39	-	35,388.21	5,363,139.93	-	-	-	-	-	-	-	-	-	-	-	5,363,139.93	-	-	-	-	4,628,534.33	699,217.39	-	35,388.21	-	5,363,139.93
Cash Disbursement Ceiling (CDC)																											
Non-Cash Availment Authority (NCAA)																											
Others (CDT, BTr Docs Stamp, etc.)																											
GRAND TOTAL	59,648,935.69	16,671,094.49	-	659,113.29	76,979,143.47	-	-	-	-	-	-	-	-	-	-	-	76,979,143.47	-	-	-	-	59,648,935.69	16,671,094.49	-	659,113.29	-	76,979,143.47

SUMMARY:

	Previous Report (February)	This month (March)	As of Date
Total Disbursement Authorities Received			
Unutilized NTA of previous month	3,958,473.78	5,316,645.39	
NTA	24,098,444.44	25,492,016.85	73,207,456.82
Working Fund			
TRA	1,719,266.00	1,924,222.87	5,363,139.93
CDC	-	-	-
NCAA	-	-	-
Others (CDT, BTr Docs Stamp, etc.)	-	-	-
Less: Notice of Transfer Allocations (NTA)* issued	-	-	-
Total Disbursements Authorities Available	29,776,184.22	32,732,885.11	78,570,596.75
Less: Lapsed NTA	-	1,591,453.28	1,591,453.28
Disbursements *	24,459,538.83	31,141,431.83	76,979,143.47
Balance of Disbursement Authorities as of to date	5,316,645.39	-	-

Consolidated by:  
  
PRECIOUS B. BUGARIN  
Administrative Officer II  
Date: 4-18-18

Noted by:  
  
REYNALDO Z. DELOS SANTOS  
OIC, Bureau Accounting Division  
Date: 4-18-18

Recommended by:  
  
MARITES B. MASARAP  
OIC-Director, Accounting Service  
Date: 4-18-18

Approved by:  
  
ROSALIA V. DE LEON  
Treasurer of the Philippines  
Date: 4-18-18



Funding the Republic

SUMMARY OF NOTICE OF CASH ALLOCATION  
as of March 31, 2018

MDS Account No: 2001-90003-1

	UACS CODE	JANUARY	FEBRUARY	MARCH	APRIL	MAY	JUNE	JULY	AUGUST	SEPTEMBER	OCTOBER	NOVEMBER	DECEMBER	TOTAL
GAA														
NCA-BMB-A-18-000466, January 5, 2018														
REGULAR	01101101	45,075,000.00	65,075,000.00	72,075,000.00	88,549,000.00	179,991,000.00	128,074,000.00	155,074,000.00	167,220,000.00	149,264,000.00	135,074,000.00	173,944,000.00	145,549,000.00	1,504,964,000.00
RLIP	01104102	3,288,000.00	3,288,000.00	3,288,000.00	3,288,000.00	3,288,000.00	3,287,000.00	3,287,000.00	3,287,000.00	3,287,000.00	3,287,000.00	3,287,000.00	3,287,000.00	39,449,000.00
NCA-BMB-A-18-0001997, February 2, 2018														
REGULAR	01102101		95,071,500.00											95,071,500.00
NCA-BMB-A-18-0002633, February 13, 2018														
REGULAR	01102101		101,159,696.00											101,159,696.00
Total (GAA)		48,363,000.00	264,594,196.00	75,363,000.00	91,837,000.00	183,279,000.00	131,361,000.00	158,361,000.00	170,507,000.00	152,551,000.00	138,361,000.00	177,231,000.00	148,836,000.00	1,544,413,000.00
RG & RL	01101407 / 01101101		268,107.00											268,107.00
Sub-Total (MDS 2001-90003-1)		48,363,000.00	264,862,303.00	75,363,000.00	91,837,000.00	183,279,000.00	131,361,000.00	158,361,000.00	170,507,000.00	152,551,000.00	138,361,000.00	177,231,000.00	148,836,000.00	1,544,681,107.00
MDS Account No: 2001-90210-6 *														
RG & RL	01101407 / 01101101	3,722,660.00	1,014,381.00	315,030.00										5,052,071.00
MDS Account No: 2001-90258-2														
GRANT-KPW IDF (TSA CAPACITY BUILDING)	04104161													-
MDS Account No: 2001-90234-3														
TRUST RECEIPTS	07308602													-
Sub-Total (KFW)		-	-	-	-	-	-	-	-	-	-	-	-	-
GRAND TOTAL		52,085,660.00	265,876,684.00	75,678,030.00	91,837,000.00	183,279,000.00	131,361,000.00	158,361,000.00	170,507,000.00	152,551,000.00	138,361,000.00	177,231,000.00	148,836,000.00	1,549,733,178.00

Certified Correct:

REYNALDO Z. DE LOS SANTOS  
OIC, Bureau Accounting Division

Recommended by:

MARITES B. MASARAP  
OIC-Director, Accounting Service

Approved by:

ROSALIA V. DE LEON  
Treasurer of the Philippines

COMMISSION ON AUDIT  
BUREAU OF THE TREASURY

RECEIVED

BY: Fredrick Justin V. Gatchalian

DATE: APR 19 2018 TIME: 11:00 AM



NOTICE OF CASH ALLOCATION RECEIVED - Terminal Leave & Retirement Gratuity  
as of March 31, 2018

MDS Account No: 2001-90210-6 (TL&RG)

Date	NCA NO.	UACS CODE	Amount	Remarks
01/18/18	NCA-BMB-A-18-0001427	01101101	1,436,607.00	TL Benefits of Ms. Myrna R. De Guzman
01/19/18	NCA-BMB-A-18-0001518	01101407	672,497.00	TL Benefits of Ms. Jocelyn C. Belenio & M. Aracelli M. Rillera
01/22/18	NCA-BMB-A-18-0001557	01101407	1,613,556.00	RG Benefits of Ms. Teodora S. Balayo
02/15/18	NCA-BMB-A-18-0002866	01101101	1,014,381.00	TL Benefits of Ms. Emma D. Carta
03/01/18	NCA-BMB-A-18-0003655	01101407	315,030.00	TL Benefits of Mr. Ali-Khan I. Cabais
<b>Total</b>			<b>5,052,071.00</b>	


MDS Account No: 2001-90003-1 (TL&RG)

02/02/18	NCA-BMB-A-18-0001974	01101407	268,107.00	TL Benefits of Ms. Teodora S. Balayo
<b>Total</b>			<b>268,107.00</b>	


Certified Correct:

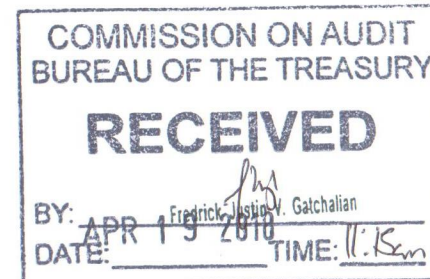
  
**REYNALDO Z. DE LOS SANTOS**  
OIC, Bureau Accounting Division

Recommended by:

  
**MARITES B. MASARAP**  
OIC-Director, Accounting Service

Approved by:

  
**ROSALA V. DE LEON**  
Treasurer of the Philippines






GAA	TOTAL	Estimated TRA Rate	JANUARY	FEBRUARY	MARCH	APRIL	MAY	JUNE	JULY	AUGUST	SEPTEMBER	OCTOBER	NOVEMBER	DECEMBER	TOTAL
Disbursement Program per BED 3 (net of TRA)															
CURRENT YEAR															
PS (per BED 3)	463,289,000.00		27,741,000.00	27,741,000.00	27,741,000.00	30,938,000.00	52,945,000.00	61,998,000.00	27,741,000.00	61,998,000.00	30,280,000.00	27,741,000.00	56,141,000.00	30,284,000.00	463,289,000.00
Estimated TRA for PS	34,765,000.00	7%	2,081,672.27	2,081,672.27	2,081,672.27	2,321,573.73	3,972,969.19	4,652,302.28	2,081,672.27	4,652,302.28	2,272,197.70	2,081,672.27	4,212,795.61	2,272,497.86	34,765,000.00
Sub-Total (PS)	498,054,000.00		29,822,672.27	29,822,672.27	29,822,672.27	33,259,573.73	56,917,969.19	66,650,302.28	29,822,672.27	66,650,302.28	32,552,197.70	29,822,672.27	60,353,795.61	32,556,497.86	498,054,000.00
MOOE (per BED 3)	379,190,000.00		12,000,000.00	12,000,000.00	14,000,000.00	27,000,000.00	25,000,000.00	25,000,000.00	32,000,000.00	40,000,000.00	41,190,000.00	47,000,000.00	50,000,000.00	54,000,000.00	379,190,000.00
Estimated TRA for MOOE	19,957,000.00	5%	631,567.29	631,567.29	736,828.50	1,421,026.40	1,315,765.18	1,315,765.18	1,684,179.44	2,105,224.29	2,167,854.72	2,473,638.55	2,631,530.37	2,842,052.80	19,957,000.00
Sub-Total (MOOE)	399,147,000.00		12,631,567.29	12,631,567.29	14,736,828.50	28,421,026.40	26,315,765.18	26,315,765.18	33,684,179.44	42,105,224.29	43,357,854.72	49,473,638.55	52,631,530.37	56,842,052.80	399,147,000.00
FINEX (per BED 3)	665,000,000.00		5,000,000.00	25,000,000.00	30,000,000.00	30,000,000.00	75,000,000.00	75,000,000.00	80,000,000.00	80,000,000.00	80,000,000.00	60,000,000.00	65,000,000.00	60,000,000.00	665,000,000.00
Estimated TRA for FINEX	35,000,000.00	5%	263,157.89	1,315,789.47	1,578,947.37	1,578,947.37	3,947,368.42	3,947,368.42	4,210,526.32	4,210,526.32	4,210,526.32	3,157,894.74	3,421,052.63	3,157,894.74	35,000,000.00
Sub-Total (FINEX)	700,000,000.00		5,263,157.89	26,315,789.47	31,578,947.37	31,578,947.37	78,947,368.42	78,947,368.42	84,210,526.32	84,210,526.32	84,210,526.32	63,157,894.74	68,421,052.63	63,157,894.74	700,000,000.00
CO (per BED 3)	2,623,665,000.00		-	-	-	-	24,522,000.00	-	15,000,000.00	19,146,000.00	-	-	-	-	58,668,000.00
Estimated TRA for CO	138,088,000.00	5%	-	-	-	-	1,290,635.02	-	789,475.79	1,007,686.90	-	-	-	-	3,087,797.71
Sub-Total (CO)	2,761,753,000.00		-	-	-	-	25,812,635.02	-	15,789,475.79	20,153,686.90	-	-	-	-	61,755,797.71
RLIP (per BED 3)	39,449,000.00		3,287,000.00	3,287,000.00	3,287,000.00	3,287,000.00	3,287,000.00	3,287,000.00	3,287,000.00	3,287,000.00	3,287,000.00	3,287,000.00	3,287,000.00	3,292,000.00	39,449,000.00
Estimated TRA for RLIP	-	0%	-	-	-	-	-	-	-	-	-	-	-	-	-
Sub-Total (RLIP)	39,449,000.00		3,287,000.00	3,287,000.00	3,287,000.00	3,287,000.00	3,287,000.00	3,287,000.00	3,287,000.00	3,287,000.00	3,287,000.00	3,287,000.00	3,287,000.00	3,292,000.00	39,449,000.00
TOTAL Estimated TRA CY	227,810,000.00		2,976,397.45	4,029,029.03	4,397,448.14	5,321,547.49	10,526,737.82	9,915,435.88	8,765,853.81	11,975,739.79	8,650,578.73	7,713,205.55	10,265,378.61	8,272,445.39	92,809,797.71
TOTAL NCA PROGRAM															
PS	502,738,000.00		31,028,000.00	31,028,000.00	31,028,000.00	34,225,000.00	56,232,000.00	65,285,000.00	31,028,000.00	65,285,000.00	33,567,000.00	31,028,000.00	59,428,000.00	33,576,000.00	502,738,000.00
TRA-PS	34,765,000.00	6%	2,081,672.27	2,081,672.27	2,081,672.27	2,321,573.73	3,972,969.19	4,652,302.28	2,081,672.27	4,652,302.28	2,272,197.70	2,081,672.27	4,212,795.61	2,272,497.86	34,765,000.00
Subtotal PS	537,503,000.00		33,109,672.27	33,109,672.27	33,109,672.27	36,546,573.73	60,204,969.19	69,937,302.28	33,109,672.27	69,937,302.28	35,839,197.70	33,109,672.27	63,640,795.61	35,848,497.86	537,503,000.00
MOOE	379,190,000.00		12,000,000.00	12,000,000.00	14,000,000.00	27,000,000.00	25,000,000.00	25,000,000.00	32,000,000.00	40,000,000.00	41,190,000.00	47,000,000.00	50,000,000.00	54,000,000.00	379,190,000.00
TRA-MOOE	19,957,000.00	5%	631,567.29	631,567.29	736,828.50	1,421,026.40	1,315,765.18	1,315,765.18	1,684,179.44	2,105,224.29	2,167,854.72	2,473,638.55	2,631,530.37	2,842,052.80	19,957,000.00
Subtotal MOOE	399,147,000.00		12,631,567.29	12,631,567.29	14,736,828.50	28,421,026.40	26,315,765.18	26,315,765.18	33,684,179.44	42,105,224.29	43,357,854.72	49,473,638.55	52,631,530.37	56,842,052.80	399,147,000.00
FINEX	665,000,000.00		5,000,000.00	25,000,000.00	30,000,000.00	30,000,000.00	75,000,000.00	75,000,000.00	80,000,000.00	80,000,000.00	80,000,000.00	60,000,000.00	65,000,000.00	60,000,000.00	665,000,000.00
TRA-FINEX	35,000,000.00	5%	263,157.89	1,315,789.47	1,578,947.37	1,578,947.37	3,947,368.42	3,947,368.42	4,210,526.32	4,210,526.32	4,210,526.32	3,157,894.74	3,421,052.63	3,157,894.74	35,000,000.00
Subtotal FINEX	700,000,000.00		5,263,157.89	26,315,789.47	31,578,947.37	31,578,947.37	78,947,368.42	78,947,368.42	84,210,526.32	84,210,526.32	84,210,526.32	63,157,894.74	68,421,052.63	63,157,894.74	700,000,000.00
CO	2,623,665,000.00		-	-	-	-	24,522,000.00	-	15,000,000.00	19,146,000.00	-	-	-	-	58,668,000.00
TRA-CO	138,088,000.00	5%	-	-	-	-	1,290,635.02	-	789,475.79	1,007,686.90	-	-	-	-	3,087,797.71
Subtotal CO	2,761,753,000.00		-	-	-	-	25,812,635.02	-	15,789,475.79	20,153,686.90	-	-	-	-	61,755,797.71
		TRA													
TOTAL DISBURSEMENT PROGRAM (net of TRA)	4,398,403,000.00	227,810,000.00	48,028,000.00	68,028,000.00	75,028,000.00	91,225,000.00	180,754,000.00	165,285,000.00	158,028,000.00	204,431,000.00	154,757,000.00	138,028,000.00	174,428,000.00	147,576,000.00	1,605,596,000.00
PS	537,503,000.00	34,765,000.00	31,028,000.00	31,028,000.00	31,028,000.00	34,225,000.00	56,232,000.00	65,285,000.00	31,028,000.00	65,285,000.00	33,567,000.00	31,028,000.00	59,428,000.00	33,576,000.00	502,738,000.00
MOOE	399,147,000.00	19,957,000.00	12,000,000.00	12,000,000.00	14,000,000.00	27,000,000.00	25,000,000.00	25,000,000.00	32,000,000.00	40,000,000.00	41,190,000.00	47,000,000.00	50,000,000.00	54,000,000.00	379,190,000.00
FINEX	700,000,000.00	35,000,000.00	5,000,000.00	25,000,000.00	30,000,000.00	30,000,000.00	75,000,000.00	75,000,000.00	80,000,000.00	80,000,000.00	80,000,000.00	60,000,000.00	65,000,000.00	60,000,000.00	665,000,000.00
CO	2,761,753,000.00	138,088,000.00	-	-	-	-	24,522,000.00	-	15,000,000.00	19,146,000.00	-	-	-	-	58,668,000.00
Estimated TRA			2,976,397.45	4,029,029.03	4,397,448.14	5,321,547.49	10,526,737.82	9,915,435.88	8,765,853.81	11,975,739.79	8,650,578.73	7,713,205.55	10,265,378.61	8,272,445.39	92,809,797.71
TOTAL DISBURSEMENT PROGRAM with estimated of TRA			51,004,397.45	72,057,029.03	79,425,448.14	96,546,547.49	191,280,737.82	175,200,435.88	166,793,853.81	216,406,739.79	163,407,578.73	145,741,205.55	184,693,378.61	155,848,445.39	1,698,405,797.71

COMMISSION ON AUDIT  
BUREAU OF THE TREASURY

RECEIVED

BY:  Fredrick Justin Gatchalian  
DATE: APR 19 2018 TIME: 11:00 AM