



Funding the Republic

MONTHLY REPORT OF DISBURSEMENTS  
for the month of May 2018


Appendix 23  
FAR No. 4  
ALL FUNDS  
CENTRAL OFFICE & REGIONAL OFFICES

Department : DEPARTMENT OF FINANCE  
Agency : BUREAU OF THE TREASURY  
Operating Unit : CENTRAL OFFICE & REGIONAL OFFICES  
Organization Code (UACS) : 11-005-00-00000  
Funding Source Code (as clustered): ALL FUNDS  
(e.g. Old Fund Code: 101,102, 151)

PARTICULARS	CURRENT YEAR BUDGET					PRIOR YEAR'S BUDGET											SUB-TOTAL
	PS	MOOE	Fin. Exp	CO	TOTAL	PRIOR YEAR'S ACCOUNTS PAYABLE					CURRENT YEAR'S ACCOUNTS PAYABLE (Charged Against Cont. Approp CY 2017)					TOTAL	
						PS	MOOE	Fin. Exp	CO	Sub-Total	PS	MOOE	Fin. Exp	CO	Sub-Total		
1	2	3	4	5	6= (2+ 3+4+5)	7	8	9	10	11= (7+ 8+9+10)	12	13	14	15	16= (12+ 13+14+15)	17=(11+16)	18=(6+17)
April																	
Notice of Cash Allocation (NCA)																	
MDS Checks Issued	7,988,006.05	15,932,411.79	-	28,392.85	23,948,810.69	-	445,099.70	-	-	445,099.70	-	-	-	-	-	445,099.70	24,393,910.39
Advice to Debit Account	27,989,704.85	6,477,450.64	14,648,273.40	-	49,115,428.89	-	6,046,036.10	62,489.70	-	6,108,525.80	-	-	-	-	-	6,108,525.80	55,223,954.69
Working Fund (NCA issued to BTr)	-	-	-	-	-	-	-	-	-	-	-	-	-	-	-	-	-
Tax Remittance Advices Issued (TRA)	2,868,349.18	391,796.38	1,448,886.60	1,607.15	4,710,639.31	-	433,153.98	6,180.30	-	439,334.28	-	-	-	-	-	439,334.28	5,149,973.59
Cash Disbursement Ceiling (CDC)	-	-	-	-	-	-	-	-	-	-	-	-	-	-	-	-	-
Non-Cash Availment Authority (NCAA)	-	-	-	-	-	-	-	-	-	-	-	-	-	-	-	-	-
Others (CDT, BTr Docs Stamp, etc.)	-	-	-	-	-	-	-	-	-	-	-	-	-	-	-	-	-
Total	38,846,060.08	22,801,658.81	16,097,160.00	30,000.00	77,774,878.89	-	6,924,289.78	68,670.00	-	6,992,959.78	-	-	-	-	-	6,992,959.78	84,767,838.67
May																	
Notice of Cash Allocation (NCA)																	
MDS Checks Issued	8,516,307.13	6,924,336.42	-	82,326.98	15,522,970.53	-	110,640.00	-	-	110,640.00	-	-	-	-	-	110,640.00	15,633,610.53
Advice to Debit Account	49,422,304.80	12,556,589.82	43,897,529.30	-	105,876,423.92	-	1,710,237.04	-	11,454,256.50	13,164,493.54	-	-	-	-	-	13,164,493.54	119,040,917.46
Tax Remittance Advices Issued (TRA)	2,736,598.06	751,574.10	4,341,710.70	4,660.02	7,834,542.88	-	121,217.73	-	588,524.23	709,741.96	-	-	-	-	-	709,741.96	8,544,284.84
Cash Disbursement Ceiling (CDC)	-	-	-	-	-	-	-	-	-	-	-	-	-	-	-	-	-
Non-Cash Availment Authority (NCAA)	-	-	-	-	-	-	-	-	-	-	-	-	-	-	-	-	-
Others (CDT, BTr Docs Stamp, etc.)	-	-	-	-	-	-	-	-	-	-	-	-	-	-	-	-	-
Total	60,675,209.99	20,232,500.34	48,239,240.00	86,987.00	129,233,937.33	-	1,942,094.77	-	12,042,780.73	13,984,875.50	-	-	-	-	-	13,984,875.50	143,218,812.83
June																	
Notice of Cash Allocation (NCA)																	
MDS Checks Issued	-	-	-	-	-	-	-	-	-	-	-	-	-	-	-	-	-
Advice to Debit Account	-	-	-	-	-	-	-	-	-	-	-	-	-	-	-	-	-
Tax Remittance Advices Issued (TRA)	-	-	-	-	-	-	-	-	-	-	-	-	-	-	-	-	-
Cash Disbursement Ceiling (CDC)	-	-	-	-	-	-	-	-	-	-	-	-	-	-	-	-	-
Non-Cash Availment Authority (NCAA)	-	-	-	-	-	-	-	-	-	-	-	-	-	-	-	-	-
Others (CDT, BTr Docs Stamp, etc.)	-	-	-	-	-	-	-	-	-	-	-	-	-	-	-	-	-
Total	-	-	-	-	-	-	-	-	-	-	-	-	-	-	-	-	-
2nd Quarter																	
Notice of Cash Allocation (NCA)																	
MDS Checks Issued	16,504,313.18	22,856,748.21	-	110,719.83	39,471,781.22	-	555,739.70	-	-	555,739.70	-	-	-	-	-	555,739.70	40,027,520.92
Advice to Debit Account	77,412,009.65	19,034,040.46	58,545,802.70	-	154,991,852.81	-	7,756,273.14	62,489.70	11,454,256.50	19,273,019.34	-	-	-	-	-	19,273,019.34	174,264,872.15
Tax Remittance Advices Issued (TRA)	5,604,947.24	1,143,370.48	5,790,597.30	6,267.17	12,545,182.19	-	554,371.71	6,180.30	588,524.23	1,149,076.24	-	-	-	-	-	1,149,076.24	13,694,258.43
Cash Disbursement Ceiling (CDC)	-	-	-	-	-	-	-	-	-	-	-	-	-	-	-	-	-
Non-Cash Availment Authority (NCAA)	-	-	-	-	-	-	-	-	-	-	-	-	-	-	-	-	-
Others (CDT, BTr Docs Stamp, etc.)	-	-	-	-	-	-	-	-	-	-	-	-	-	-	-	-	-
GRAND TOTAL	99,521,270.07	43,034,159.15	64,336,400.00	116,987.00	207,008,816.22	-	8,866,384.55	68,670.00	12,042,780.73	20,977,835.28	-	-	-	-	-	20,977,835.28	227,986,651.50

SUMMARY:

	Previous Report (April)	This month (May)	As of Date
Total Disbursement Authorities Received			
Unutilized NCA of previous month	(0.00)	16,266,543.92	
NCA	95,884,409.00	184,718,956.00	674,243,739.00
Working Fund	-	-	-
TRA	5,149,973.59	8,544,284.84	38,449,962.58
CDC	-	-	-
NCAA	-	-	-
Others (CDT, BTr Docs Stamp, etc.)	-	-	-
Less: Notice of Transfer Allocations (NTA)* issued			
Total Disbursements Authorities Available	101,034,382.59	209,529,784.76	712,693,701.58
Less: Lapsed NCA	-	-	5,417,387.64
Disbursements	84,767,838.67	143,218,812.83	640,965,342.02
Balance of Disbursements Authorities as of to date	16,266,543.92	66,310,971.93	66,310,971.93





MONTHLY REPORT OF DISBURSEMENTS  
for the month of May 2018

Appendix 23  
FAR No. 4  
ALL FUNDS  
CENTRAL OFFICE & REGIONAL OFFICES

Department : DEPARTMENT OF FINANCE  
Agency : BUREAU OF THE TREASURY  
Operating Unit : CENTRAL OFFICE & REGIONAL OFFICES  
Organization Code (UACS) : 11-005-00-00000  
Funding Source Code (as clustered) : ALL FUNDS  
(e.g. Old Fund Code: 101,102, 151)

PARTICULARS	TRUST LIABILITIES				GRAND TOTAL					Remarks
	PS	MOOE	CO	TOTAL	PS	MOOE	Fin. Exp	CO	TOTAL	
I	19	20	21	22=(19+20+21)	23	24	25	26	27=(23+24+25+26)	28
April										
Notice of Cash Allocation (NCA)				-	7,988,006.05	16,377,511.49	-	28,392.85	24,393,910.39	
MDS Checks Issued	-	-	-	-	27,989,704.85	12,523,486.74	14,710,763.10	-	55,223,954.69	
Advice to Debit Account	-	-	-	-	-	-	-	-	-	
Working Fund (NCA issued to BTr)	-	-	-	-	2,868,349.18	824,950.36	1,455,066.90	1,607.15	5,149,973.59	
Tax Remittance Advices Issued (TRA)	-	-	-	-	-	-	-	-	-	
Cash Disbursement Ceiling (CDC)	-	-	-	-	-	-	-	-	-	
Non-Cash Availment Authority (NCAA)	-	-	-	-	-	-	-	-	-	
Others (CDT, BTr Docs Stamp, etc.)	-	-	-	-	-	-	-	-	-	
Total	-	-	-	-	38,846,060.08	29,725,948.59	16,165,830.00	30,000.00	84,767,838.67	
May										
Notice of Cash Allocation (NCA)				-	8,516,307.13	7,034,976.42	-	82,326.98	15,633,610.53	
MDS Checks Issued	-	-	-	-	49,422,304.80	14,266,826.86	43,897,529.30	11,454,256.50	119,040,917.46	
Advice to Debit Account	-	-	-	-	2,736,598.06	872,791.83	4,341,710.70	593,184.25	8,544,284.84	
Tax Remittance Advices Issued (TRA)	-	-	-	-	-	-	-	-	-	
Cash Disbursement Ceiling (CDC)	-	-	-	-	-	-	-	-	-	
Non-Cash Availment Authority (NCAA)	-	-	-	-	-	-	-	-	-	
Others (CDT, BTr Docs Stamp, etc.)	-	-	-	-	-	-	-	-	-	
Total	-	-	-	-	60,675,209.99	22,174,595.11	48,239,240.00	12,129,767.73	143,218,812.83	
June										
Notice of Cash Allocation (NCA)				-	-	-	-	-	-	
MDS Checks Issued	-	-	-	-	-	-	-	-	-	
Advice to Debit Account	-	-	-	-	-	-	-	-	-	
Tax Remittance Advices Issued (TRA)	-	-	-	-	-	-	-	-	-	
Cash Disbursement Ceiling (CDC)	-	-	-	-	-	-	-	-	-	
Non-Cash Availment Authority (NCAA)	-	-	-	-	-	-	-	-	-	
Others (CDT, BTr Docs Stamp, etc.)	-	-	-	-	-	-	-	-	-	
Total	-	-	-	-	-	-	-	-	-	
2nd Quarter										
Notice of Cash Allocation (NCA)				-	16,504,313.18	23,412,487.91	-	110,719.83	40,027,520.92	
MDS Checks Issued	-	-	-	-	77,412,009.65	26,790,313.60	58,608,292.40	11,454,256.50	174,264,872.15	
Advice to Debit Account	-	-	-	-	5,604,947.24	1,697,742.19	5,796,777.60	594,791.40	13,694,258.43	
Tax Remittance Advices Issued (TRA)	-	-	-	-	-	-	-	-	-	
Cash Disbursement Ceiling (CDC)	-	-	-	-	-	-	-	-	-	
Non-Cash Availment Authority (NCAA)	-	-	-	-	-	-	-	-	-	
Others (CDT, BTr Docs Stamp, etc.)	-	-	-	-	-	-	-	-	-	
GRAND TOTAL					99,521,270.07	51,900,543.70	64,405,070.00	12,159,767.73	227,986,651.50	

Total Disbursements Program (BED 3)\*\*  
Less: \* Actual Disbursements  
(Over)/Under spending

Previous month (April)	This month (May)	As of Date
96,546,547.49	191,280,737.82	490,314,159.94
84,767,838.67	143,218,812.83	640,965,342.02
11,778,708.82	48,061,924.99	(150,651,182.07)

\*\* includes NCAs for Terminal Leave Benefits & Retirement Gratuity

Certified Correct:

REYNALDO Z. DELOS SANTOS  
OIC, Bureau Accounting Division

Date:

Recommended by:

MARITES B. MASARAP  
OIC-Director, Accounting Service

Date:

Approved by:

SHARON P. ALMANZA  
Deputy Treasurer of the Philippines

Date:



MONTHLY REPORT OF DISBURSEMENTS  
for the month of May 2018


FAR No. 4  
01 (REGULAR AGENCY FUND)  
CENTRAL OFFICE & REGIONAL OFFICES

Department : DEPARTMENT OF FINANCE  
Agency : BUREAU OF THE TREASURY  
Operating Unit : CENTRAL OFFICE & REGIONAL OFFICES  
Organization Code (UACS) : 11-005-00-00000  
Funding Source Code (as clustered): 01 (Regular Agency Fund)  
(e.g. Old Fund Code: 101,102, 151)

PARTICULARS	CURRENT YEAR BUDGET					PRIOR YEAR'S BUDGET												SUB-TOTAL
	PS	MOOE	Fin. Exp	CO	TOTAL	PRIOR YEAR'S ACCOUNTS PAYABLE					CURRENT YEAR'S ACCOUNTS PAYABLE (Charged Against Cont. Approp CY 2017)					TOTAL		
						PS	MOOE	Fin. Exp	CO	Sub-Total	PS	MOOE	Fin. Exp	CO	Sub-Total			
1	2	3	4	5	6= (2+ 3+4+5)	7	8	9	10	11= (7+ 8+9+10)	12	13	14	15	16= (12+ 13+14+15)	17=(11+16)	18=(6+17)	
April																		
Notice of Cash Allocation (NCA)																		
MDS Checks Issued	7,988,006.05	15,090,682.38	-	28,392.85	23,107,081.28	-	445,099.70	-	-	445,099.70	-	-	-	-	-	445,099.70	23,552,180.98	
Advice to Debit Account	27,989,704.85	6,477,450.64	14,648,273.40	-	49,115,428.89	-	6,046,036.10	62,489.70	-	6,108,525.80	-	-	-	-	-	6,108,525.80	55,223,954.69	
Working Fund (NCA issued to BTr)																		
Tax Remittance Advices Issued (TRA)	2,868,349.18	391,796.38	1,448,886.60	1,607.15	4,710,639.31	-	433,153.98	6,180.30	-	439,334.28	-	-	-	-	-	439,334.28	5,149,973.59	
Cash Disbursement Ceiling (CDC)																		
Non-Cash Availment Authority (NCAA)																		
Others (CDT, BTr Docs Stamp, etc.)																		
Total	38,846,060.08	21,959,929.40	16,097,160.00	30,000.00	76,933,149.48	-	6,924,289.78	68,670.00	-	6,992,959.78	-	-	-	-	-	6,992,959.78	83,926,109.26	
May																		
Notice of Cash Allocation (NCA)																		
MDS Checks Issued	8,516,307.13	6,924,336.42	-	82,326.98	15,522,970.53	-	110,640.00	-	-	110,640.00	-	-	-	-	-	110,640.00	15,633,610.53	
Advice to Debit Account	49,422,304.80	12,556,589.82	43,897,529.30	-	105,876,423.92	-	1,710,237.04	-	11,454,256.50	13,164,493.54	-	-	-	-	-	13,164,493.54	119,040,917.46	
Tax Remittance Advices Issued (TRA)	2,736,598.06	751,574.10	4,341,710.70	4,660.02	7,834,542.88	-	121,217.73	-	588,524.23	709,741.96	-	-	-	-	-	709,741.96	8,544,284.84	
Cash Disbursement Ceiling (CDC)																		
Non-Cash Availment Authority (NCAA)																		
Others (CDT, BTr Docs Stamp, etc.)																		
Total	60,675,209.99	20,232,500.34	48,239,240.00	86,987.00	129,233,937.33	-	1,942,094.77	-	12,042,780.73	13,984,875.50	-	-	-	-	-	13,984,875.50	143,218,812.83	
June																		
Notice of Cash Allocation (NCA)																		
MDS Checks Issued	-	-	-	-	-	-	-	-	-	-	-	-	-	-	-	-	-	
Advice to Debit Account	-	-	-	-	-	-	-	-	-	-	-	-	-	-	-	-	-	
Tax Remittance Advices Issued (TRA)	-	-	-	-	-	-	-	-	-	-	-	-	-	-	-	-	-	
Cash Disbursement Ceiling (CDC)																		
Non-Cash Availment Authority (NCAA)																		
Others (CDT, BTr Docs Stamp, etc.)																		
Total	-	-	-	-	-	-	-	-	-	-	-	-	-	-	-	-	-	
2nd Quarter																		
Notice of Cash Allocation (NCA)																		
MDS Checks Issued	16,504,313.18	22,015,018.80	-	110,719.83	38,630,051.81	-	555,739.70	-	-	555,739.70	-	-	-	-	-	555,739.70	39,185,791.51	
Advice to Debit Account	77,412,009.65	19,034,040.46	58,545,802.70	-	154,991,852.81	-	7,756,273.14	62,489.70	11,454,256.50	19,273,019.34	-	-	-	-	-	19,273,019.34	174,264,872.15	
Tax Remittance Advices Issued (TRA)	5,604,947.24	1,143,370.48	5,790,597.30	6,267.17	12,545,182.19	-	554,371.71	6,180.30	588,524.23	1,149,076.24	-	-	-	-	-	1,149,076.24	13,694,258.43	
Cash Disbursement Ceiling (CDC)																		
Non-Cash Availment Authority (NCAA)																		
Others (CDT, BTr Docs Stamp, etc.)																		
GRAND TOTAL	99,521,270.07	42,192,429.74	64,336,400.00	116,987.00	206,167,086.81	-	8,866,384.55	68,670.00	12,042,780.73	20,977,835.28	-	-	-	-	-	20,977,835.28	227,144,922.09	

SUMMARY:

	Previous Report (April)	This month (May)	As of Date
Total Disbursement Authorities Received			
Unutilized NCA of previous month	(0.00)	16,158,273.33	
NCA	94,934,409.00	184,518,956.00	673,093,739.00
Working Fund	-	-	-
TRA	5,149,973.59	8,544,284.84	38,449,962.58
CDC			
NCAA			
Others (CDT, BTr Docs Stamp, etc.)			
Less: Notice of Transfer Allocations (NTA)* issued			
Total Disbursements Authorities Available	100,084,382.59	209,221,514.17	711,543,701.58
Less: Lapsed NCA	-	-	5,417,387.64
Disbursements	83,926,109.26	143,218,812.83	640,123,612.61
Balance of Disbursements Authorities as of to date	16,158,273.33	66,002,701.34	66,002,701.34





MONTHLY REPORT OF DISBURSEMENTS  
for the month of May 2018

Department : DEPARTMENT OF FINANCE  
Agency : BUREAU OF THE TREASURY  
Operating Unit : CENTRAL OFFICE & REGIONAL OFFICES  
Organization Code (UACS) : 11-005-00-00000  
Funding Source Code (as clustered): 01 (Regular Agency Fund)  
(e.g. Old Fund Code: 101,102, 151)

PARTICULARS	TRUST LIABILITIES				GRAND TOTAL					Remarks
	PS	MOOE	CO	TOTAL	PS	MOOE	Fin. Exp	CO	TOTAL	
1	19	20	21	22=(19+20+21)	23	24	25	26	27=(23+24+25+26)	28
<b>April</b>										
Notice of Cash Allocation (NCA)										
MDS Checks Issued	-	-	-	-	7,988,006.05	15,535,782.08	-	28,392.85	23,552,180.98	
Advice to Debit Account	-	-	-	-	27,989,704.85	12,523,486.74	14,710,763.10	-	55,223,954.69	
Working Fund (NCA issued to BTr)					-	-	-	-	-	
Tax Remittance Advices Issued (TRA)	-	-	-	-	2,868,349.18	824,950.36	1,455,066.90	1,607.15	5,149,973.59	
Cash Disbursement Ceiling (CDC)					-	-	-	-	-	
Non-Cash Availment Authority (NCAA)					-	-	-	-	-	
Others (CDT, BTr Docs Stamp, etc.)					-	-	-	-	-	
<b>Total</b>	-	-	-	-	38,846,060.08	28,884,219.18	16,165,830.00	30,000.00	83,926,109.26	
<b>May</b>										
Notice of Cash Allocation (NCA)										
MDS Checks Issued	-	-	-	-	8,516,307.13	7,034,976.42	-	82,326.98	15,633,610.53	
Advice to Debit Account	-	-	-	-	49,422,304.80	14,266,826.86	43,897,529.30	11,454,256.50	119,040,917.46	
Tax Remittance Advices Issued (TRA)	-	-	-	-	2,736,598.06	872,791.83	4,341,710.70	593,184.25	8,544,284.84	
Cash Disbursement Ceiling (CDC)					-	-	-	-	-	
Non-Cash Availment Authority (NCAA)					-	-	-	-	-	
Others (CDT, BTr Docs Stamp, etc.)					-	-	-	-	-	
<b>Total</b>	-	-	-	-	60,675,209.99	22,174,595.11	48,239,240.00	12,129,767.73	143,218,812.83	
<b>June</b>										
Notice of Cash Allocation (NCA)										
MDS Checks Issued	-	-	-	-	-	-	-	-	-	
Advice to Debit Account	-	-	-	-	-	-	-	-	-	
Tax Remittance Advices Issued (TRA)	-	-	-	-	-	-	-	-	-	
Cash Disbursement Ceiling (CDC)					-	-	-	-	-	
Non-Cash Availment Authority (NCAA)					-	-	-	-	-	
Others (CDT, BTr Docs Stamp, etc.)					-	-	-	-	-	
<b>Total</b>	-	-	-	-	-	-	-	-	-	
<b>2nd Quarter</b>										
Notice of Cash Allocation (NCA)										
MDS Checks Issued	-	-	-	-	16,504,313.18	22,570,758.50	-	110,719.83	39,185,791.51	
Advice to Debit Account	-	-	-	-	77,412,009.65	26,790,313.60	58,608,292.40	11,454,256.50	174,264,872.15	
Tax Remittance Advices Issued (TRA)	-	-	-	-	5,604,947.24	1,697,742.19	5,796,777.60	594,791.40	13,694,258.43	
Cash Disbursement Ceiling (CDC)					-	-	-	-	-	
Non-Cash Availment Authority (NCAA)					-	-	-	-	-	
Others (CDT, BTr Docs Stamp, etc.)					-	-	-	-	-	
<b>GRAND TOTAL</b>	-	-	-	-	99,521,270.07	51,058,814.29	64,405,070.00	12,159,767.73	227,144,922.09	

Previous Month

(April)

This month (May)

As of Date

Total Disbursements Program (BED 3)\*\*  
Less: \* Actual Disbursements  
(Over)/Under spending

96,546,547.49	191,280,737.82	490,314,159.94
83,926,109.26	143,218,812.83	640,123,612.61
12,620,438.23	48,061,924.99	(149,809,452.66)

\*\* includes NCAs for Terminal Leave Benefits & Retirement Gratuity

Certified Correct:

REYNALDO Z. DELOS SANTOS  
OIC, Bureau Accounting Division

Date: \_\_\_\_\_

Recommended by:

MARITES B. MASARAP  
OIC-Director, Accounting Service

Date: \_\_\_\_\_

Approved by:

SHARON P. ALMANZA  
Deputy Treasurer of the Philippines

Date: \_\_\_\_\_



Funding the Republic

MONTHLY REPORT OF DISBURSEMENTS  
for the month of May 2018


Appendix 23  
FAR No. 4  
ALL FUNDS  
CENTRAL OFFICE

Department : DEPARTMENT OF FINANCE  
Agency : BUREAU OF THE TREASURY  
Operating Unit : CENTRAL OFFICE  
Organization Code (UACS) : 11-005-00-00000  
Funding Source Code (as clustered): ALL FUNDS

PARTICULARS	CURRENT YEAR BUDGET					PRIOR YEAR'S BUDGET											SUB-TOTAL
	PS	MOOE	Fin. Exp	CO	TOTAL	PRIOR YEAR'S ACCOUNTS PAYABLE					CURRENT YEAR'S ACCOUNTS PAYABLE (Charged Against Cont. Approp CY 2017)					TOTAL	
						PS	MOOE	Fin. Exp	CO	Sub-Total	PS	MOOE	Fin. Exp	CO	Sub-Total		
1	2	3	4	5	6= (2+ 3+4+5)	7	8	9	10	11= (7+ 8+9+10)	12	13	14	15	16= (12+ 13+14+15)	17=(11+16)	18=(6+17)
April																	
Notice of Cash Allocation (NCA)																	
MDS Checks Issued	5,984,084.20	14,423,252.60	-	-	20,407,336.80	-	445,099.70	-	-	445,099.70	-	-	-	-	-	445,099.70	20,852,436.50
Advice to Debit Account	13,141,224.08	3,691,410.05	14,648,273.40	-	31,480,907.53	-	6,046,036.10	62,489.70	-	6,108,525.80	-	-	-	-	-	6,108,525.80	37,589,433.33
Working Fund (NCA issued to BTr)																	
Tax Remittance Advices Issued (TRA)	1,343,983.67	240,817.16	1,448,886.60	-	3,033,687.43	-	433,153.98	6,180.30	-	439,334.28	-	-	-	-	-	439,334.28	3,473,021.71
Cash Disbursement Ceiling (CDC)																	
Non-Cash Availment Authority (NCAA)																	
Others (CDT, BTr Docs Stamp, etc.)																	
Total	20,469,291.95	18,355,479.81	16,097,160.00		54,921,931.76	-	6,924,289.78	68,670.00	-	6,992,959.78	-	-	-	-	-	6,992,959.78	61,914,891.54
May																	
Notice of Cash Allocation (NCA)																	
MDS Checks Issued	4,982,265.81	5,381,828.49	-	-	10,364,094.30	-	110,640.00	-	-	110,640.00	-	-	-	-	-	110,640.00	10,474,734.30
Advice to Debit Account	19,394,981.42	8,942,956.05	43,897,529.30	-	72,235,466.77	-	1,705,485.02	-	11,454,256.50	13,159,741.52	-	-	-	-	-	13,159,741.52	85,395,208.29
Tax Remittance Advices Issued (TRA)	1,192,379.39	563,318.07	4,341,710.70	-	6,097,408.16	-	121,217.73	-	588,524.23	709,741.96	-	-	-	-	-	709,741.96	6,807,150.12
Cash Disbursement Ceiling (CDC)																	
Non-Cash Availment Authority (NCAA)																	
Others (CDT, BTr Docs Stamp, etc.)																	
Total	25,569,626.62	14,888,102.61	48,239,240.00	-	88,696,969.23	-	1,937,342.75	-	12,042,780.73	13,980,123.48	-	-	-	-	-	13,980,123.48	102,677,092.71
June																	
Notice of Cash Allocation (NCA)																	
MDS Checks Issued	-	-	-	-	-	-	-	-	-	-	-	-	-	-	-	-	-
Advice to Debit Account	-	-	-	-	-	-	-	-	-	-	-	-	-	-	-	-	-
Tax Remittance Advices Issued (TRA)	-	-	-	-	-	-	-	-	-	-	-	-	-	-	-	-	-
Cash Disbursement Ceiling (CDC)	-	-	-	-	-	-	-	-	-	-	-	-	-	-	-	-	-
Non-Cash Availment Authority (NCAA)	-	-	-	-	-	-	-	-	-	-	-	-	-	-	-	-	-
Others (CDT, BTr Docs Stamp, etc.)	-	-	-	-	-	-	-	-	-	-	-	-	-	-	-	-	-
Total	-	-	-	-	-	-	-	-	-	-	-	-	-	-	-	-	-
2nd Quarter																	
Notice of Cash Allocation (NCA)																	
MDS Checks Issued	10,966,350.01	19,805,081.09	-	-	30,771,431.10	-	555,739.70	-	-	555,739.70	-	-	-	-	-	555,739.70	31,327,170.80
Advice to Debit Account	32,536,205.50	12,634,366.10	58,545,802.70	-	103,716,374.30	-	7,751,521.12	62,489.70	11,454,256.50	19,268,267.32	-	-	-	-	-	19,268,267.32	122,984,641.62
Tax Remittance Advices Issued (TRA)	2,536,363.06	804,135.23	5,790,597.30	-	9,131,095.59	-	554,371.71	6,180.30	588,524.23	1,149,076.24	-	-	-	-	-	1,149,076.24	10,280,171.83
Cash Disbursement Ceiling (CDC)																	
Non-Cash Availment Authority (NCAA)																	
Others (CDT, BTr Docs Stamp, etc.)																	
GRAND TOTAL	46,038,918.57	33,243,582.42	64,336,400.00	-	143,618,900.99	-	8,861,632.53	68,670.00	12,042,780.73	20,973,083.26	-	-	-	-	-	20,973,083.26	164,591,984.25

SUMMARY:

	Previous Report (April)	This month (May)	As of Date
Total Disbursement Authorities Received			
Unutilized NCA of previous month	(0.00)	13,685,655.81	
NCA	95,884,409.00	184,718,956.00	674,243,739.00
Working Fund	-	-	-
TRA	3,473,021.71	6,807,150.12	29,672,736.05
CDC	-	-	-
NCAA	-	-	-
Others (CDT, BTr Docs Stamp, etc.)	-	-	-
Less: Notice of Transfer Allocations (NTA)* issued	23,756,883.36	39,547,140.27	136,511,480.45
Total Disbursements Authorities Available	75,600,547.35	165,664,621.66	567,404,994.60
Less: Lapsed NCA			3,795,130.66
Disbursements	61,914,891.54	102,677,092.71	500,622,334.99
Balance of Disbursement Authorities as of to date	13,685,655.81	62,987,528.95	62,987,528.95



### Funding the Republic

Department	:	DEPARTMENT OF FINANCE
Agency	:	BUREAU OF THE TREASURY
Operating Unit	:	CENTRAL OFFICE
Organization Code (UACS)	:	11-005-00-00000
Funding Source Code (as clustered)	:	ALL FUNDS

PARTICULARS	TRUST LIABILITIES				GRAND TOTAL					Remarks
	PS	MOOE	CO	TOTAL	PS	MOOE	Fin. Exp	CO	TOTAL	
1	19	20	21	22=(19+20+21)	23	24	25	26	27=(23+24+25+26)	28
<b>April</b>										
Notice of Cash Allocation (NCA)										
MDS Checks Issued	-	-	-	-	5,984,084.20	14,868,352.30	-	-	20,852,436.50	
Advice to Debit Account	-	-	-	-	13,141,224.08	9,737,446.15	14,710,763.10	-	37,589,433.33	
Working Fund (NCA issued to BTr)										
Tax Remittance Advices Issued (TRA)	-	-	-	-	1,343,983.67	673,971.14	1,455,066.90	-	3,473,021.71	
Cash Disbursement Ceiling (CDC)										
Non-Cash Availment Authority (NCAA)					-	-	-	-	-	
Others (CDT, BTr Docs Stamp, etc.)					-	-	-	-	-	
<b>Total</b>	-	-	-	-	20,469,291.95	25,279,769.59	16,165,830.00	-	61,914,891.54	
<b>May</b>										
Notice of Cash Allocation (NCA)					-	-	-	-	-	
MDS Checks Issued	-	-	-	-	4,982,265.81	5,492,468.49	-	-	10,474,734.30	
Advice to Debit Account	-	-	-	-	19,394,981.42	10,648,441.07	43,897,529.30	11,454,256.50	85,395,208.29	
Tax Remittance Advices Issued (TRA)	-	-	-	-	1,192,379.39	684,535.80	4,341,710.70	588,524.23	6,807,150.12	
Cash Disbursement Ceiling (CDC)										
Non-Cash Availment Authority (NCAA)					-	-	-	-	-	
Others (CDT, BTr Docs Stamp, etc.)					-	-	-	-	-	
<b>Total</b>	-	-	-	-	25,569,626.62	16,825,445.36	48,239,240.00	12,042,780.73	102,677,092.71	
<b>June</b>										
Notice of Cash Allocation (NCA)					-	-	-	-	-	
MDS Checks Issued	-	-	-	-	-	-	-	-	-	
Advice to Debit Account	-	-	-	-	-	-	-	-	-	
Tax Remittance Advices Issued (TRA)	-	-	-	-	-	-	-	-	-	
Cash Disbursement Ceiling (CDC)	-	-	-	-	-	-	-	-	-	
Non-Cash Availment Authority (NCAA)					-	-	-	-	-	
Others (CDT, BTr Docs Stamp, etc.)					-	-	-	-	-	
<b>Total</b>	-	-	-	-	-	-	-	-	-	
<b>2nd Quarter</b>										
Notice of Cash Allocation (NCA)					-	-	-	-	-	
MDS Checks Issued	-	-	-	-	10,966,350.01	20,360,820.79	-	-	31,327,170.80	
Advice to Debit Account	-	-	-	-	32,536,205.50	20,385,887.22	58,608,292.40	11,454,256.50	122,984,641.62	
Tax Remittance Advices Issued (TRA)	-	-	-	-	2,536,363.06	1,358,506.94	5,796,777.60	588,524.23	10,280,171.83	
Cash Disbursement Ceiling (CDC)										
Non-Cash Availment Authority (NCAA)					-	-	-	-	-	
Others (CDT, BTr Docs Stamp, etc.)					-	-	-	-	-	
<b>GRAND TOTAL</b>	-	-	-	-	46,038,918.57	42,105,214.95	64,405,070.00	12,042,780.73	164,591,984.25	

Certified Correct:

**REYNALDO Z. DELOS SANTOS**  
OIC, Bureau Accounting Division

Recommended by:

**MARITES B. MASARAP**  
OIC-Director, Accounting Service

Approved by:

**SHARON P. ALMANZA**  
Deputy Treasurer of the Philippines



MONTHLY REPORT OF DISBURSEMENTS  
for the month of May 2018

Department : DEPARTMENT OF FINANCE  
Agency : BUREAU OF THE TREASURY  
Operating Unit : CENTRAL OFFICE  
Organization Code (UACS) : 11-005-00-00000  
Funding Source Code (as clustered) : 04 (SPECIAL ACCOUNT - FOREIGN ASSISTED FUND/GRANTS)

PARTICULARS	CURRENT YEAR BUDGET					PRIOR YEAR'S BUDGET											SUB-TOTAL	TRUST LIABILITIES				GRAND TOTAL					Remarks
	PS	MOOE	Fin. Exp	CO	TOTAL	PRIOR YEAR'S ACCOUNTS PAYABLE					CURRENT YEAR'S ACCOUNTS PAYABLE (Charged Against Cont. Approp CY 2017)					TOTAL		PS	MOOE	CO	TOTAL	PS	MOOE	Fin. Exp	CO	TOTAL	
						PS	MOOE	Fin. Exp	CO	Sub-Total	PS	MOOE	Fin. Exp	CO	Sub-Total												
1	2	3	4	5	6= (2+ 3+4+5)	7	8	9	10	11= (7+ 8+9+10)	12	13	14	15	16= (12+ 13+14+15)	17=(11+16)	18=(6+17)	19	20	21	22=(19+ 20+21)	23	24	25	26	27=(23+24+25+ 26)	28
April																											
Notice of Cash Allocation (NCA)					-					-					-	-	-				-	-	-	-	-	-	-
MDS Checks Issued		841,729.41			841,729.41					-					-	-	841,729.41				-	-	841,729.41	-	-	-	841,729.41
Advice to Debit Account					-					-					-	-	-				-	-	-	-	-	-	-
Working Fund (NCA issued to BTr)					-					-					-	-	-				-	-	-	-	-	-	-
Tax Remittance Advices Issued (TRA)					-					-					-	-	-				-	-	-	-	-	-	-
Cash Disbursement Ceiling (CDC)					-					-					-	-	-				-	-	-	-	-	-	-
Non-Cash Availment Authority (NCAA)					-					-					-	-	-				-	-	-	-	-	-	-
Others (CDT, BTr Docs Stamp, etc.)					-					-					-	-	-				-	-	-	-	-	-	-
Total	-	841,729.41	-	-	841,729.41	-	-	-	-	-	-	-	-	-	-	-	841,729.41	-	-	-	-	-	841,729.41	-	-	-	841,729.41
May																											
Notice of Cash Allocation (NCA)					-					-					-	-	-				-	-	-	-	-	-	-
MDS Checks Issued					-					-					-	-	-				-	-	-	-	-	-	-
Advice to Debit Account					-					-					-	-	-				-	-	-	-	-	-	-
Tax Remittance Advices Issued (TRA)					-					-					-	-	-				-	-	-	-	-	-	-
Cash Disbursement Ceiling (CDC)					-					-					-	-	-				-	-	-	-	-	-	-
Non-Cash Availment Authority (NCAA)					-					-					-	-	-				-	-	-	-	-	-	-
Others (CDT, BTr Docs Stamp, etc.)					-					-					-	-	-				-	-	-	-	-	-	-
Total	-	-	-	-	-	-	-	-	-	-	-	-	-	-	-	-	-	-	-	-	-	-	-	-	-	-	-
June																											
Notice of Cash Allocation (NCA)					-					-					-	-	-				-	-	-	-	-	-	-
MDS Checks Issued					-					-					-	-	-				-	-	-	-	-	-	-
Advice to Debit Account					-					-					-	-	-				-	-	-	-	-	-	-
Tax Remittance Advices Issued (TRA)					-					-					-	-	-				-	-	-	-	-	-	-
Cash Disbursement Ceiling (CDC)					-					-					-	-	-				-	-	-	-	-	-	-
Non-Cash Availment Authority (NCAA)					-					-					-	-	-				-	-	-	-	-	-	-
Others (CDT, BTr Docs Stamp, etc.)					-					-					-	-	-				-	-	-	-	-	-	-
Total	-	-	-	-	-	-	-	-	-	-	-	-	-	-	-	-	-	-	-	-	-	-	-	-	-	-	-
2nd Quarter																											
Notice of Cash Allocation (NCA)					-					-					-	-	-				-	-	-	-	-	-	-
MDS Checks Issued	-	841,729.41	-	-	841,729.41	-	-	-	-	-	-	-	-	-	-	-	841,729.41	-	-	-	-	-	841,729.41	-	-	-	841,729.41
Advice to Debit Account	-	-	-	-	-	-	-	-	-	-	-	-	-	-	-	-	-	-	-	-	-	-	-	-	-	-	-
Tax Remittance Advices Issued (TRA)	-	-	-	-	-	-	-	-	-	-	-	-	-	-	-	-	-	-	-	-	-	-	-	-	-	-	-
Cash Disbursement Ceiling (CDC)	-	-	-	-	-	-	-	-	-	-	-	-	-	-	-	-	-	-	-	-	-	-	-	-	-	-	-
Non-Cash Availment Authority (NCAA)	-	-	-	-	-	-	-	-	-	-	-	-	-	-	-	-	-	-	-	-	-	-	-	-	-	-	-
Others (CDT, BTr Docs Stamp, etc.)	-	-	-	-	-	-	-	-	-	-	-	-	-	-	-	-	-	-	-	-	-	-	-	-	-	-	-
GRAND TOTAL	-	841,729.41	-	-	841,729.41	-	-	-	-	-	-	-	-	-	-	-	841,729.41	-	-	-	-	-	841,729.41	-	-	-	841,729.41

SUMMARY:

	Previous Report (April)	This month (May)	As of Date
Total Disbursement Authorities Received			
Unutilized NCA of previous month	-	108,270.59	-
NCA	950,000.00	200,000.00	1,150,000.00
Working Fund	-	-	-
TRA	-	-	-
CDC	-	-	-
NCAA	-	-	-
Others (CDT, BTr Does Stamp, etc.)	-	-	-
Less: Notice of Transfer Allocations (NTA)* issued			
Total Disbursements Authorities Available	950,000.00	308,270.59	1,150,000.00
Less: Lapsed NCA			
Disbursements	841,729.41	-	841,729.41
Balance of Disbursement Authorities as of to date	108,270.59	308,270.59	308,270.59

Certified Correct:  
  
REYNALDO Z. DELOS SANTOS  
OIC, Bureau Accounting Division  
Date:

Recommended by:  
  
MARITES B. MASARAP  
OIC-Director, Accounting Service  
Date:

Approved by:  
  
SHARON P. ALMANZA  
Deputy Treasurer of the Philippines  
Date:






MONTHLY REPORT OF DISBURSEMENTS  
for the month of May 2018

Department : DEPARTMENT OF FINANCE  
Agency : BUREAU OF THE TREASURY  
Operating Unit : Central Office  
Organization Code (UACS) : 11-005-00-00000  
Funding Source Code (as clustered): 01 (Regular Agency Fund)  
(e.g. Old Fund Code: 101,102, 151)

PARTICULARS	CURRENT YEAR BUDGET					PRIOR YEAR'S BUDGET												SUB-TOTAL
	PS	MOOE	Fin. Exp	CO	TOTAL	PRIOR YEAR'S ACCOUNTS PAYABLE					CURRENT YEAR'S ACCOUNTS PAYABLE (Charged Against Cont. Approp. CY 2017)					TOTAL		
						PS	MOOE	Fin. Exp	CO	Sub-Total	PS	MOOE	Fin. Exp	CO	Sub-Total			
I	2	3	4	5	6= (2+ 3+4+5)	7	8	9	10	11= (7+ 8+9+10)	12	13	14	15	16= (12+ 13+14+15)	17=(11+16)	18=(6+17)	
April																		
Notice of Cash Allocation (NCA)					-												-	
MDS Checks Issued	5,984,084.20	13,581,523.19			19,565,607.39		445,099.70			445,099.70					-	445,099.70	20,010,707.09	
Advice to Debit Account	13,141,224.08	3,691,410.05	14,648,273.40		31,480,907.53		6,046,036.10	62,489.70		6,108,525.80					-	6,108,525.80	37,589,433.33	
Working Fund (NCA issued to BTr)					-										-		-	
Tax Remittance Advices Issued (TRA)	1,343,983.67	240,817.16	1,448,886.60		3,033,687.43		433,153.98	6,180.30		439,334.28					-	439,334.28	3,473,021.71	
Cash Disbursement Ceiling (CDC)					-										-		-	
Non-Cash Availment Authority (NCAA)					-										-		-	
Others (CDT, BTr Docs Stamp, etc.)					-										-		-	
Total	20,469,291.95	17,513,750.40	16,097,160.00	-	54,080,202.35	-	6,924,289.78	68,670.00	-	6,992,959.78	-	-	-	-	-	6,992,959.78	61,073,162.13	
May																		
Notice of Cash Allocation (NCA)					-												-	
MDS Checks Issued	4,982,265.81	5,381,828.49			10,364,094.30		110,640.00			110,640.00					-	110,640.00	10,474,734.30	
Advice to Debit Account	19,394,981.42	8,942,956.05	43,897,529.30		72,235,466.77		1,705,485.02	11,454,256.50		13,159,741.52					-	13,159,741.52	85,395,208.29	
Tax Remittance Advices Issued (TRA)	1,192,379.39	563,318.07	4,341,710.70		6,097,408.16		121,217.73		588,524.23	709,741.96					-	709,741.96	6,807,150.12	
Cash Disbursement Ceiling (CDC)					-										-		-	
Non-Cash Availment Authority (NCAA)					-										-		-	
Others (CDT, BTr Docs Stamp, etc.)					-										-		-	
Total	25,569,626.62	14,888,102.61	48,239,240.00	-	88,696,969.23	-	1,937,342.75	-	12,042,780.73	13,980,123.48	-	-	-	-	-	13,980,123.48	102,677,092.71	
June																		
Notice of Cash Allocation (NCA)					-												-	
MDS Checks Issued					-												-	
Advice to Debit Account					-												-	
Tax Remittance Advices Issued (TRA)					-												-	
Cash Disbursement Ceiling (CDC)					-												-	
Non-Cash Availment Authority (NCAA)					-												-	
Others (CDT, BTr Docs Stamp, etc.)					-												-	
Total	-	-	-	-	-	-	-	-	-	-	-	-	-	-	-	-	-	
2nd Quarter																		
Notice of Cash Allocation (NCA)					-												-	
MDS Checks Issued	10,966,350.01	18,963,351.68	-	-	29,929,701.69	-	555,739.70	-	-	555,739.70	-	-	-	-	-	555,739.70	30,485,441.39	
Advice to Debit Account	32,536,205.50	12,634,366.10	58,545,802.70	-	103,716,374.30	-	7,751,521.12	62,489.70	11,454,256.50	19,268,267.32	-	-	-	-	-	19,268,267.32	122,984,641.62	
Tax Remittance Advices Issued (TRA)	2,536,363.06	804,135.23	5,790,597.30	-	9,131,095.59	-	554,371.71	6,180.30	588,524.23	1,149,076.24	-	-	-	-	-	1,149,076.24	10,280,171.83	
Cash Disbursement Ceiling (CDC)					-										-		-	
Non-Cash Availment Authority (NCAA)					-										-		-	
Others (CDT, BTr Docs Stamp, etc.)					-										-		-	
GRAND TOTAL	46,038,918.57	32,401,853.01	64,336,400.00	-	142,777,171.58	-	8,861,632.53	68,670.00	12,042,780.73	20,973,083.26	-	-	-	-	-	20,973,083.26	163,750,254.84	

SUMMARY:

	Previous Report (April)	This month (May)	As of Date
Total Disbursement Authorities Received			
Unutilized NCA of previous month	(0.00)	13,577,385.22	
NCA	94,934,409.00	184,518,956.00	673,093,739.00
Working Fund			
TRA	3,473,021.71	6,807,150.12	29,672,736.05
CDC			
NCAA			
Others (CDT, BTr Docs Stamp, etc.)			
Less: Notice of Transfer Allocations (NTA)* issued	23,756,883.36	39,547,140.27	136,511,480.45
Total Disbursements Authorities Available	74,650,547.35	165,356,351.07	566,254,994.60
Less: Lapsed NCA***	-	-	3,795,130.66
Disbursements	61,073,162.13	102,677,092.71	499,780,605.58
Balance of Disbursement Authorities as of to date	13,577,385.22	62,679,258.36	62,679,258.36





MONTHLY REPORT OF DISBURSEMENTS  
for the month of May 2018

Department : DEPARTMENT OF FINANCE  
Agency : BUREAU OF THE TREASURY  
Operating Unit : Central Office  
Organization Code (UACS) : 11-005-00-00000  
Funding Source Code (as clustered) : 01 (Regular Agency Fund)  
(e.g. Old Fund Code: 101,102, 151)

PARTICULARS	TRUST LIABILITIES				GRAND TOTAL					Remarks
	PS	MOOE	CO	TOTAL	PS	MOOE	Fin. Exp	CO	TOTAL	
1	19	20	21	22=(19+20+21)	23	24	25	26	27=(23+24+25+26)	28
April										PS includes: TL & RG Payment in April 2018: 3,097,407.17
Notice of Cash Allocation (NCA)					-	-	-	-	-	
MDS Checks Issued				-	5,984,084.20	14,026,622.89		-	20,010,707.09	
Advice to Debit Account				-	13,141,224.08	9,737,446.15	14,710,763.10	-	37,589,433.33	
Working Fund (NCA issued to BTr)								-		
Tax Remittance Advices Issued (TRA)				-	1,343,983.67	673,971.14	1,455,066.90	-	3,473,021.71	
Cash Disbursement Ceiling (CDC)					-	-	-	-	-	
Non-Cash Availment Authority (NCAA)					-	-	-	-	-	
Others (CDT, BTr Docs Stamp, etc.)					-	-	-	-	-	
Total	-	-	-	-	20,469,291.95	24,438,040.18	16,165,830.00	-	61,073,162.13	
May										
Notice of Cash Allocation (NCA)					-	-	-	-	-	
MDS Checks Issued				-	4,982,265.81	5,492,468.49		-	10,474,734.30	
Advice to Debit Account				-	19,394,981.42	10,648,441.07	43,897,529.30	11,454,256.50	85,395,208.29	
Tax Remittance Advices Issued (TRA)				-	1,192,379.39	684,535.80	4,341,710.70	588,524.23	6,807,150.12	
Cash Disbursement Ceiling (CDC)					-	-	-	-	-	
Non-Cash Availment Authority (NCAA)					-	-	-	-	-	
Others (CDT, BTr Docs Stamp, etc.)					-	-	-	-	-	
Total	-	-	-	-	25,569,626.62	16,825,445.36	48,239,240.00	12,042,780.73	102,677,092.71	
June										
Notice of Cash Allocation (NCA)					-	-	-	-	-	
MDS Checks Issued				-	-	-	-	-	-	
Advice to Debit Account				-	-	-	-	-	-	
Tax Remittance Advices Issued (TRA)				-	-	-	-	-	-	
Cash Disbursement Ceiling (CDC)					-	-	-	-	-	
Non-Cash Availment Authority (NCAA)					-	-	-	-	-	
Others (CDT, BTr Docs Stamp, etc.)					-	-	-	-	-	
Total	-	-	-	-	-	-	-	-	-	
2nd Quarter										
Notice of Cash Allocation (NCA)					-	-	-	-	-	
MDS Checks Issued	-	-	-	-	10,966,350.01	19,519,091.38		-	30,485,441.39	
Advice to Debit Account	-	-	-	-	32,536,205.50	20,385,887.22	58,608,292.40	11,454,256.50	122,984,641.62	
Tax Remittance Advices Issued (TRA)	-	-	-	-	2,536,363.06	1,358,506.94	5,796,777.60	588,524.23	10,280,171.83	
Cash Disbursement Ceiling (CDC)					-	-	-	-	-	
Non-Cash Availment Authority (NCAA)					-	-	-	-	-	
Others (CDT, BTr Docs Stamp, etc.)					-	-	-	-	-	
GRAND TOTAL	-	-	-	-	46,038,918.57	41,263,485.54	64,405,070.00	12,042,780.73	163,750,254.84	

Certified Correct:  
  
REYNALDO Z. DELOS SANTOS  
OIC, Bureau Accounting Division

Recommended by:  
  
MARITES B. MASARAP  
OIC-Director, Accounting Service

Approved by:  
  
SHARON P. ALMANZA  
Deputy Treasurer of the Philippines



MONTHLY REPORT OF DISBURSEMENTS  
for the month of May 2018

Appendix 23  
FAR No. 4  
01 (REGULAR AGENCY FUND)  
REGIONAL OFFICES

Department : DEPARTMENT OF FINANCE  
Agency : BUREAU OF THE TREASURY  
Operating Unit : REGIONAL OFFICES  
Organization Code (UACS) : 11-005-00-00000  
Funding Source Code (as clustered): 01 (Regular Agency Fund)  
(e.g. Old Fund Code: 101,102,151)

PARTICULARS	CURRENT YEAR BUDGET					PRIOR YEAR'S BUDGET											SUB-TOTAL	TRUST LIABILITIES				GRAND TOTAL					Remarks
	PS	MOOE	Fin. Exp	CO	TOTAL	PRIOR YEAR'S ACCOUNTS PAYABLE					CURRENT YEAR'S ACCOUNTS PAYABLE (Charged Against Cont. Approp CY 2017)					TOTAL		PS	MOOE	CO	TOTAL	PS	MOOE	Fin. Exp	CO	TOTAL	
						PS	MOOE	Fin. Exp	CO	Sub-Total	PS	MOOE	Fin. Exp	CO	Sub-Total												
1	2	3	4	5	6=(2+3+4+5)	7	8	9	10	11=(7+8+9+10)	12	13	14	15	16=(12+13+14+15)	17=(11+16)	18=(6+17)	19	20	21	22=(19+20+21)	23	24	25	26	27=(23+24+25+26)	28
April																											
Notice of Cash Allocation (NCA)					-					-					-												
MDS Checks Issued	2,003,921.85	1,509,159.19	-	28,392.85	3,541,473.89	-	-	-	-	-	-	-	-	-	-	-	3,541,473.89	-	-	-	-	2,003,921.85	1,509,159.19	-	28,392.85	3,541,473.89	
Advice to Debit Account	14,848,480.77	2,786,040.59			17,634,521.36	-				-					-		17,634,521.36	-				14,848,480.77	2,786,040.59			17,634,521.36	
Working Fund (NCA issued to BTr)																											
Tax Remittance Advices Issued (TRA)	1,524,365.51	150,979.22		1,607.15	1,676,951.88	-				-					-		1,676,951.88	-				1,524,365.51	150,979.22		1,607.15	1,676,951.88	
Cash Disbursement Ceiling (CDC)																											
Non-Cash Availment Authority (NCAA)																											
Others (CDT, BTr Does Stamp, etc.)																											
Total	18,376,768.13	4,446,179.00	-	30,000.00	22,852,947.13	-	-	-	-	-	-	-	-	-	-	-	22,852,947.13	-	-	-	-	18,376,768.13	4,446,179.00	-	30,000.00	22,852,947.13	
May																											
Notice of Cash Allocation (NCA)																											
MDS Checks Issued	3,534,041.32	1,542,507.93	-	82,326.98	5,158,876.23	-				-					-		5,158,876.23	-				3,534,041.32	1,542,507.93	-	82,326.98	5,158,876.23	
Advice to Debit Account	30,027,323.38	3,613,633.77			33,640,957.15	-	4,752.02			4,752.02	-				-		33,640,957.15	-				30,027,323.38	3,618,385.79			33,645,709.17	
Tax Remittance Advices Issued (TRA)	1,544,218.67	188,256.03	-	4,660.02	1,737,134.72	-				-					-		1,737,134.72	-				1,544,218.67	188,256.03		4,660.02	1,737,134.72	
Cash Disbursement Ceiling (CDC)																											
Non-Cash Availment Authority (NCAA)																											
Others (CDT, BTr Does Stamp, etc.)																											
Total	35,105,583.37	5,344,397.73	-	86,987.00	40,546,968.10	-	4,752.02	-	-	4,752.02	-	-	-	-	-	4,752.02	40,541,720.12	-	-	-	-	35,105,583.37	5,349,149.75	-	86,987.00	40,541,720.12	
June																											
Notice of Cash Allocation (NCA)																											
MDS Checks Issued	-	-	-	-	-	-	-	-	-	-	-	-	-	-	-	-	-	-	-	-	-	-	-	-	-	-	
Advice to Debit Account	-	-	-	-	-	-	-	-	-	-	-	-	-	-	-	-	-	-	-	-	-	-	-	-	-	-	
Tax Remittance Advices Issued (TRA)	-	-	-	-	-	-	-	-	-	-	-	-	-	-	-	-	-	-	-	-	-	-	-	-	-	-	
Cash Disbursement Ceiling (CDC)	-	-	-	-	-	-	-	-	-	-	-	-	-	-	-	-	-	-	-	-	-	-	-	-	-	-	
Non-Cash Availment Authority (NCAA)	-	-	-	-	-	-	-	-	-	-	-	-	-	-	-	-	-	-	-	-	-	-	-	-	-	-	
Others (CDT, BTr Does Stamp, etc.)	-	-	-	-	-	-	-	-	-	-	-	-	-	-	-	-	-	-	-	-	-	-	-	-	-	-	
Total	-	-	-	-	-	-	-	-	-	-	-	-	-	-	-	-	-	-	-	-	-	-	-	-	-	-	
2nd Quarter																											
Notice of Cash Allocation (NCA)																											
MDS Checks Issued	5,537,963.17	3,051,667.12	-	110,719.83	8,700,350.12	-				-					-		8,700,350.12	-				5,537,963.17	3,051,667.12	-	110,719.83	8,700,350.12	
Advice to Debit Account	44,875,804.15	6,399,674.36			51,275,478.51	-	4,752.02			4,752.02	-				-		51,280,230.53	-				44,875,804.15	6,404,426.38			51,280,230.53	
Tax Remittance Advices Issued (TRA)	3,068,584.18	339,235.25		6,267.17	3,414,086.60	-				-					-		3,414,086.60	-				3,068,584.18	339,235.25		6,267.17	3,414,086.60	
Cash Disbursement Ceiling (CDC)																											

SUMMARY:

	Previous Report (April)	This month (May)	As of Date
Total Disbursement Authorities Received			
Unutilized NTA of previous month	-	2,580,888.11	
NTA	23,756,883.36	39,547,140.27	136,511,480.45
Working Fund			
TRA	1,676,951.88	1,737,134.72	8,777,226.53
CDC	-	-	
NCAA	-	-	
Others (CDT, BTr Does Stamp, etc.)	-	-	
Less: Notice of Transfer Allocations (NTA)* issued			
Total Disbursements Authorities Available	25,433,835.24	43,865,163.10	145,289,706.98
Less: Lapsed NCA	-	-	1,622,256.98
Disbursements	22,852,947.13	40,541,720.12	140,343,007.03
Balance of Disbursement Authorities as of date	2,580,888.11	3,323,442.98	3,323,442.98

Consolidated by:

PRECIOUS B. BUGARIN  
ADOF II, Bureau Accounting Division  
Date: 6-18-18

Noted by:


REYNALDO Z. DELOS SANTOS  
OIC, Bureau Accounting Division  
Date: 7

Recommended by:

MARITES B. MASARAP  
OIC-Director, Accounting Service  
Date:

Approved by:

SHARON P. ALMANZA  
Deputy Treasurer of the Philippines  
Date:






SUMMARY OF NOTICE OF CASH ALLOCATION  
as of May 31, 2018

MDS Account No: 2001-90003-1

	UACS CODE	JANUARY	FEBRUARY	MARCH	APRIL	MAY	JUNE	JULY	AUGUST	SEPTEMBER	OCTOBER	NOVEMBER	DECEMBER	TOTAL
<b>GAA</b>														
NCA-BMB-A-18-0000466, January 5, 2018														
REGULAR	01101101	45,075,000.00	65,075,000.00	72,075,000.00	88,549,000.00	179,991,000.00	128,074,000.00	155,074,000.00	167,220,000.00	149,264,000.00	135,074,000.00	173,944,000.00	145,549,000.00	1,504,964,000.00
RLIP	01104102	3,288,000.00	3,288,000.00	3,288,000.00	3,288,000.00	3,288,000.00	3,287,000.00	3,287,000.00	3,287,000.00	3,287,000.00	3,287,000.00	3,287,000.00	3,287,000.00	39,449,000.00
NCA-BMB-A-18-0001997, February 2, 2018														
REGULAR	01102101		95,071,500.00											95,071,500.00
NCA-BMB-A-18-0002633, February 13, 2018														
REGULAR	01102101		101,159,696.00											101,159,696.00
Total (GAA)		48,363,000.00	264,594,196.00	75,363,000.00	91,837,000.00	183,279,000.00	131,361,000.00	158,361,000.00	170,507,000.00	152,551,000.00	138,361,000.00	177,231,000.00	148,836,000.00	1,544,413,000.00
<b>RG &amp; RL</b>														
	01101407 / 01101101		268,107.00											268,107.00
Sub-Total (MDS 2001-90003-1)		48,363,000.00	264,862,303.00	75,363,000.00	91,837,000.00	183,279,000.00	131,361,000.00	158,361,000.00	170,507,000.00	152,551,000.00	138,361,000.00	177,231,000.00	148,836,000.00	1,544,681,107.00
<b>MDS Account No: 2001-90210-6 *</b>														
<b>RG &amp; RL</b>	01101407 / 01101101	3,722,660.00	1,014,381.00	315,030.00	3,097,409.00	1,239,956.00								9,389,436.00
<b>MDS Account No: 2001-90258-2</b>														
<b>GRANT-KFW IDF (TSA CAPACITY BUILDING)</b>	04104161				950,000.00	200,000.00	100,000.00							1,250,000.00
<b>MDS Account No: 2001-90234-3</b>														
<b>TRUST RECEIPTS</b>	07308602													-
Sub-Total (KFW)		-	-	-	950,000.00	200,000.00	100,000.00	-	-	-	-	-	-	1,250,000.00
GRAND TOTAL		52,085,660.00	265,876,684.00	75,678,030.00	95,884,409.00	184,718,956.00	131,461,000.00	158,361,000.00	170,507,000.00	152,551,000.00	138,361,000.00	177,231,000.00	148,836,000.00	1,555,320,543.00

\*See attached details


Certified Correct:


  
**REYNALDO Z. DELOS SANTOS**  
OIC, Bureau Accounting Division

Recommended by:

  
**MARITES B. MASARAP**  
OIC-Director, Accounting Service

Approved by:

  
**SHARON P. ALMANZA**  
Deputy Treasurer of the Philippines





NOTICE OF CASH ALLOCATION RECEIVED - Terminal Leave & Retirement Gratuity  
as of May 31, 2018


MDS Account No: 2001-90210-6 (TL&RG)

Date	NCA NO.	UACS CODE	Amount	Remarks
01/18/18	NCA-BMB-A-18-0001427	01101101	1,436,607.00	TL Benefits of Ms. Myrna R. De Guzman
01/19/18	NCA-BMB-A-18-0001518	01101407	672,497.00	TL Benefits of Ms. Jocelyn C. Belenio & M. Aracelli M. Rillera
01/22/18	NCA-BMB-A-18-0001557	01101407	1,613,556.00	RG Benefits of Ms. Teodora S. Balayo
02/15/18	NCA-BMB-A-18-0002866	01101101	1,014,381.00	TL Benefits of Ms. Emma D. Carta
03/01/18	NCA-BMB-A-18-0003655	01101407	315,030.00	TL Benefits of Mr. Ali-Khan I. Cabais
04/11/18	NCA-BMB-A-18-0007428	01101101/01101407	3,097,409.00	TL Benefits of Ms. Norma G. Abelgas, Ms. Ma. Victoria S. Lumbre, Mr. Rafael S. Villanueva, Ms. Nancy E. Bernales & Ms. A
05/21/18	NCA-BMB-A-18-0010443	01101407	1,155,553.00	TL Benefits of Ms. Saphia K. Alimudin
05/28/18	NCA-BMB-A-18-0010911	01101407	84,403.00	TL Benefits of Ms. Marievic B. Razo
Total			9,389,436.00	


MDS Account No: 2001-90003-1 (TL&RG)

02/02/18	NCA-BMB-A-18-0001974	01101407	268,107.00	TL Benefits of Ms. Teodora S. Balayo
Total			268,107.00	


Certified Correct:


  
**REYNALDO Z. DE LOS SANTOS**  
OIC, Bureau Accounting Division

Recommended by:

  
**MARITES B. MASARAP**  
OIC-Director, Accounting Service

Approved by:

  
**SHARON P. ALMANZA**  
Deputy Treasurer of the Philippines



GAA	TOTAL	Estimated TRA Rate	JANUARY	FEBRUARY	MARCH	APRIL	MAY	JUNE	JULY	AUGUST	SEPTEMBER	OCTOBER	NOVEMBER	DECEMBER	TOTAL
Disbursement Program per BED 3 (net of TRA)															
CURRENT YEAR															
PS (per BED 3)	463,289,000.00		27,741,000.00	27,741,000.00	27,741,000.00	30,938,000.00	52,945,000.00	61,998,000.00	27,741,000.00	61,998,000.00	30,280,000.00	27,741,000.00	56,141,000.00	30,284,000.00	463,289,000.00
Estimated TRA for PS	34,765,000.00	7%	2,081,672.27	2,081,672.27	2,081,672.27	2,321,573.73	3,972,969.19	4,652,302.28	2,081,672.27	4,652,302.28	2,272,197.70	2,081,672.27	4,212,795.61	2,272,497.86	34,765,000.00
Sub-Total (PS)	498,054,000.00		29,822,672.27	29,822,672.27	29,822,672.27	33,259,573.73	56,917,969.19	66,650,302.28	29,822,672.27	66,650,302.28	32,552,197.70	29,822,672.27	60,353,795.61	32,556,497.86	498,054,000.00
MOOE (per BED 3)	379,190,000.00		12,000,000.00	12,000,000.00	14,000,000.00	27,000,000.00	25,000,000.00	25,000,000.00	32,000,000.00	40,000,000.00	41,190,000.00	47,000,000.00	50,000,000.00	54,000,000.00	379,190,000.00
Estimated TRA for MOOE	19,957,000.00	5%	631,567.29	631,567.29	736,828.50	1,421,026.40	1,315,765.18	1,315,765.18	1,684,179.44	2,105,224.29	2,167,854.72	2,473,638.55	2,631,530.37	2,842,052.80	19,957,000.00
Sub-Total (MOOE)	399,147,000.00		12,631,567.29	12,631,567.29	14,736,828.50	28,421,026.40	26,315,765.18	26,315,765.18	33,684,179.44	42,105,224.29	43,357,854.72	49,473,638.55	52,631,530.37	56,842,052.80	399,147,000.00
FINEX (per BED 3)	665,000,000.00		5,000,000.00	25,000,000.00	30,000,000.00	30,000,000.00	75,000,000.00	75,000,000.00	80,000,000.00	80,000,000.00	80,000,000.00	60,000,000.00	65,000,000.00	60,000,000.00	665,000,000.00
Estimated TRA for FINEX	35,000,000.00	5%	263,157.89	1,315,789.47	1,578,947.37	1,578,947.37	3,947,368.42	3,947,368.42	4,210,526.32	4,210,526.32	4,210,526.32	3,157,894.74	3,421,052.63	3,157,894.74	35,000,000.00
Sub-Total (FINEX)	700,000,000.00		5,263,157.89	26,315,789.47	31,578,947.37	31,578,947.37	78,947,368.42	78,947,368.42	84,210,526.32	84,210,526.32	84,210,526.32	63,157,894.74	68,421,052.63	63,157,894.74	700,000,000.00
CO (per BED 3)	2,623,665,000.00		-	-	-	-	24,522,000.00	-	15,000,000.00	19,146,000.00	-	-	-	-	58,668,000.00
Estimated TRA for CO	138,088,000.00	5%	-	-	-	-	1,290,635.02	-	789,475.79	1,007,686.90	-	-	-	-	3,087,797.71
Sub-Total (CO)	2,761,753,000.00		-	-	-	-	25,812,635.02	-	15,789,475.79	20,153,686.90	-	-	-	-	61,755,797.71
RLIP (per BED 3)	39,449,000.00		3,287,000.00	3,287,000.00	3,287,000.00	3,287,000.00	3,287,000.00	3,287,000.00	3,287,000.00	3,287,000.00	3,287,000.00	3,287,000.00	3,287,000.00	3,292,000.00	39,449,000.00
Estimated TRA for RLIP	-	0%	-	-	-	-	-	-	-	-	-	-	-	-	-
Sub-Total (RLIP)	39,449,000.00		3,287,000.00	3,287,000.00	3,287,000.00	3,287,000.00	3,287,000.00	3,287,000.00	3,287,000.00	3,287,000.00	3,287,000.00	3,287,000.00	3,287,000.00	3,292,000.00	39,449,000.00
TOTAL Estimated TRA CY	227,810,000.00		2,976,397.45	4,029,029.03	4,397,448.14	5,321,547.49	10,526,737.82	9,915,435.88	8,765,853.81	11,975,739.79	8,650,578.73	7,713,205.55	10,265,378.61	8,272,445.39	92,809,797.71
TOTAL NCA PROGRAM															
PS	502,738,000.00		31,028,000.00	31,028,000.00	31,028,000.00	34,225,000.00	56,232,000.00	65,285,000.00	31,028,000.00	65,285,000.00	33,567,000.00	31,028,000.00	59,428,000.00	33,576,000.00	502,738,000.00
TRA-PS	34,765,000.00	6%	2,081,672.27	2,081,672.27	2,081,672.27	2,321,573.73	3,972,969.19	4,652,302.28	2,081,672.27	4,652,302.28	2,272,197.70	2,081,672.27	4,212,795.61	2,272,497.86	34,765,000.00
Subtotal PS	537,503,000.00		33,109,672.27	33,109,672.27	33,109,672.27	36,546,573.73	60,204,969.19	69,937,302.28	33,109,672.27	69,937,302.28	35,839,197.70	33,109,672.27	63,640,795.61	35,848,497.86	537,503,000.00
MOOE	379,190,000.00		12,000,000.00	12,000,000.00	14,000,000.00	27,000,000.00	25,000,000.00	25,000,000.00	32,000,000.00	40,000,000.00	41,190,000.00	47,000,000.00	50,000,000.00	54,000,000.00	379,190,000.00
TRA-MOOE	19,957,000.00	5%	631,567.29	631,567.29	736,828.50	1,421,026.40	1,315,765.18	1,315,765.18	1,684,179.44	2,105,224.29	2,167,854.72	2,473,638.55	2,631,530.37	2,842,052.80	19,957,000.00
Subtotal MOOE	399,147,000.00		12,631,567.29	12,631,567.29	14,736,828.50	28,421,026.40	26,315,765.18	26,315,765.18	33,684,179.44	42,105,224.29	43,357,854.72	49,473,638.55	52,631,530.37	56,842,052.80	399,147,000.00
FINEX	665,000,000.00		5,000,000.00	25,000,000.00	30,000,000.00	30,000,000.00	75,000,000.00	75,000,000.00	80,000,000.00	80,000,000.00	80,000,000.00	60,000,000.00	65,000,000.00	60,000,000.00	665,000,000.00
TRA-FINEX	35,000,000.00	5%	263,157.89	1,315,789.47	1,578,947.37	1,578,947.37	3,947,368.42	3,947,368.42	4,210,526.32	4,210,526.32	4,210,526.32	3,157,894.74	3,421,052.63	3,157,894.74	35,000,000.00
Subtotal FINEX	700,000,000.00		5,263,157.89	26,315,789.47	31,578,947.37	31,578,947.37	78,947,368.42	78,947,368.42	84,210,526.32	84,210,526.32	84,210,526.32	63,157,894.74	68,421,052.63	63,157,894.74	700,000,000.00
CO	2,623,665,000.00		-	-	-	-	24,522,000.00	-	15,000,000.00	19,146,000.00	-	-	-	-	58,668,000.00
TRA-CO	138,088,000.00	5%	-	-	-	-	1,290,635.02	-	789,475.79	1,007,686.90	-	-	-	-	3,087,797.71
Subtotal CO	2,761,753,000.00		-	-	-	-	25,812,635.02	-	15,789,475.79	20,153,686.90	-	-	-	-	61,755,797.71
		TRA													
TOTAL DISBURSEMENT PROGRAM (net of TRA)	4,170,593,000.00	227,810,000.00	48,028,000.00	68,028,000.00	75,028,000.00	91,225,000.00	180,754,000.00	165,285,000.00	158,028,000.00	204,431,000.00	154,757,000.00	138,028,000.00	174,428,000.00	147,576,000.00	1,605,596,000.00
PS	502,738,000.00	34,765,000.00	31,028,000.00	31,028,000.00	31,028,000.00	34,225,000.00	56,232,000.00	65,285,000.00	31,028,000.00	65,285,000.00	33,567,000.00	31,028,000.00	59,428,000.00	33,576,000.00	502,738,000.00
MOOE	379,190,000.00	19,957,000.00	12,000,000.00	12,000,000.00	14,000,000.00	27,000,000.00	25,000,000.00	25,000,000.00	32,000,000.00	40,000,000.00	41,190,000.00	47,000,000.00	50,000,000.00	54,000,000.00	379,190,000.00
FINEX	665,000,000.00	35,000,000.00	5,000,000.00	25,000,000.00	30,000,000.00	30,000,000.00	75,000,000.00	75,000,000.00	80,000,000.00	80,000,000.00	80,000,000.00	60,000,000.00	65,000,000.00	60,000,000.00	665,000,000.00
CO	2,623,665,000.00	138,088,000.00	-	-	-	-	24,522,000.00	-	15,000,000.00	19,146,000.00	-	-	-	-	58,668,000.00
Estimated TRA			2,976,397.45	4,029,029.03	4,397,448.14	5,321,547.49	10,526,737.82	9,915,435.88	8,765,853.81	11,975,739.79	8,650,578.73	7,713,205.55	10,265,378.61	8,272,445.39	92,809,797.71
TOTAL DISBURSEMENT PROGRAM with estimated of TRA)			51,004,397.45	72,057,029.03	79,425,448.14	96,546,547.49	191,280,737.82	175,200,435.88	166,793,853.81	216,406,739.79	163,407,578.73	145,741,205.55	184,693,378.61	155,848,445.39	1,698,405,797.71

