



MONTHLY REPORT OF DISBURSEMENTS
for the month of August 2018

Appendix 23
FAR No. 4
ALL FUNDS
CENTRAL OFFICE & REGIONAL OFFICES

Department : DEPARTMENT OF FINANCE
Agency : BUREAU OF THE TREASURY
Operating Unit : CENTRAL OFFICE & REGIONAL OFFICES
Organization Code (UACS) : 11-005-00-00000
Funding Source Code (as clustered): ALL FUNDS
(e.g. Old Fund Code: 101,102, 151)

PARTICULARS	CURRENT YEAR BUDGET					PRIOR YEAR'S BUDGET												SUB-TOTAL
	PS	MOOE	Fin. Exp	CO	TOTAL	PRIOR YEAR'S ACCOUNTS PAYABLE					CURRENT YEAR'S ACCOUNTS PAYABLE (Charged Against Cont. Approp CY 2017)					TOTAL		
						PS	MOOE	Fin. Exp	CO	Sub-Total 11= (7+8+9+10)	PS	MOOE	Fin. Exp	CO	Sub-Total 16= (12+13+14+15)			
1	2	3	4	5	6= (2+ 3+4+5)	7	8	9	10		12	13	14	15		17=(11+16)	18=(6+17)	
July																		
Notice of Cash Allocation (NCA)																		
MDS Checks Issued	3,533,484.56	10,188,938.42	-	-	13,722,422.98	-	190,745.35	-	-	190,745.35	-	-	-	-	-	190,745.35	13,913,168.33	
Advice to Debit Account	25,074,494.34	10,985,057.00	18,319,592.45	709,791.15	55,088,934.94	-	6,844,761.55	50,364.45	4,421,651.11	11,316,777.11	-	-	-	-	-	11,316,777.11	66,405,712.05	
Working Fund (NCA issued to BTr)	-	-	-	-	-	-	-	-	-	-	-	-	-	-	-	-	-	
Tax Remittance Advices Issued (TRA)	2,572,179.53	654,400.12	1,805,518.80	40,176.85	5,072,275.30	-	463,811.30	-	263,961.39	727,772.69	-	-	-	-	-	727,772.69	5,800,047.99	
Cash Disbursement Ceiling (CDC)	-	-	-	-	-	-	-	-	-	-	-	-	-	-	-	-	-	
Non-Cash Availment Authority (NCAA)	-	-	-	-	-	-	-	-	-	-	-	-	-	-	-	-	-	
Others (CDT, BTr Docs Stamp, etc.)	-	-	-	-	-	-	-	-	-	-	-	-	-	-	-	-	-	
Total	31,180,158.43	21,828,395.54	20,125,111.25	749,968.00	73,883,633.22	-	7,499,318.20	50,364.45	4,685,612.50	12,235,295.15	-	-	-	-	-	12,235,295.15	86,118,928.37	
August																		
Notice of Cash Allocation (NCA)																		
MDS Checks Issued	6,808,177.57	4,906,059.52	-	1,892.85	11,716,129.94	-	710,441.88	-	-	710,441.88	-	-	-	-	-	710,441.88	12,426,571.82	
Advice to Debit Account	33,424,741.89	13,391,159.14	65,645,445.30	216,566.53	112,677,912.86	-	870,042.89	-	-	870,042.89	-	-	-	-	-	870,042.89	113,547,955.75	
Tax Remittance Advices Issued (TRA)	2,632,881.18	847,156.54	6,486,717.20	12,365.62	9,979,120.54	-	104,985.38	-	-	104,985.38	-	-	-	-	-	104,985.38	10,084,105.92	
Cash Disbursement Ceiling (CDC)	-	-	-	-	-	-	-	-	-	-	-	-	-	-	-	-	-	
Non-Cash Availment Authority (NCAA)	-	-	-	-	-	-	-	-	-	-	-	-	-	-	-	-	-	
Others (CDT, BTr Docs Stamp, etc.)	-	-	-	-	-	-	-	-	-	-	-	-	-	-	-	-	-	
Total	42,865,800.64	19,144,375.20	72,132,162.50	230,825.00	134,373,163.34	-	1,685,470.15	-	-	1,685,470.15	-	-	-	-	-	1,685,470.15	136,058,633.49	
September																		
Notice of Cash Allocation (NCA)																		
MDS Checks Issued	-	-	-	-	-	-	-	-	-	-	-	-	-	-	-	-	-	
Advice to Debit Account	-	-	-	-	-	-	-	-	-	-	-	-	-	-	-	-	-	
Tax Remittance Advices Issued (TRA)	-	-	-	-	-	-	-	-	-	-	-	-	-	-	-	-	-	
Cash Disbursement Ceiling (CDC)	-	-	-	-	-	-	-	-	-	-	-	-	-	-	-	-	-	
Non-Cash Availment Authority (NCAA)	-	-	-	-	-	-	-	-	-	-	-	-	-	-	-	-	-	
Others (CDT, BTr Docs Stamp, etc.)	-	-	-	-	-	-	-	-	-	-	-	-	-	-	-	-	-	
Total	-	-	-	-	-	-	-	-	-	-	-	-	-	-	-	-	-	
3rd Quarter																		
Notice of Cash Allocation (NCA)																		
MDS Checks Issued	10,341,662.13	15,094,997.94	-	1,892.85	25,438,552.92	-	901,187.23	-	-	901,187.23	-	-	-	-	-	901,187.23	26,339,740.15	
Advice to Debit Account	58,499,236.23	24,376,216.14	83,965,037.75	926,357.68	167,766,847.80	-	7,714,804.44	50,364.45	4,421,651.11	12,186,820.00	-	-	-	-	-	12,186,820.00	179,953,667.80	
Tax Remittance Advices Issued (TRA)	5,205,060.71	1,501,556.66	8,292,236.00	52,542.47	15,051,395.84	-	568,796.68	-	263,961.39	832,758.07	-	-	-	-	-	832,758.07	15,884,153.91	
Cash Disbursement Ceiling (CDC)	-	-	-	-	-	-	-	-	-	-	-	-	-	-	-	-	-	
Non-Cash Availment Authority (NCAA)	-	-	-	-	-	-	-	-	-	-	-	-	-	-	-	-	-	
Others (CDT, BTr Docs Stamp, etc.)	-	-	-	-	-	-	-	-	-	-	-	-	-	-	-	-	-	
GRAND TOTAL	74,045,959.07	40,972,770.74	92,257,273.75	980,793.00	208,256,796.56	-	9,184,788.35	50,364.45	4,685,612.50	13,920,765.30	-	-	-	-	-	13,920,765.30	222,177,561.86	

SUMMARY:	Previous Report (July)	This month (August)	As of Date
Total Disbursement Authorities Received			
Unutilized NCA of previous month	5.73	81,841,540.31	
NCA	162,160,415.00	180,951,000.00	1,148,816,154.00
Working Fund	-	-	-
TRA	5,800,047.99	10,084,105.92	70,186,489.10
CDC	-	-	-
NCAA	-	-	-
Others (CDT, BTr Docs Stamp, etc.)	-	-	-
Less: Notice of Transfer Allocations (NTA)* issued	-	-	-
Total Disbursements Authorities Available	167,960,468.72	272,876,646.23	1,219,002,643.10
Less: Lapsed NCA	-	-	20,836,683.55
Disbursements	86,118,928.41	136,058,633.49	1,061,347,946.81
Balance of Disbursements Authorities as of to date	81,841,540.31	136,818,012.74	136,818,012.74



MONTHLY REPORT OF DISBURSEMENTS
for the month of August 2018

Appendix 23
FAR No. 4
ALL FUNDS
CENTRAL OFFICE & REGIONAL OFFICES

Department : DEPARTMENT OF FINANCE
Agency : BUREAU OF THE TREASURY
Operating Unit : CENTRAL OFFICE & REGIONAL OFFICES
Organization Code (UACS) : 11-005-00-00000
Funding Source Code (as clustered) : ALL FUNDS
(e.g. Old Fund Code: 101,102, 151)

PARTICULARS	TRUST LIABILITIES				GRAND TOTAL					Remarks
	PS	MOOE	CO	TOTAL	PS	MOOE	Fin. Exp	CO	TOTAL	
1	19	20	21	22=(19+20+21)	23	24	25	26	27=(23+24+25+26)	28
July										
Notice of Cash Allocation (NCA)										
MDS Checks Issued	-	-	-	-	3,533,484.56	10,379,683.77	-	-	13,913,168.33	
Advice to Debit Account	-	-	-	-	25,074,494.34	17,829,818.55	18,369,956.90	5,131,442.26	66,405,712.05	
Working Fund (NCA issued to BTr)										
Tax Remittance Advices Issued (TRA)	-	-	-	-	2,572,179.53	1,118,211.42	1,865,518.80	304,138.24	5,800,047.99	
Cash Disbursement Ceiling (CDC)					-	-	-	-	-	
Non-Cash Availment Authority (NCAA)					-	-	-	-	-	
Others (CDT, BTr Docs Stamp, etc.)					-	-	-	-	-	
Total	-	-	-	-	31,180,158.43	29,327,713.74	20,175,475.70	5,435,580.50	86,118,928.37	
August										
Notice of Cash Allocation (NCA)										
MDS Checks Issued	-	-	-	-	6,808,177.57	5,616,501.40	-	1,892.85	12,426,571.82	
Advice to Debit Account	-	-	-	-	33,424,741.89	14,261,202.03	65,645,445.30	216,566.53	113,547,955.75	
Tax Remittance Advices Issued (TRA)	-	-	-	-	2,632,881.18	952,141.92	6,486,717.20	12,365.62	10,084,105.92	
Cash Disbursement Ceiling (CDC)					-	-	-	-	-	
Non-Cash Availment Authority (NCAA)					-	-	-	-	-	
Others (CDT, BTr Docs Stamp, etc.)					-	-	-	-	-	
Total					42,865,800.64	20,829,845.35	72,132,162.50	230,825.00	136,058,633.49	
September										
Notice of Cash Allocation (NCA)										
MDS Checks Issued	-	-	-	-	-	-	-	-	-	
Advice to Debit Account	-	-	-	-	-	-	-	-	-	
Tax Remittance Advices Issued (TRA)	-	-	-	-	-	-	-	-	-	
Cash Disbursement Ceiling (CDC)					-	-	-	-	-	
Non-Cash Availment Authority (NCAA)					-	-	-	-	-	
Others (CDT, BTr Docs Stamp, etc.)					-	-	-	-	-	
Total					-	-	-	-	-	
3rd Quarter										
Notice of Cash Allocation (NCA)										
MDS Checks Issued	-	-	-	-	10,341,662.13	15,996,185.17	-	1,892.85	26,339,740.15	
Advice to Debit Account	-	-	-	-	58,499,236.23	32,091,020.58	84,015,402.20	5,348,008.79	179,953,667.80	
Tax Remittance Advices Issued (TRA)	-	-	-	-	5,205,060.71	2,070,353.34	8,292,236.00	316,503.86	15,884,153.91	
Cash Disbursement Ceiling (CDC)					-	-	-	-	-	
Non-Cash Availment Authority (NCAA)					-	-	-	-	-	
Others (CDT, BTr Docs Stamp, etc.)					-	-	-	-	-	
GRAND TOTAL					74,045,959.07	50,157,559.09	92,307,638.20	5,666,405.50	222,177,561.86	

Total Disbursements Program (BED 3)**
Less: * Actual Disbursements
(Over)/Under spending

** includes NCAs for Terminal Leave Benefits & Retirement Gratuity

Certified Correct:

REYNALDO Z. DE LOS SANTOS
OIC, Bureau Accounting Division

Date: _____

Recommended by:

MARITES B. MASARAP
OIC-Director, Accounting Service


Date: _____

Approved by:

SHARON P. ALMANZA
Deputy Treasurer of the Philippines

Date: _____

Previous month (July)	This month (August)	As of Date
166,793,853.81	216,406,739.79	1,048,715,189.43
86,118,928.41	136,058,633.49	1,061,347,946.83
80,674,925.40	80,348,106.30	(12,632,757.33)





MONTHLY REPORT OF DISBURSEMENTS
for the month of August 2018

Department : DEPARTMENT OF FINANCE
Agency : BUREAU OF THE TREASURY
Operating Unit : CENTRAL OFFICE & REGIONAL OFFICES
Organization Code (UACS): 11-005-00-00000
Funding Source Code (as clustered): 01 (Regular Agency Fund)
(e.g. Old Fund Code: 101,102, 151)

PARTICULARS	CURRENT YEAR BUDGET					PRIOR YEAR'S BUDGET											SUB-TOTAL
	PS	MOOE	Fin. Exp	CO	TOTAL	PRIOR YEAR'S ACCOUNTS PAYABLE					CURRENT YEAR'S ACCOUNTS PAYABLE (Charged Against Cont. Approp CY 2017)					TOTAL	
						PS	MOOE	Fin. Exp	CO	Sub-Total	PS	MOOE	Fin. Exp	CO	Sub-Total		
1	2	3	4	5	6= (2+ 3+4+5)	7	8	9	10	11= (7+ 8+9+10)	12	13	14	15	16= (12+ 13+14+15)	17=(11+16)	18=(6+17)
July																	
Notice of Cash Allocation (NCA)																	
MDS Checks Issued	3,533,484.56	10,188,938.42	-	-	13,722,422.98	-	190,745.35	-	-	190,745.35	-	-	-	-	-	190,745.35	13,913,168.33
Advice to Debit Account	25,074,494.34	10,973,387.00	18,319,592.45	709,791.15	55,077,264.94	-	6,844,761.55	50,364.45	4,421,651.11	11,316,777.11	-	-	-	-	-	11,316,777.11	66,394,042.05
Working Fund (NCA issued to BTr)					-	-	-	-	-	-	-	-	-	-	-	-	-
Tax Remittance Advices Issued (TRA)	2,572,179.53	654,400.12	1,805,518.80	40,176.85	5,072,275.30	-	463,811.30	-	263,961.39	727,772.69	-	-	-	-	-	727,772.69	5,800,047.99
Cash Disbursement Ceiling (CDC)																	
Non-Cash Availment Authority (NCAA)																	
Others (CDT, BTr Docs Stamp, etc.)																	
Total	31,180,158.43	21,816,725.54	20,125,111.25	749,968.00	73,871,963.22	-	7,499,318.20	50,364.45	4,685,612.50	12,235,295.15	-	-	-	-	-	12,235,295.15	86,107,258.37
August																	
Notice of Cash Allocation (NCA)																	
MDS Checks Issued	6,808,177.57	4,906,059.52	-	1,892.85	11,716,129.94	-	710,441.88	-	-	710,441.88	-	-	-	-	-	710,441.88	12,426,571.82
Advice to Debit Account	33,424,741.89	12,978,255.68	65,645,445.30	216,566.53	112,265,009.40	-	870,042.89	-	-	870,042.89	-	-	-	-	-	870,042.89	113,135,052.29
Tax Remittance Advices Issued (TRA)	2,632,881.18	847,156.54	6,486,717.20	12,365.62	9,979,120.54	-	104,985.38	-	-	104,985.38	-	-	-	-	-	104,985.38	10,084,105.92
Cash Disbursement Ceiling (CDC)																	
Non-Cash Availment Authority (NCAA)																	
Others (CDT, BTr Docs Stamp, etc.)																	
Total	42,865,800.64	18,731,471.74	72,132,162.50	230,825.00	133,960,259.88	-	1,685,470.15	-	-	1,685,470.15	-	-	-	-	-	1,685,470.15	135,645,730.03
September																	
Notice of Cash Allocation (NCA)																	
MDS Checks Issued	-	-	-	-	-	-	-	-	-	-	-	-	-	-	-	-	-
Advice to Debit Account	-	-	-	-	-	-	-	-	-	-	-	-	-	-	-	-	-
Tax Remittance Advices Issued (TRA)	-	-	-	-	-	-	-	-	-	-	-	-	-	-	-	-	-
Cash Disbursement Ceiling (CDC)																	
Non-Cash Availment Authority (NCAA)																	
Others (CDT, BTr Docs Stamp, etc.)																	
Total	-	-	-	-	-	-	-	-	-	-	-	-	-	-	-	-	-
3rd Quarter																	
Notice of Cash Allocation (NCA)																	
MDS Checks Issued	10,341,662.13	15,094,997.94	-	1,892.85	25,438,552.92	-	901,187.23	-	-	901,187.23	-	-	-	-	-	901,187.23	26,339,740.15
Advice to Debit Account	58,499,236.23	23,951,642.68	83,965,037.75	926,357.68	167,342,274.34	-	7,714,804.44	50,364.45	4,421,651.11	12,186,820.00	-	-	-	-	-	12,186,820.00	179,529,094.34
Tax Remittance Advices Issued (TRA)	5,205,060.71	1,501,556.66	8,292,236.00	52,542.47	15,051,395.84	-	568,796.68	-	263,961.39	832,758.07	-	-	-	-	-	832,758.07	15,884,153.91
Cash Disbursement Ceiling (CDC)																	
Non-Cash Availment Authority (NCAA)																	
Others (CDT, BTr Docs Stamp, etc.)																	
GRAND TOTAL	74,045,959.07	40,548,197.28	92,257,273.75	980,793.00	207,832,223.10	-	9,184,788.35	50,364.45	4,685,612.50	13,920,765.30	-	-	-	-	-	13,920,765.30	221,752,988.40

SUMMARY:

	Previous Report (July)	This month (August)	As of Date
Total Disbursement Authorities Received			
Unutilized NCA of previous month	5.73	79,925,077.31	
NCA	160,232,282.00	180,801,000.00	1,145,488,021.00
Working Fund			
TRA	5,800,047.99	10,084,105.92	70,186,489.10
CDC			
NCAA			
Others (CDT, BTr Docs Stamp, etc.)			
Less: Notice of Transfer Allocations (NTA)* issued			
Total Disbursements Authorities Available	166,032,335.72	270,810,183.23	1,215,674,510.10
Less: Lapsed NCA	-	-	20,740,278.31
Disbursements	86,107,258.41	135,645,730.03	1,059,769,778.59
Balance of Disbursements Authorities as of to date	79,925,077.31	135,164,453.20	135,164,453.20



MONTHLY REPORT OF DISBURSEMENTS
for the month of August 2018

FAR No. 4
01 (REGULAR AGENCY FUND)
CENTRAL OFFICE & REGIONAL OFFICES

Department : **DEPARTMENT OF FINANCE**
Agency : **BUREAU OF THE TREASURY**
Operating Unit : **CENTRAL OFFICE & REGIONAL OFFICES**
Organization Code (UACS) : **11-005-00-00000**
Funding Source Code (as clustered): **01 (Regular Agency Fund)**
(e.g. Old Fund Code: 101,102, 151)

PARTICULARS	TRUST LIABILITIES				GRAND TOTAL					Remarks
	PS	MOOE	CO	TOTAL	PS	MOOE	Fin. Exp	CO	TOTAL	
1	19	20	21	22=(19+20+21)	23	24	25	26	27=(23+24+25+26)	28
July										
Notice of Cash Allocation (NCA)										
MDS Checks Issued	-	-	-	-	3,533,484.56	10,379,683.77	-	-	13,913,168.33	
Advice to Debit Account	-	-	-	-	25,074,494.34	17,818,148.55	18,369,956.90	5,131,442.26	66,394,042.05	
Working Fund (NCA issued to BTr)										
Tax Remittance Advices Issued (TRA)	-	-	-	-	2,572,179.53	1,118,211.42	1,805,518.80	304,138.24	5,800,047.99	
Cash Disbursement Ceiling (CDC)										
Non-Cash Availment Authority (NCAA)										
Others (CDT, BTr Docs Stamp, etc.)										
Total	-	-	-	-	31,180,158.43	29,316,043.74	20,175,475.70	5,435,580.50	86,107,258.37	
August										
Notice of Cash Allocation (NCA)										
MDS Checks Issued	-	-	-	-	6,808,177.57	5,616,501.40	-	1,892.85	12,426,571.82	
Advice to Debit Account	-	-	-	-	33,424,741.89	13,848,298.57	65,645,445.30	216,566.53	113,135,052.29	
Tax Remittance Advices Issued (TRA)	-	-	-	-	2,632,881.18	952,141.92	6,486,717.20	12,365.62	10,084,105.92	
Cash Disbursement Ceiling (CDC)										
Non-Cash Availment Authority (NCAA)										
Others (CDT, BTr Docs Stamp, etc.)										
Total	-	-	-	-	42,865,800.64	20,416,941.89	72,132,162.50	230,825.00	135,645,730.03	
September										
Notice of Cash Allocation (NCA)										
MDS Checks Issued	-	-	-	-	-	-	-	-	-	
Advice to Debit Account	-	-	-	-	-	-	-	-	-	
Tax Remittance Advices Issued (TRA)	-	-	-	-	-	-	-	-	-	
Cash Disbursement Ceiling (CDC)										
Non-Cash Availment Authority (NCAA)										
Others (CDT, BTr Docs Stamp, etc.)										
Total	-	-	-	-	-	-	-	-	-	
3rd Quarter										
Notice of Cash Allocation (NCA)										
MDS Checks Issued	-	-	-	-	10,341,662.13	15,996,185.17	-	1,892.85	26,339,740.15	
Advice to Debit Account	-	-	-	-	58,499,236.23	31,666,447.12	84,015,402.20	5,348,008.79	179,529,094.34	
Tax Remittance Advices Issued (TRA)	-	-	-	-	5,205,060.71	2,070,353.34	8,292,236.00	316,503.86	15,884,153.91	
Cash Disbursement Ceiling (CDC)										
Non-Cash Availment Authority (NCAA)										
Others (CDT, BTr Docs Stamp, etc.)										
GRAND TOTAL	-	-	-	-	74,045,959.07	49,732,985.63	92,307,638.20	5,666,405.50	221,752,988.40	

Total Disbursements Program (BED 3)**
Less: * Actual Disbursements
(Over)/Under spending

Previous Month (July)	This month (August)	As of Date
166,793,853.81	216,406,739.79	1,048,715,189.43
86,107,258.41	135,645,730.03	1,059,769,778.59
80,686,595.40	80,761,009.76	(11,054,589.16)

** includes NCAs for Terminal Leave Benefits & Retirement Gratuity

Certified Correct:

REYNALDO Z. DELOS SANTOS
OIC, Bureau Accounting Division

Date: _____

Recommended by:


MARITES B. MASARAP
OIC-Director, Accounting Service

Date: _____

Approved by:

SHARON P. ALMANZA
Deputy Treasurer of the Philippines

Date: _____





MONTHLY REPORT OF DISBURSEMENTS
for the month of August 2018

Funding the Republic

Appendix 23
FAR No. 4
ALL FUNDS
CENTRAL OFFICE

Department : DEPARTMENT OF FINANCE
Agency : BUREAU OF THE TREASURY
Operating Unit : CENTRAL OFFICE
Organization Code (UACS) : 11-005-00-00000
Funding Source Code (as clustered): ALL FUNDS

PARTICULARS	CURRENT YEAR BUDGET					PRIOR YEAR'S BUDGET												SUB-TOTAL
	PS	MOOE	Fin. Exp	CO	TOTAL	PRIOR YEAR'S ACCOUNTS PAYABLE					CURRENT YEAR'S ACCOUNTS PAYABLE (Charged Against Cont. Approp CY 2017)					TOTAL		
						PS	MOOE	Fin. Exp	CO	Sub-Total	PS	MOOE	Fin. Exp	CO	Sub-Total			
1	2	3	4	5	6= (2+ 3+4+5)	7	8	9	10	11= (7+ 8+9+10)	12	13	14	15	16= (12+ 13+14+15)	17=(11+16)	18=(6+17)	
July																		
Notice of Cash Allocation (NCA)																		
MDS Checks Issued	466,062.21	8,436,514.67	-	-	8,902,576.88	-	190,745.35	-	-	190,745.35	-	-	-	-	-	190,745.35	9,093,322.23	
Advice to Debit Account	11,361,667.65	8,320,054.11	18,319,592.45	709,791.15	38,711,105.36	-	6,844,761.55	50,364.45	4,421,651.11	11,316,777.11	-	-	-	-	-	11,316,777.11	50,027,882.47	
Working Fund (NCA issued to BTr)																		
Tax Remittance Advices Issued (TRA)	1,149,528.74	486,307.33	1,805,518.80	40,176.85	3,481,531.72	-	463,811.30	-	263,961.39	727,772.69	-	-	-	-	-	727,772.69	4,209,304.41	
Cash Disbursement Ceiling (CDC)																		
Non-Cash Availment Authority (NCAA)																		
Others (CDT, BTr Docs Stamp, etc.)																		
Total	12,977,258.60	17,242,876.11	20,125,111.25		51,095,213.96	-	7,499,318.20	50,364.45	4,685,612.50	12,235,295.15	-	-	-	-	-	12,235,295.15	63,330,509.11	
August																		
Notice of Cash Allocation (NCA)																		
MDS Checks Issued	3,939,657.88	3,162,415.24	-	-	7,102,073.12	-	710,441.88	-	-	710,441.88	-	-	-	-	-	710,441.88	7,812,515.00	
Advice to Debit Account	16,054,948.98	9,126,191.22	65,645,445.30	122,444.20	90,949,029.70	-	870,042.89	-	-	870,042.89	-	-	-	-	-	870,042.89	91,819,072.59	
Tax Remittance Advices Issued (TRA)	1,153,456.33	644,245.02	6,486,717.20	6,930.80	8,291,349.35	-	104,985.38	-	-	104,985.38	-	-	-	-	-	104,985.38	8,396,334.73	
Cash Disbursement Ceiling (CDC)																		
Non-Cash Availment Authority (NCAA)																		
Others (CDT, BTr Docs Stamp, etc.)																		
Total	21,148,063.19	12,932,851.48	72,132,162.50	129,375.00	106,342,452.17	-	1,685,470.15	-	-	1,685,470.15	-	-	-	-	-	1,685,470.15	108,027,922.32	
September																		
Notice of Cash Allocation (NCA)																		
MDS Checks Issued	-	-	-	-	-	-	-	-	-	-	-	-	-	-	-	-	-	
Advice to Debit Account	-	-	-	-	-	-	-	-	-	-	-	-	-	-	-	-	-	
Tax Remittance Advices Issued (TRA)	-	-	-	-	-	-	-	-	-	-	-	-	-	-	-	-	-	
Cash Disbursement Ceiling (CDC)	-	-	-	-	-	-	-	-	-	-	-	-	-	-	-	-	-	
Non-Cash Availment Authority (NCAA)	-	-	-	-	-	-	-	-	-	-	-	-	-	-	-	-	-	
Others (CDT, BTr Docs Stamp, etc.)	-	-	-	-	-	-	-	-	-	-	-	-	-	-	-	-	-	
Total	-	-	-	-	-	-	-	-	-	-	-	-	-	-	-	-	-	
3rd Quarter																		
Notice of Cash Allocation (NCA)																		
MDS Checks Issued	4,405,720.09	11,598,929.91	-	-	16,004,650.00	-	901,187.23	-	-	901,187.23	-	-	-	-	-	901,187.23	16,905,837.23	
Advice to Debit Account	27,416,616.63	17,446,245.33	83,965,037.75	832,235.35	129,660,135.06	-	7,714,804.44	50,364.45	4,421,651.11	12,186,820.00	-	-	-	-	-	12,186,820.00	141,846,955.06	
Tax Remittance Advices Issued (TRA)	2,302,985.07	1,130,552.35	8,292,236.00	47,107.65	11,772,881.07	-	568,796.68	-	263,961.39	832,758.07	-	-	-	-	-	832,758.07	12,605,639.14	
Cash Disbursement Ceiling (CDC)																		
Non-Cash Availment Authority (NCAA)																		
Others (CDT, BTr Docs Stamp, etc.)																		
GRAND TOTAL	34,125,321.79	30,175,727.59	92,257,273.75	879,343.00	157,437,666.13	-	9,184,788.35	50,364.45	4,685,612.50	13,920,765.30	-	-	-	-	-	13,920,765.30	171,358,431.43	

SUMMARY:

	Previous Report (July)	This month (August)	As of Date
Total Disbursement Authorities Received			
Unutilized NCA of previous month	5.73	79,555,294.48	
NCA	162,160,415.00	180,951,000.00	1,148,816,154.00
Working Fund	-	-	-
TRA	4,209,304.41	8,396,334.73	56,276,308.81
CDC	-	-	-
NCAA	-	-	-
Others (CDT, BTr Docs Stamp, etc.)	-	-	-
Less: Notice of Transfer Allocations (NTA)* issued	23,483,921.51	29,402,578.74	213,840,970.19
Total Disbursements Authorities Available	142,885,803.63	239,500,050.47	991,251,492.62
Less: Lapsed NCA	-	-	17,965,261.14
Disbursements	63,330,509.15	108,027,922.32	841,814,103.33
Balance of Disbursement Authorities as of to date	79,555,294.48	131,472,128.15	131,472,128.15



MONTHLY REPORT OF DISBURSEMENTS
for the month of August 2018

Funding the Republic

Appendix 23
FAR No. 4
ALL FUNDS
CENTRAL OFFICE

Department : DEPARTMENT OF FINANCE
Agency : BUREAU OF THE TREASURY
Operating Unit : CENTRAL OFFICE
Organization Code (UACS) : 11-005-00-00000
Funding Source Code (as clustered) : ALL FUNDS

PARTICULARS	TRUST LIABILITIES				GRAND TOTAL					Remarks
	PS	MOOE	CO	TOTAL	PS	MOOE	Fin. Exp	CO	TOTAL	
1	19	20	21	22=(19+20+21)	23	24	25	26	27=(23+24+25+26)	28
July										
Notice of Cash Allocation (NCA)										
MDS Checks Issued	-	-	-	-	466,062.21	8,627,260.02	-	-	9,093,322.23	
Advice to Debit Account	-	-	-	-	11,361,667.65	15,164,815.66	18,369,956.90	5,131,442.26	50,027,882.47	
Working Fund (NCA issued to BTr)					-	-	-	-	-	
Tax Remittance Advices Issued (TRA)	-	-	-	-	1,149,528.74	950,118.63	1,805,518.80	304,138.24	4,209,304.41	
Cash Disbursement Ceiling (CDC)					-	-	-	-	-	
Non-Cash Availment Authority (NCAA)					-	-	-	-	-	
Others (CDT, BTr Docs Stamp, etc.)					-	-	-	-	-	
Total	-	-	-	-	12,977,258.60	24,742,194.31	20,175,475.70	5,435,580.50	63,330,509.11	
August										
Notice of Cash Allocation (NCA)					-	-	-	-	-	
MDS Checks Issued	-	-	-	-	3,939,657.88	3,872,857.12	-	-	7,812,515.00	
Advice to Debit Account	-	-	-	-	16,054,948.98	9,996,234.11	65,645,445.30	122,444.20	91,819,072.59	
Tax Remittance Advices Issued (TRA)	-	-	-	-	1,153,456.33	749,230.40	6,486,717.20	6,930.80	8,396,334.73	
Cash Disbursement Ceiling (CDC)					-	-	-	-	-	
Non-Cash Availment Authority (NCAA)					-	-	-	-	-	
Others (CDT, BTr Docs Stamp, etc.)					-	-	-	-	-	
Total	-	-	-	-	21,148,063.19	14,618,321.63	72,132,162.50	129,375.00	108,027,922.32	
September										
Notice of Cash Allocation (NCA)					-	-	-	-	-	
MDS Checks Issued	-	-	-	-	-	-	-	-	-	
Advice to Debit Account	-	-	-	-	-	-	-	-	-	
Tax Remittance Advices Issued (TRA)	-	-	-	-	-	-	-	-	-	
Cash Disbursement Ceiling (CDC)	-	-	-	-	-	-	-	-	-	
Non-Cash Availment Authority (NCAA)					-	-	-	-	-	
Others (CDT, BTr Docs Stamp, etc.)					-	-	-	-	-	
Total	-	-	-	-	-	-	-	-	-	
3rd Quarter										
Notice of Cash Allocation (NCA)					-	-	-	-	-	
MDS Checks Issued	-	-	-	-	4,405,720.09	12,500,117.14	-	-	16,905,837.23	
Advice to Debit Account	-	-	-	-	27,416,616.63	25,161,049.77	84,015,402.20	5,253,886.46	141,846,955.06	
Tax Remittance Advices Issued (TRA)	-	-	-	-	2,302,985.07	1,699,349.03	8,292,236.00	311,069.04	12,605,639.14	
Cash Disbursement Ceiling (CDC)					-	-	-	-	-	
Non-Cash Availment Authority (NCAA)					-	-	-	-	-	
Others (CDT, BTr Docs Stamp, etc.)					-	-	-	-	-	
GRAND TOTAL	-	-	-	-	34,125,321.79	39,360,515.94	92,307,638.20	5,564,955.50	171,358,431.43	

Certified Correct:

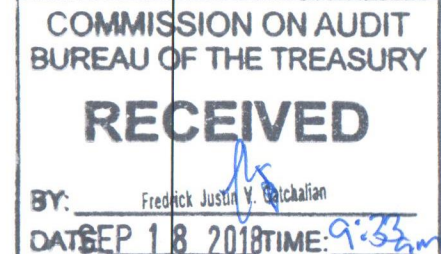
REYNALDO Z. DELOS SANTOS
OIC, Bureau Accounting Division

Recommended by:

MARITES B. MASARAP
OIC-Director, Accounting Service

Approved by:

SHARON P. ALMANZA
Deputy Treasurer of the Philippines





MONTHLY REPORT OF DISBURSEMENTS
for the month of August 2018

Department : DEPARTMENT OF FINANCE
Agency : BUREAU OF THE TREASURY
Operating Unit : Central Office
Organization Code (UACS) : 11-005-00-00000
Funding Source Code (as clustered): 01 (Regular Agency Fund)
(e.g. Old Fund Code: 101,102, 151)

PARTICULARS	CURRENT YEAR BUDGET					PRIOR YEAR'S BUDGET											SUB-TOTAL
	PS	MOOE	Fin. Exp	CO	TOTAL	PRIOR YEAR'S ACCOUNTS PAYABLE					CURRENT YEAR'S ACCOUNTS PAYABLE (Charged Against Cont. Approp. CY 2017)					TOTAL	
						PS	MOOE	Fin. Exp	CO	Sub-Total	PS	MOOE	Fin. Exp	CO	Sub-Total		
1	2	3	4	5	6= (2+ 3+4+5)	7	8	9	10	11= (7+ 8+9+10)	12	13	14	15	16= (12+ 13+14+15)	17=(11+16)	18=(6+17)
July					-												-
Notice of Cash Allocation (NCA)					-										-		-
MDS Checks Issued	466,062.21	8,436,514.67			8,902,576.88		190,745.35			190,745.35					-	190,745.35	9,093,322.23
Advice to Debit Account	11,361,667.65	8,308,384.11	18,319,592.45	709,791.15	38,699,435.36		6,844,761.55	50,364.45	4,421,651.11	11,316,777.11					-	11,316,777.11	50,016,212.47
Working Fund (NCA issued to BTr)															-		
Tax Remittance Advices Issued (TRA)	1,149,528.74	486,307.33	1,805,518.80	40,176.85	3,481,531.72		463,811.30		263,961.39	727,772.69					-	727,772.69	4,209,304.41
Cash Disbursement Ceiling (CDC)					-					-					-		-
Non-Cash Availment Authority (NCAA)					-					-					-		-
Others (CDT, BTr Docs Stamp, etc.)					-					-					-		-
Total	12,977,258.60	17,231,206.11	20,125,111.25	749,968.00	51,083,543.96	-	7,499,318.20	50,364.45	4,685,612.50	12,235,295.15	-	-	-	-	-	12,235,295.15	63,318,839.11
August																	
Notice of Cash Allocation (NCA)					-										-		-
MDS Checks Issued	3,939,657.88	3,162,415.24			7,102,073.12		710,441.88			710,441.88					-	710,441.88	7,812,515.00
Advice to Debit Account	16,054,948.98	8,713,287.76	65,645,445.30	122,444.20	90,536,126.24		870,042.89			870,042.89					-	870,042.89	91,406,169.13
Tax Remittance Advices Issued (TRA)	1,153,456.33	644,245.02	6,486,717.20	6,930.80	8,291,349.35		104,985.38			104,985.38					-	104,985.38	8,396,334.73
Cash Disbursement Ceiling (CDC)					-					-					-		-
Non-Cash Availment Authority (NCAA)					-					-					-		-
Others (CDT, BTr Docs Stamp, etc.)					-					-					-		-
Total	21,148,063.19	12,519,948.02	72,132,162.50	129,375.00	105,929,548.71	-	1,685,470.15	-	-	1,685,470.15	-	-	-	-	-	1,685,470.15	107,615,018.86
September																	
Notice of Cash Allocation (NCA)					-										-		-
MDS Checks Issued					-					-					-		-
Advice to Debit Account					-					-					-		-
Tax Remittance Advices Issued (TRA)					-					-					-		-
Cash Disbursement Ceiling (CDC)					-					-					-		-
Non-Cash Availment Authority (NCAA)					-					-					-		-
Others (CDT, BTr Docs Stamp, etc.)					-					-					-		-
Total	-	-	-	-	-	-	-	-	-	-	-	-	-	-	-	-	-
3rd Quarter																	
Notice of Cash Allocation (NCA)					-										-		-
MDS Checks Issued	4,405,720.09	11,598,929.91	-	-	16,004,650.00	-	901,187.23	-	-	901,187.23	-	-	-	-	-	901,187.23	16,905,837.23
Advice to Debit Account	27,416,616.63	17,021,671.87	83,965,037.75	832,235.35	129,235,561.60	-	7,714,804.44	50,364.45	4,421,651.11	12,186,820.00	-	-	-	-	-	12,186,820.00	141,422,381.60
Tax Remittance Advices Issued (TRA)	2,302,985.07	1,130,552.35	8,292,236.00	47,107.65	11,772,881.07	-	568,796.68	-	263,961.39	832,758.07	-	-	-	-	-	832,758.07	12,605,639.14
Cash Disbursement Ceiling (CDC)					-					-					-		-
Non-Cash Availment Authority (NCAA)					-					-					-		-
Others (CDT, BTr Docs Stamp, etc.)					-					-					-		-
AND TOTAL	34,125,321.79	29,751,154.13	92,257,273.75	879,343.00	157,013,092.67	-	9,184,788.35	50,364.45	4,685,612.50	13,920,765.30	-	-	-	-	-	13,920,765.30	170,933,857.97

SUMMARY:

	Previous Report (July)	This month (August)	As of Date
Total Disbursement Authorities Received			
Unutilized NCA of previous month	5.73	77,638,831.48	
NCA	160,232,282.00	180,801,000.00	1,145,488,021.00
Working Fund			
TRA	4,209,304.41	8,396,334.73	56,276,308.81
CDC			
NCAA			
Others (CDT, BTr Docs Stamp, etc.)			
Less: Notice of Transfer Allocations (NTA)* issued	23,483,921.51	29,402,578.74	213,840,970.19
Total Disbursements Authorities Available	140,957,670.63	237,433,587.47	987,923,359.62
Less: Lapsed NCA***			17,868,855.90
Disbursements	63,318,839.15	107,615,018.86	840,235,935.11
Balance of Disbursement Authorities as of to date	77,638,831.48	129,818,568.61	129,818,568.61



MONTHLY REPORT OF DISBURSEMENTS
for the month of August 2018

Department : DEPARTMENT OF FINANCE
Agency : BUREAU OF THE TREASURY
Operating Unit : Central Office
Organization Code (UACS) : 11-005-00-00000
Funding Source Code (as clustered) : 01 (Regular Agency Fund)
(e.g. Old Fund Code: 101,102, 151)

PARTICULARS	TRUST LIABILITIES				GRAND TOTAL					Remarks
	PS	MOOE	CO	TOTAL	PS	MOOE	Fin. Exp	CO	TOTAL	
1	19	20	21	22=(19+20+21)	23	24	25	26	27=(23+24+25+26)	28
July										PS includes: TL & RG Payment in July 2018: 1,179,207.19
Notice of Cash Allocation (NCA)				-	-	-	-	-	-	
MDS Checks Issued				-	466,062.21	8,627,260.02	-	-	9,093,322.23	
Advice to Debit Account				-	11,361,667.65	15,153,145.66	18,369,956.90	5,131,442.26	50,016,212.47	
Working Fund (NCA issued to BTr)				-	-	-	-	-	-	
Tax Remittance Advices Issued (TRA)				-	1,149,528.74	950,118.63	1,805,518.80	304,138.24	4,209,304.41	
Cash Disbursement Ceiling (CDC)				-	-	-	-	-	-	
Non-Cash Availment Authority (NCAA)				-	-	-	-	-	-	
Others (CDT, BTr Docs Stamp, etc.)				-	-	-	-	-	-	
Total	-	-	-	-	12,977,258.60	24,730,524.31	20,175,475.70	5,435,580.50	63,318,839.11	
August										
Notice of Cash Allocation (NCA)				-	-	-	-	-	-	
MDS Checks Issued				-	3,939,657.88	3,872,857.12	-	-	7,812,515.00	
Advice to Debit Account				-	16,054,948.98	9,583,330.65	65,645,445.30	122,444.20	91,406,169.13	
Tax Remittance Advices Issued (TRA)				-	1,153,456.33	749,230.40	6,486,717.20	6,930.80	8,396,334.73	
Cash Disbursement Ceiling (CDC)				-	-	-	-	-	-	
Non-Cash Availment Authority (NCAA)				-	-	-	-	-	-	
Others (CDT, BTr Docs Stamp, etc.)				-	-	-	-	-	-	
Total	-	-	-	-	21,148,063.19	14,205,418.17	72,132,162.50	129,375.00	107,615,018.86	
September										
Notice of Cash Allocation (NCA)				-	-	-	-	-	-	
MDS Checks Issued				-	-	-	-	-	-	
Advice to Debit Account				-	-	-	-	-	-	
Tax Remittance Advices Issued (TRA)				-	-	-	-	-	-	
Cash Disbursement Ceiling (CDC)				-	-	-	-	-	-	
Non-Cash Availment Authority (NCAA)				-	-	-	-	-	-	
Others (CDT, BTr Docs Stamp, etc.)				-	-	-	-	-	-	
Total	-	-	-	-	-	-	-	-	-	
3rd Quarter										
Notice of Cash Allocation (NCA)				-	-	-	-	-	-	
MDS Checks Issued				-	4,405,720.09	12,500,117.14	-	-	16,905,837.23	
Advice to Debit Account				-	27,416,616.63	24,736,476.31	84,015,402.20	5,253,886.46	141,422,381.60	
Tax Remittance Advices Issued (TRA)				-	2,302,985.07	1,699,349.03	8,292,236.00	311,069.04	12,605,639.14	
Cash Disbursement Ceiling (CDC)				-	-	-	-	-	-	
Non-Cash Availment Authority (NCAA)				-	-	-	-	-	-	
Others (CDT, BTr Docs Stamp, etc.)				-	-	-	-	-	-	
GRAND TOTAL	-	-	-	-	34,125,321.79	38,935,942.48	92,307,638.20	5,564,955.50	170,933,857.97	

Certified Correct:


REYNALDO Z. DELOS SANTOS
OIC, Bureau Accounting Division

Recommended by:

MARITES B. MASARAP
OIC-Director, Accounting Service

Approved by:

SHARON P. ALMANZA
Deputy Treasurer of the Philippines





MONTHLY REPORT OF DISBURSEMENTS
 for the month of August 2018

Department : DEPARTMENT OF FINANCE
 Agency : BUREAU OF THE TREASURY
 Operating Unit : CENTRAL OFFICE
 Organization Code (UACS) : 11-005-00-00000
 Funding Source Code (as clustered) : 04 (SPECIAL ACCOUNT - FOREIGN ASSISTED FUND/GRANTS)

PARTICULARS	CURRENT YEAR BUDGET					PRIOR YEAR'S BUDGET											SUB-TOTAL	TRUST LIABILITIES				GRAND TOTAL					Remarks
	PS	MOOE	Fin. Exp	CO	TOTAL	PRIOR YEAR'S ACCOUNTS PAYABLE					CURRENT YEAR'S ACCOUNTS PAYABLE (Charged Against Cont. Approp CY 2017)					TOTAL		PS	MOOE	CO	TOTAL	PS	MOOE	Fin. Exp	CO	TOTAL	
						PS	MOOE	Fin. Exp	CO	Sub-Total	PS	MOOE	Fin. Exp	CO	Sub-Total												
1	2	3	4	5	6= (2+ 3+4+5)	7	8	9	10	11= (7+ 8+9+10)	12	13	14	15	16= (12+ 13+14+15)	17=(11+16)	18=(6+17)	19	20	21	22=(19+ 20+21)	23	24	25	26	27=(23+24+25+ 26)	28
July					-					-					-	-	-				-	-	-	-	-	-	
Notice of Cash Allocation (NCA)					-					-					-	-	-				-	-	-	-	-	-	
MDS Checks Issued					-					-					-	-	-				-	-	-	-	-	-	
Advice to Debit Account		11,670.00			11,670.00					-					-	-	-	11,670.00				-	-	-	-	-	11,670.00
Working Fund (NCA issued to BTr)					-					-					-	-	-	-				-	-	-	-	-	
Tax Remittance Advices Issued (TRA)					-					-					-	-	-	-				-	-	-	-	-	
Cash Disbursement Ceiling (CDC)					-					-					-	-	-	-				-	-	-	-	-	
Non-Cash Availment Authority (NCAA)					-					-					-	-	-	-				-	-	-	-	-	
Others (CDT, BTr Does Stamp, etc.)					-					-					-	-	-	-				-	-	-	-	-	
Total	-	11,670.00	-	-	11,670.00	-	-	-	-	-	-	-	-	-	-	-	11,670.00	-	-	-	-	-	11,670.00	-	-	-	11,670.00
August					-					-					-	-	-				-	-	-	-	-	-	
Notice of Cash Allocation (NCA)					-					-					-	-	-				-	-	-	-	-	-	
MDS Checks Issued					-					-					-	-	-	412,903.46				-	-	-	-	-	
Advice to Debit Account		412,903.46			412,903.46					-					-	-	-	412,903.46				-	-	-	-	-	412,903.46
Tax Remittance Advices Issued (TRA)					-					-					-	-	-	-				-	-	-	-	-	
Cash Disbursement Ceiling (CDC)					-					-					-	-	-	-				-	-	-	-	-	
Non-Cash Availment Authority (NCAA)					-					-					-	-	-	-				-	-	-	-	-	
Others (CDT, BTr Does Stamp, etc.)					-					-					-	-	-	-				-	-	-	-	-	
Total	-	412,903.46	-	-	412,903.46	-	-	-	-	-	-	-	-	-	-	-	412,903.46	-	-	-	-	-	412,903.46	-	-	-	412,903.46
September					-					-					-	-	-				-	-	-	-	-	-	
Notice of Cash Allocation (NCA)					-					-					-	-	-				-	-	-	-	-	-	
MDS Checks Issued					-					-					-	-	-				-	-	-	-	-	-	
Advice to Debit Account					-					-					-	-	-				-	-	-	-	-	-	
Tax Remittance Advices Issued (TRA)					-					-					-	-	-				-	-	-	-	-	-	
Cash Disbursement Ceiling (CDC)					-					-					-	-	-				-	-	-	-	-	-	
Non-Cash Availment Authority (NCAA)					-					-					-	-	-				-	-	-	-	-	-	
Others (CDT, BTr Does Stamp, etc.)					-					-					-	-	-				-	-	-	-	-	-	
Total	-	-	-	-	-	-	-	-	-	-	-	-	-	-	-	-	-	-	-	-	-	-	-	-	-	-	-
3rd Quarter					-					-					-	-	-				-	-	-	-	-	-	
Notice of Cash Allocation (NCA)					-					-					-	-	-				-	-	-	-	-	-	
MDS Checks Issued	-	-			-	-	-	-	-	-	-	-	-	-	-	-	-				-	-	-	-	-	-	
Advice to Debit Account	-	424,573.46			424,573.46	-	-	-	-	-	-	-	-	-	-	-	424,573.46				-	-	424,573.46	-	-	-	424,573.46
Tax Remittance Advices Issued (TRA)	-	-			-	-	-	-	-	-	-	-	-	-	-	-	-				-	-	-	-	-	-	
Cash Disbursement Ceiling (CDC)					-					-					-	-	-				-	-	-	-	-	-	
Non-Cash Availment Authority (NCAA)					-					-					-	-	-				-	-	-	-	-	-	
Others (CDT, BTr Does Stamp, etc.)					-					-					-	-	-				-	-	-	-	-	-	
GRAND TOTAL	-	424,573.46	-	-	424,573.46	-	-	-	-	-	-	-	-	-	-	-	424,573.46	-	-	-	-	-	424,573.46	-	-	-	424,573.46

SUMMARY:

	Previous Report (July)	This month (August)	As of Date
Total Disbursement Authorities Received	-	1,916,463.00	-
Unutilized NCA of previous month	1,928,133.00	150,000.00	3,328,133.00
NCA	-	-	-
Working Fund	-	-	-
TRA	-	-	-
CDC	-	-	-
NCAA	-	-	-
Others (CDT, BTr Does Stamp, etc.)	-	-	-
Less: Notice of Transfer Allocations (NTA)* issued	1,928,133.00	2,066,463.00	3,328,133.00
Total Disbursements Authorities Available	-	-	96,405.24
Less: Lapsed NCA	11,670.00	412,903.46	1,578,168.22
Disbursements	-	-	-
Balance of Disbursement Authorities as of to date	1,916,463.00	1,653,559.54	1,653,559.54

Certified Correct:


 REYNALDO Z. DELOS SANTOS
 OIC, Bureau Accounting Division
 Date:

Recommended by:

 MARITES B. MASARAP
 OIC-Director, Accounting Service
 Date:

Approved by:

 SHARON B. ALMANZA
 Deputy Treasurer of the Philippines
 Date:





MONTHLY REPORT OF DISBURSEMENTS
for the month of August 2018

Department : DEPARTMENT OF FINANCE
Agency : BUREAU OF THE TREASURY
Operating Unit : REGIONAL OFFICES
Organization Code (UACS) : 11-005-00-00000
Funding Source Code (as clustered): 01 (Regular Agency Fund)
(e.g. Old Fund Code: 101,102, 151)

PARTICULARS	CURRENT YEAR BUDGET					PRIOR YEAR'S BUDGET												SUB-TOTAL	TRUST LIABILITIES				GRAND TOTAL					Remarks
	PS	MOOE	Fin. Exp	CO	TOTAL	PRIOR YEAR'S ACCOUNTS PAYABLE					CURRENT YEAR'S ACCOUNTS PAYABLE (Charged Against Cont. Approp CY 2017)					TOTAL	PS		MOOE	CO	TOTAL	PS	MOOE	Fin. Exp	CO	TOTAL		
						PS	MOOE	Fin. Exp	CO	Sub-Total	PS	MOOE	Fin. Exp	CO	Sub-Total													
I	2	3	4	5	6= (2+ 3+4+5)	7	8	9	10	11= (7+ 8+9+10)	12	13	14	15	16= (12+ 13+14+15)	17=(11+16)	18=(6+17)	19	20	21	22=(19+ 20+21)	23	24	25	26	27=(23+24+25+26)	28	
July																												
Notice of Cash Allocation (NCA)					-												-									-		
MDS Checks Issued	3,067,422.35	1,752,423.75	-	-	4,819,846.10	-	-	-	-		-	-	-	-	-	-	4,819,846.10	-	-	-	-	3,067,422.35	1,752,423.75	-	-	4,819,846.10		
Advice to Debit Account	13,712,826.69	2,665,002.89			16,377,829.58	-					-	-	-	-	-	-	16,377,829.58	-	-	-	-	13,712,826.69	2,665,002.89	-	-	16,377,829.58		
Working Fund (NCA issued to BTr)																												
Tax Remittance Advices Issued (TRA)	1,422,650.79	168,092.79			1,590,743.58	-					-	-	-	-	-	-	1,590,743.58	-	-	-	-	1,422,650.79	168,092.79	-	-	1,590,743.58		
Cash Disbursement Ceiling (CDC)																												
Non-Cash Availment Authority (NCAA)																												
Others (CDT, BTr Docs Stamp, etc.)																												
Total	18,202,899.83	4,585,519.43	-	-	22,788,419.26	-	-	-	-		-	-	-	-	-	-	22,788,419.26	-	-	-	-	18,202,899.83	4,585,519.43	-	-	22,788,419.26		
August																												
Notice of Cash Allocation (NCA)					-												-									-		
MDS Checks Issued	2,868,519.69	1,743,644.28		1,892.85	4,614,056.82	-	-	-	-		-	-	-	-	-	-	4,614,056.82	-	-	-	-	2,868,519.69	1,743,644.28	-	1,892.85	4,614,056.82		
Advice to Debit Account	17,369,792.91	4,264,967.92		94,122.33	21,728,883.16	-					-	-	-	-	-	-	21,728,883.16	-	-	-	-	17,369,792.91	4,264,967.92	-	94,122.33	21,728,883.16		
Tax Remittance Advices Issued (TRA)	1,479,424.85	202,911.52		5,434.82	1,687,771.19	-					-	-	-	-	-	-	1,687,771.19	-	-	-	-	1,479,424.85	202,911.52	-	5,434.82	1,687,771.19		
Cash Disbursement Ceiling (CDC)																												
Non-Cash Availment Authority (NCAA)																												
Others (CDT, BTr Docs Stamp, etc.)																												
Total	21,717,737.45	6,211,523.72	-	101,450.00	28,030,711.17	-	-	-	-		-	-	-	-	-	-	28,030,711.17	-	-	-	-	21,717,737.45	6,211,523.72	-	101,450.00	28,030,711.17		
September																												
Notice of Cash Allocation (NCA)					-												-									-		
MDS Checks Issued	-	-		-	-	-	-	-	-		-	-	-	-	-	-	-	-	-	-	-	-	-	-	-	-		
Advice to Debit Account	-	-		-	-	-	-	-	-		-	-	-	-	-	-	-	-	-	-	-	-	-	-	-	-		
Tax Remittance Advices Issued (TRA)	-	-		-	-	-	-	-	-		-	-	-	-	-	-	-	-	-	-	-	-	-	-	-	-		
Cash Disbursement Ceiling (CDC)	-	-		-	-	-	-	-	-		-	-	-	-	-	-	-	-	-	-	-	-	-	-	-	-		
Non-Cash Availment Authority (NCAA)	-	-		-	-	-	-	-	-		-	-	-	-	-	-	-	-	-	-	-	-	-	-	-	-		
Others (CDT, BTr Docs Stamp, etc.)	-	-		-	-	-	-	-	-		-	-	-	-	-	-	-	-	-	-	-	-	-	-	-	-		
Total	-	-		-	-	-	-	-	-		-	-	-	-	-	-	-	-	-	-	-	-	-	-	-	-		
3rd Quarter																												
Notice of Cash Allocation (NCA)					-												-									-		
MDS Checks Issued	5,935,942.04	3,496,068.03	-	1,892.85	9,433,902.92	-	-	-	-		-	-	-	-	-	-	9,433,902.92	-	-	-	-	5,935,942.04	3,496,068.03	-	1,892.85	9,433,902.92		
Advice to Debit Account	31,082,619.60	6,929,970.81		94,122.33	38,106,712.74	-					-	-	-	-	-	-	38,106,712.74	-	-	-	-	31,082,619.60	6,929,970.81	-	94,122.33	38,106,712.74		
Tax Remittance Advices Issued (TRA)	2,902,075.64	371,004.31		5,434.82	3,278,514.77	-					-	-	-	-	-	-	3,278,514.77	-	-	-	-	2,902,075.64	371,004.31	-	5,434.82	3,278,514.77		
Cash Disbursement Ceiling (CDC)																												
Non-Cash Availment Authority (NCAA)																												
Others (CDT, BTr Docs Stamp, etc.)																												
GRAND TOTAL	39,920,637.28	10,797,043.15	-	101,450.00	50,819,130.43	-	-	-	-		-	-	-	-	-	-	50,819,130.43	-	-	-	-	39,920,637.28	10,797,043.15	-	101,450.00	50,819,130.43		

SUMMARY:	Previous Report	This month	As of Date
	(July)	(August)	
Total Disbursement Authorities Received			
Unutilized NTA of previous month	(0.00)	2,286,245.83	
NTA Working Fund	23,483,921.51	29,402,578.74	213,840,970.19
TRA	1,590,743.58	1,687,771.19	13,910,180.29
CDC	-	-	-
NCAA	-	-	-
Others (CDT, BTr Docs Stamp, etc.)	-	-	-
Less: Notice of Transfer Allocations (NTA)* issued			
Total Disbursements Authorities Available	25,074,665.09	33,376,595.76	227,751,150.48
Less: Lapsed NCA Disbursements	22,788,419.26	28,030,711.17	219,533,843.48
Balance of Disbursement Authorities as of to date	2,286,245.83	5,345,884.59	5,345,884.59

Consolidated by:

PRECIOUS B. BUGARIN
ADOF II, Bureau Accounting Division
Date: 09-13-18

Noted by:


REYNALDO Z. DELOS SANTOS
OIC, Bureau Accounting Division
Date:

Recommended by:

MARITES B. MASARAP
OIC-Director, Accounting Service
Date:

Approved by:

SHARON P. ALMANZA
Deputy Treasurer of the Philippines
Date:





SUMMARY OF NOTICE OF CASH ALLOCATION
as of August 31, 2018


Funding the Republic

MDS Account No: 2001-90003-1

	UACS CODE	JANUARY	FEBRUARY	MARCH	APRIL	MAY	JUNE	JULY	AUGUST	SEPTEMBER	OCTOBER	NOVEMBER	DECEMBER	TOTAL
GAA														
NCA-BMB-A-18-0000466, January 5, 2018														
REGULAR	01101101	45,075,000.00	65,075,000.00	72,075,000.00	88,549,000.00	179,991,000.00	128,074,000.00	155,074,000.00	167,220,000.00	149,264,000.00	135,074,000.00	173,944,000.00	145,549,000.00	1,504,964,000.00
RLIP	01104102	3,288,000.00	3,288,000.00	3,288,000.00	3,288,000.00	3,288,000.00	3,287,000.00	3,287,000.00	3,287,000.00	3,287,000.00	3,287,000.00	3,287,000.00	3,287,000.00	39,449,000.00
NCA-BMB-A-18-0001997, February 2, 2018														
REGULAR	01102101		95,071,500.00											95,071,500.00
NCA-BMB-A-18-0002633, February 13, 2018														
REGULAR	01102101		101,159,696.00											101,159,696.00
Total (GAA)		48,363,000.00	264,594,196.00	75,363,000.00	91,837,000.00	183,279,000.00	131,361,000.00	158,361,000.00	170,507,000.00	152,551,000.00	138,361,000.00	177,231,000.00	148,836,000.00	1,544,413,000.00
RG & RL														
	01101407 / 01101101		268,107.00						10,294,000.00					10,562,107.00
Sub-Total (MDS 2001-90003-1)		48,363,000.00	264,862,303.00	75,363,000.00	91,837,000.00	183,279,000.00	131,361,000.00	158,361,000.00	180,801,000.00	152,551,000.00	138,361,000.00	177,231,000.00	148,836,000.00	1,554,975,107.00
MDS Account No: 2001-90210-6 *														
RG & RL	01101407 / 01101101	3,722,660.00	1,014,381.00	315,030.00	3,097,409.00	1,239,956.00		1,871,282.00						11,260,718.00
MDS Account No: 2001-90258-2														
GRANT-KFW IDP (TSA CAPACITY BUILDING)	04104161				950,000.00	200,000.00	100,000.00	1,928,133.00	150,000.00	120,000.00	700,000.00	450,000.00	950,000.00	5,548,133.00
MDS Account No: 2001-90234-3														
TRUST RECEIPTS	07308602													-
Sub-Total (KFW)		-	-	-	950,000.00	200,000.00	100,000.00	1,928,133.00	150,000.00	120,000.00	700,000.00	450,000.00	950,000.00	5,548,133.00
GRAND TOTAL		52,085,660.00	265,876,684.00	75,678,030.00	95,884,409.00	184,718,956.00	131,461,000.00	162,160,415.00	180,951,000.00	152,671,000.00	139,061,000.00	177,681,000.00	149,786,000.00	1,571,783,958.00

*See attached details

Certified Correct:



REYNALDO Z. DELOS SANTOS
OIC, Bureau Accounting Division

Recommended by:


MARITES B. MASARAP
OIC-Director, Accounting Service

Approved by:


SHARON P. ALMANZA
Deputy Treasurer of the Philippines





Funding the Republic

NOTICE OF CASH ALLOCATION RECEIVED - Terminal Leave & Retirement Gratuities
as of August 31, 2018


MDS Account No: 2001-90210-6 (TL&RG)

Date	NCA NO.	UACS CODE	Amount	Remarks
01/18/18	NCA-BMB-A-18-0001427	01101101	1,436,607.00	TL Benefits of Ms. Myrna R. De Guzman
01/19/18	NCA-BMB-A-18-0001518	01101407	672,497.00	TL Benefits of Ms. Jocelyn C. Belenio & M. Aracelli M. Rillera
01/22/18	NCA-BMB-A-18-0001557	01101407	1,613,556.00	RG Benefits of Ms. Teodora S. Balayo
02/15/18	NCA-BMB-A-18-0002866	01101101	1,014,381.00	TL Benefits of Ms. Emma D. Carta
03/01/18	NCA-BMB-A-18-0003655	01101407	315,030.00	TL Benefits of Mr. Ali-Khan I. Cabais
04/11/18	NCA-BMB-A-18-0007428	01101101/01101407	3,097,409.00	TL Benefits of Ms. Norma G. Abelgas, Ms. Ma. Victoria S. Lumbre, Mr. Rafael S. Villanueva, Ms. Nancy E. Bernales & Ms. Amr
05/21/18	NCA-BMB-A-18-0010443	01101407	1,155,553.00	TL Benefits of Ms. Saphia K. Alimudin
05/28/18	NCA-BMB-A-18-0010911	01101407	84,403.00	TL Benefits of Ms. Marievic B. Razo
07/18/18	NCA-BMB-A-18-0014773	01101407	1,179,208.00	RG Benefits of Mr. Eduardo I. Guevarra
07/23/18	NCA-BMB-A-18-0015172	01101101/01101407	692,074.00	TL Benefits of Mr. Alfredo A. Alejandrino, Mr. Jenito P. Guanzon, Ms. Dolores M. Salem & Ms. Milagros W. Manlosa
Total			11,260,718.00	

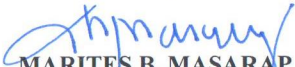
MDS Account No: 2001-90003-1 (TL&RG)

02/02/18	NCA-BMB-A-18-0001974	01101407	268,107.00	TL Benefits of Ms. Teodora S. Balayo
08/23/18	NCA-BMB-A-18-0016274	01101407	248,685.00	TL Benefits of Ms. Anselma G. Cruz
08/23/18	NCA-BMB-A-18-0017532	01101407	10,045,315.00	Monetization of Leave Credits of BTr Employees for CY 2018
Total			10,562,107.00	

Certified Correct:



REYNALDO Z. DELOS SANTOS
OIC, Bureau Accounting Division

Recommended by:


MARITES B. MASARAP
OIC-Director, Accounting Service

Approved by:



SHARON P. ALMANZA
Deputy Treasurer of the Philippines



GAA	TOTAL	Estimated TRA Rate	JANUARY	FEBRUARY	MARCH	APRIL	MAY	JUNE	JULY	AUGUST	SEPTEMBER	OCTOBER	NOVEMBER	DECEMBER	TOTAL
Disbursement Program per BED 3 (net of TRA)															
CURRENT YEAR															
PS (per BED 3)	463,289,000.00		27,741,000.00	27,741,000.00	27,741,000.00	30,938,000.00	52,945,000.00	61,998,000.00	27,741,000.00	61,998,000.00	30,280,000.00	27,741,000.00	56,141,000.00	30,284,000.00	463,289,000.00
Estimated TRA for PS	34,765,000.00	7%	2,081,672.27	2,081,672.27	2,081,672.27	2,321,573.73	3,972,969.19	4,652,302.28	2,081,672.27	4,652,302.28	2,272,197.70	2,081,672.27	4,212,795.61	2,272,497.86	34,765,000.00
Sub-Total (PS)	498,054,000.00		29,822,672.27	29,822,672.27	29,822,672.27	33,259,573.73	56,917,969.19	66,650,302.28	29,822,672.27	66,650,302.28	32,552,197.70	29,822,672.27	60,353,795.61	32,556,497.86	498,054,000.00
MOOE (per BED 3)	379,190,000.00		12,000,000.00	12,000,000.00	14,000,000.00	27,000,000.00	25,000,000.00	25,000,000.00	32,000,000.00	40,000,000.00	41,190,000.00	47,000,000.00	50,000,000.00	54,000,000.00	379,190,000.00
Estimated TRA for MOOE	19,957,000.00	5%	631,567.29	631,567.29	736,828.50	1,421,026.40	1,315,765.18	1,315,765.18	1,684,179.44	2,105,224.29	2,167,854.72	2,473,638.55	2,631,530.37	2,842,052.80	19,957,000.00
Sub-Total (MOOE)	399,147,000.00		12,631,567.29	12,631,567.29	14,736,828.50	28,421,026.40	26,315,765.18	26,315,765.18	33,684,179.44	42,105,224.29	43,357,854.72	49,473,638.55	52,631,530.37	56,842,052.80	399,147,000.00
FINEX (per BED 3)	665,000,000.00		5,000,000.00	25,000,000.00	30,000,000.00	30,000,000.00	75,000,000.00	75,000,000.00	80,000,000.00	80,000,000.00	80,000,000.00	60,000,000.00	65,000,000.00	60,000,000.00	665,000,000.00
Estimated TRA for FINEX	35,000,000.00	5%	263,157.89	1,315,789.47	1,578,947.37	1,578,947.37	3,947,368.42	3,947,368.42	4,210,526.32	4,210,526.32	4,210,526.32	3,157,894.74	3,421,052.63	3,157,894.74	35,000,000.00
Sub-Total (FINEX)	700,000,000.00		5,263,157.89	26,315,789.47	31,578,947.37	31,578,947.37	78,947,368.42	78,947,368.42	84,210,526.32	84,210,526.32	84,210,526.32	63,157,894.74	68,421,052.63	63,157,894.74	700,000,000.00
CO (per BED 3)	2,623,665,000.00		-	-	-	-	24,522,000.00	-	15,000,000.00	19,146,000.00	-	-	-	-	58,668,000.00
Estimated TRA for CO	138,088,000.00	5%	-	-	-	-	1,290,635.02	-	789,475.79	1,007,686.90	-	-	-	-	3,087,797.71
Sub-Total (CO)	2,761,753,000.00		-	-	-	-	25,812,635.02	-	15,789,475.79	20,153,686.90	-	-	-	-	61,755,797.71
RLIP (per BED 3)	39,449,000.00		3,287,000.00	3,287,000.00	3,287,000.00	3,287,000.00	3,287,000.00	3,287,000.00	3,287,000.00	3,287,000.00	3,287,000.00	3,287,000.00	3,287,000.00	3,292,000.00	39,449,000.00
Estimated TRA for RLIP	-	0%	-	-	-	-	-	-	-	-	-	-	-	-	-
Sub-Total (RLIP)	39,449,000.00		3,287,000.00	3,287,000.00	3,287,000.00	3,287,000.00	3,287,000.00	3,287,000.00	3,287,000.00	3,287,000.00	3,287,000.00	3,287,000.00	3,287,000.00	3,292,000.00	39,449,000.00
TOTAL Estimated TRA CY	227,810,000.00		2,976,397.45	4,029,029.03	4,397,448.14	5,321,547.49	10,526,737.82	9,915,435.88	8,765,853.81	11,975,739.79	8,650,578.73	7,713,205.55	10,265,378.61	8,272,445.39	92,809,797.71
AL NCA PROGRAM															
PS	502,738,000.00		31,028,000.00	31,028,000.00	31,028,000.00	34,225,000.00	56,232,000.00	65,285,000.00	31,028,000.00	65,285,000.00	33,567,000.00	31,028,000.00	59,428,000.00	33,576,000.00	502,738,000.00
TRA-PS	34,765,000.00	6%	2,081,672.27	2,081,672.27	2,081,672.27	2,321,573.73	3,972,969.19	4,652,302.28	2,081,672.27	4,652,302.28	2,272,197.70	2,081,672.27	4,212,795.61	2,272,497.86	34,765,000.00
Subtotal PS	537,503,000.00		33,109,672.27	33,109,672.27	33,109,672.27	36,546,573.73	60,204,969.19	69,937,302.28	33,109,672.27	69,937,302.28	35,839,197.70	33,109,672.27	63,640,795.61	35,848,497.86	537,503,000.00
MOOE	379,190,000.00		12,000,000.00	12,000,000.00	14,000,000.00	27,000,000.00	25,000,000.00	25,000,000.00	32,000,000.00	40,000,000.00	41,190,000.00	47,000,000.00	50,000,000.00	54,000,000.00	379,190,000.00
TRA-MOOE	19,957,000.00	5%	631,567.29	631,567.29	736,828.50	1,421,026.40	1,315,765.18	1,315,765.18	1,684,179.44	2,105,224.29	2,167,854.72	2,473,638.55	2,631,530.37	2,842,052.80	19,957,000.00
Subtotal MOOE	399,147,000.00		12,631,567.29	12,631,567.29	14,736,828.50	28,421,026.40	26,315,765.18	26,315,765.18	33,684,179.44	42,105,224.29	43,357,854.72	49,473,638.55	52,631,530.37	56,842,052.80	399,147,000.00
FINEX	665,000,000.00		5,000,000.00	25,000,000.00	30,000,000.00	30,000,000.00	75,000,000.00	75,000,000.00	80,000,000.00	80,000,000.00	80,000,000.00	60,000,000.00	65,000,000.00	60,000,000.00	665,000,000.00
TRA-FINEX	35,000,000.00	5%	263,157.89	1,315,789.47	1,578,947.37	1,578,947.37	3,947,368.42	3,947,368.42	4,210,526.32	4,210,526.32	4,210,526.32	3,157,894.74	3,421,052.63	3,157,894.74	35,000,000.00
Subtotal FINEX	700,000,000.00		5,263,157.89	26,315,789.47	31,578,947.37	31,578,947.37	78,947,368.42	78,947,368.42	84,210,526.32	84,210,526.32	84,210,526.32	63,157,894.74	68,421,052.63	63,157,894.74	700,000,000.00
CO	2,623,665,000.00		-	-	-	-	24,522,000.00	-	15,000,000.00	19,146,000.00	-	-	-	-	58,668,000.00
TRA-CO	138,088,000.00	5%	-	-	-	-	1,290,635.02	-	789,475.79	1,007,686.90	-	-	-	-	3,087,797.71
Subtotal CO	2,761,753,000.00		-	-	-	-	25,812,635.02	-	15,789,475.79	20,153,686.90	-	-	-	-	61,755,797.71
		TRA													
TOTAL DISBURSEMENT PROGRAM (net of TRA)	4,170,593,000.00	227,810,000.00	48,028,000.00	68,028,000.00	75,028,000.00	91,225,000.00	180,754,000.00	165,285,000.00	158,028,000.00	204,431,000.00	154,757,000.00	138,028,000.00	174,428,000.00	147,576,000.00	1,605,596,000.00
PS	502,738,000.00	34,765,000.00	31,028,000.00	31,028,000.00	31,028,000.00	34,225,000.00	56,232,000.00	65,285,000.00	31,028,000.00	65,285,000.00	33,567,000.00	31,028,000.00	59,428,000.00	33,576,000.00	502,738,000.00
MOOE	379,190,000.00	19,957,000.00	12,000,000.00	12,000,000.00	14,000,000.00	27,000,000.00	25,000,000.00	25,000,000.00	32,000,000.00	40,000,000.00	41,190,000.00	47,000,000.00	50,000,000.00	54,000,000.00	379,190,000.00
FINEX	665,000,000.00	35,000,000.00	5,000,000.00	25,000,000.00	30,000,000.00	30,000,000.00	75,000,000.00	75,000,000.00	80,000,000.00	80,000,000.00	80,000,000.00	60,000,000.00	65,000,000.00	60,000,000.00	665,000,000.00
CO	2,623,665,000.00	138,088,000.00	-	-	-	-	24,522,000.00	-	15,000,000.00	19,146,000.00	-	-	-	-	58,668,000.00
Estimated TRA			2,976,397.45	4,029,029.03	4,397,448.14	5,321,547.49	10,526,737.82	9,915,435.88	8,765,853.81	11,975,739.79	8,650,578.73	7,713,205.55	10,265,378.61	8,272,445.39	92,809,797.71
TOTAL DISBURSEMENT PROGRAM with estimated of TRA			51,004,397.45	72,057,029.03	79,425,448.14	96,546,547.49	191,280,737.82	175,200,435.88	166,793,853.81	216,406,739.79	163,407,578.73	145,741,205.55	184,693,378.61	155,848,445.39	1,698,405,797.71

COMMISSION ON AUDIT
BUREAU OF THE TREASURY

RECEIVED

BY:  Fredrick Justin V. Gatchalian

DATE: SEP 18 2018 TIME: 9:32 am