



MONTHLY REPORT OF DISBURSEMENTS
for the month of January 2018

FAR No. 4
01 (REGULAR AGENCY FUND)
CENTRAL OFFICE & REGIONAL OFFICES

Department : DEPARTMENT OF FINANCE
Agency : BUREAU OF THE TREASURY
Operating Unit : CENTRAL OFFICE & REGIONAL OFFICES
Organization Code (UACS) : 11-005-00-00000
Funding Source Code (as clustered): 01 (Regular Agency Fund)
(e.g. Old Fund Code: 101,102, 151)

PARTICULARS	CURRENT YEAR BUDGET					PRIOR YEAR'S BUDGET											SUB-TOTAL
	PS	MOOE	Fin. Exp	CO	TOTAL	PRIOR YEAR'S ACCOUNTS PAYABLE					CURRENT YEAR'S ACCOUNTS PAYABLE (Charge Against Cont. Approp CY 2016)					TOTAL	
						PS	MOOE	Fin. Exp	CO	Sub-Total	PS	MOOE	Fin. Exp	CO	Sub-Total		
1	2	3	4	5	6=(2+ 3+4+5)	7	8	9	10	11=(7+ 8+9+10)	12	13	14	15	16=(12+ 13+14+15)	17=(11+16)	18=(6+17)
January																	
Notice of Cash Allocation (NCA)																	
MDS Checks Issued	3,923,067.61	4,990,050.54	-	-	8,913,118.15	154,335.82	488,574.82	-	-	642,910.64	-	-	-	-	-	642,910.64	9,556,028.79
Advice to Debit Account	23,563,557.13	3,714,103.84	-	-	27,277,660.97	163,832.86	228,284.15	-	-	392,117.01	-	-	-	-	-	392,117.01	27,669,777.98
Working Fund (NCA issued to BTr)																	
Tax Remittance Advices Issued (TRA)	2,631,027.95	309,494.59	-	-	2,940,522.54	1,817.85	56,115.52	-	-	57,933.37	-	-	-	-	-	57,933.37	2,998,455.91
Cash Disbursement Ceiling (CDC)																	
Non-Cash Availment Authority (NCAA)																	
Others (CDT, BTr Docs Stamp, etc.)																	
Total	30,117,652.69	9,013,648.97	-	-	39,131,301.66	319,986.53	772,974.49	-	-	1,092,961.02	-	-	-	-	-	1,092,961.02	40,224,262.68
February																	
Notice of Cash Allocation (NCA)																	
MDS Checks Issued	-	-	-	-	-	-	-	-	-	-	-	-	-	-	-	-	-
Advice to Debit Account	-	-	-	-	-	-	-	-	-	-	-	-	-	-	-	-	-
Tax Remittance Advices Issued (TRA)	-	-	-	-	-	-	-	-	-	-	-	-	-	-	-	-	-
Cash Disbursement Ceiling (CDC)																	
Non-Cash Availment Authority (NCAA)																	
Others (CDT, BTr Docs Stamp, etc.)																	
Total	-	-	-	-	-	-	-	-	-	-	-	-	-	-	-	-	-
March																	
Notice of Cash Allocation (NCA)																	
MDS Checks Issued	-	-	-	-	-	-	-	-	-	-	-	-	-	-	-	-	-
Advice to Debit Account	-	-	-	-	-	-	-	-	-	-	-	-	-	-	-	-	-
Tax Remittance Advices Issued (TRA)	-	-	-	-	-	-	-	-	-	-	-	-	-	-	-	-	-
Cash Disbursement Ceiling (CDC)																	
Non-Cash Availment Authority (NCAA)																	
Others (CDT, BTr Docs Stamp, etc.)																	
Total	-	-	-	-	-	-	-	-	-	-	-	-	-	-	-	-	-
1st Quarter																	
Notice of Cash Allocation (NCA)																	
MDS Checks Issued	3,923,067.61	4,990,050.54	-	-	8,913,118.15	154,335.82	488,574.82	-	-	642,910.64	-	-	-	-	-	642,910.64	9,556,028.79
Advice to Debit Account	23,563,557.13	3,714,103.84	-	-	27,277,660.97	163,832.86	228,284.15	-	-	392,117.01	-	-	-	-	-	392,117.01	27,669,777.98
Tax Remittance Advices Issued (TRA)	2,631,027.95	309,494.59	-	-	2,940,522.54	1,817.85	56,115.52	-	-	57,933.37	-	-	-	-	-	57,933.37	2,998,455.91
Cash Disbursement Ceiling (CDC)																	
Non-Cash Availment Authority (NCAA)																	
Others (CDT, BTr Docs Stamp, etc.)																	
GRAND TOTAL	30,117,652.69	9,013,648.97	-	-	39,131,301.66	319,986.53	772,974.49	-	-	1,092,961.02	-	-	-	-	-	1,092,961.02	40,224,262.68

SUMMARY:

	Previous Report (December)	This month (January)	As of Date
Total Disbursement Authorities Received			
Unutilized NCA of previous month	251,185,065.30	-	-
NCA	194,046,889.00	52,085,660.00	52,085,660.00
Working Fund			
TRA	24,722,602.16	2,998,455.91	2,998,455.91
CDC			
NCAA			
Others (CDT, BTr Docs Stamp, etc.)			
Less: Notice of Transfer Allocations (NTA)* issued			
Total Disbursements Authorities Available	469,954,556.46	55,084,115.91	55,084,115.91
Less: Lapsed NCA	216,428,052.74	-	-
Disbursements	253,526,503.72	40,224,262.68	40,224,262.68
Balance of Disbursements Authorities as of to date	-	14,859,853.23	14,859,853.23

COMMISSION ON AUDIT
BUREAU OF THE TREASURY

RECEIVED

BY: Fredrick Justin V. Gatchalian

DATE: FEB 28 2018 TIME:



MONTHLY REPORT OF DISBURSEMENTS
for the month of January 2018

FAR No. 4
01 (REGULAR AGENCY FUND)
CENTRAL OFFICE & REGIONAL OFFICES

Department : DEPARTMENT OF FINANCE
Agency : BUREAU OF THE TREASURY
Operating Unit : CENTRAL OFFICE & REGIONAL OFFICES
Organization Code (UACS) : 11-005-00-00000
Funding Source Code (as clustered): 01 (Regular Agency Fund)
(e.g. Old Fund Code: 101,102, 151)

PARTICULARS	TRUST LIABILITIES				GRAND TOTAL					Remarks
	PS	MOOE	CO	TOTAL	PS	MOOE	Fin. Exp	CO	TOTAL	
1	19	20	21	22=(19+20+21)	23	24	25	26	27=(23+24+25+26)	28
January										
Notice of Cash Allocation (NCA)	-	-	-	-	4,077,403.43	5,478,625.36	-	-	9,556,028.79	
MDS Checks Issued	-	-	-	-	23,727,389.99	3,942,387.99	-	-	27,669,777.98	
Advice to Debit Account	-	-	-	-	2,632,845.80	365,610.11	-	-	2,998,455.91	
Working Fund (NCA issued to BTr)	-	-	-	-	-	-	-	-	-	
Tax Remittance Advices Issued (TRA)	-	-	-	-	-	-	-	-	-	
Cash Disbursement Ceiling (CDC)	-	-	-	-	-	-	-	-	-	
Non-Cash Availment Authority (NCAA)	-	-	-	-	-	-	-	-	-	
Others (CDT, BTr Docs Stamp, etc.)	-	-	-	-	-	-	-	-	-	
Total	-	-	-	-	30,437,639.22	9,786,623.46	-	-	40,224,262.68	
February										
Notice of Cash Allocation (NCA)	-	-	-	-	-	-	-	-	-	
MDS Checks Issued	-	-	-	-	-	-	-	-	-	
Advice to Debit Account	-	-	-	-	-	-	-	-	-	
Tax Remittance Advices Issued (TRA)	-	-	-	-	-	-	-	-	-	
Cash Disbursement Ceiling (CDC)	-	-	-	-	-	-	-	-	-	
Non-Cash Availment Authority (NCAA)	-	-	-	-	-	-	-	-	-	
Others (CDT, BTr Docs Stamp, etc.)	-	-	-	-	-	-	-	-	-	
Total	-	-	-	-	-	-	-	-	-	
March										
Notice of Cash Allocation (NCA)	-	-	-	-	-	-	-	-	-	
MDS Checks Issued	-	-	-	-	-	-	-	-	-	
Advice to Debit Account	-	-	-	-	-	-	-	-	-	
Tax Remittance Advices Issued (TRA)	-	-	-	-	-	-	-	-	-	
Cash Disbursement Ceiling (CDC)	-	-	-	-	-	-	-	-	-	
Non-Cash Availment Authority (NCAA)	-	-	-	-	-	-	-	-	-	
Others (CDT, BTr Docs Stamp, etc.)	-	-	-	-	-	-	-	-	-	
Total	-	-	-	-	-	-	-	-	-	
1st Quarter										
Notice of Cash Allocation (NCA)	-	-	-	-	4,077,403.43	5,478,625.36	-	-	9,556,028.79	
MDS Checks Issued	-	-	-	-	23,727,389.99	3,942,387.99	-	-	27,669,777.98	
Advice to Debit Account	-	-	-	-	2,632,845.80	365,610.11	-	-	2,998,455.91	
Tax Remittance Advices Issued (TRA)	-	-	-	-	-	-	-	-	-	
Cash Disbursement Ceiling (CDC)	-	-	-	-	-	-	-	-	-	
Non-Cash Availment Authority (NCAA)	-	-	-	-	-	-	-	-	-	
Others (CDT, BTr Docs Stamp, etc.)	-	-	-	-	-	-	-	-	-	
GRAND TOTAL	-	-	-	-	30,437,639.22	9,786,623.46	-	-	40,224,262.68	

Total Disbursements Program (BED 3)**
Less: * Actual Disbursements
(Over)/Under spending

Previous Month (December)	This month (January)	As of Date
179,188,220.91	51,004,397.45	51,004,397.45
253,526,503.72	40,224,262.68	40,224,262.68
(74,338,282.81)	10,780,134.77	10,780,134.77

** includes NCAs for Terminal Leave Benefits & Retirement Gratuity

Certified Correct:
REYNALDO Z. DELOS SANTOS
OIC, Bureau Accounting Division

Recommended by:
MARITES B. MASARAP
OIC-Director, Accounting Service

Approved by:
ROSALIA V. DE LEON
Treasurer of the Philippines

Date: _____

Date: _____

Date: _____



MONTHLY REPORT OF DISBURSEMENTS
for the month of January 2018

Department : DEPARTMENT OF FINANCE
Agency : BUREAU OF THE TREASURY
Operating Unit : Central Office
Organization Code (UACS) : 11-005-00-00000
Funding Source Code (as clustered): 01 (Regular Agency Fund)
(e.g. Old Fund Code: 101,102, 151)

PARTICULARS	CURRENT YEAR BUDGET					PRIOR YEAR'S BUDGET											SUB-TOTAL
	PS	MOOE	Fin. Exp	CO	TOTAL	PRIOR YEAR'S ACCOUNTS PAYABLE					CURRENT YEAR'S ACCOUNTS PAYABLE (Charge Against Cont. Approp CY 2016)					TOTAL	
						PS	MOOE	Fin. Exp	CO	Sub-Total	PS	MOOE	Fin. Exp	CO	Sub-Total		
1	2	3	4	5	6= (2+ 3+4+5)	7	8	9	10	11= (7+ 8+9+10)	12	13	14	15	16= (12+ 13+14+15)	17=(11+16)	18=(6+17)
January																	
Notice of Cash Allocation (NCA)					-										-	642,910.64	6,673,070.39
MDS Checks Issued	2,058,925.41	3,971,234.34			6,030,159.75	154,335.82	488,574.82			642,910.64					-	642,910.64	6,673,070.39
Advice to Debit Account	8,668,299.07	1,471,337.86			10,139,636.93	163,832.86	228,284.15			392,117.01					-	392,117.01	10,531,753.94
Working Fund (NCA issued to BTr)															-		
Tax Remittance Advices Issued (TRA)	1,052,660.18	168,211.30			1,220,871.48	1,817.85	56,115.52			57,933.37					-	57,933.37	1,278,804.85
Cash Disbursement Ceiling (CDC)					-					-					-		
Non-Cash Availment Authority (NCAA)					-					-					-		
Others (CDT, BTr Docs Stamp, etc.)					-					-					-		
Total	11,779,884.66	5,610,783.50	-	-	17,390,668.16	319,986.53	772,974.49	-	-	1,092,961.02	-	-	-	-	-	1,092,961.02	18,483,629.18
February																	
Notice of Cash Allocation (NCA)					-										-		-
MDS Checks Issued					-					-					-		-
Advice to Debit Account					-					-					-		-
Tax Remittance Advices Issued (TRA)					-					-					-		-
Cash Disbursement Ceiling (CDC)					-					-					-		-
Non-Cash Availment Authority (NCAA)					-					-					-		-
Others (CDT, BTr Docs Stamp, etc.)					-					-					-		-
Total	-	-	-	-	-	-	-	-	-	-	-	-	-	-	-	-	-
March																	
Notice of Cash Allocation (NCA)					-												-
MDS Checks Issued					-					-					-		-
Advice to Debit Account					-					-					-		-
Tax Remittance Advices Issued (TRA)					-					-					-		-
Cash Disbursement Ceiling (CDC)					-					-					-		-
Non-Cash Availment Authority (NCAA)					-					-					-		-
Others (CDT, BTr Docs Stamp, etc.)					-					-					-		-
Total	-	-	-	-	-	-	-	-	-	-	-	-	-	-	-	-	-
1st Quarter																	
Notice of Cash Allocation (NCA)					-												-
MDS Checks Issued	2,058,925.41	3,971,234.34	-	-	6,030,159.75	154,335.82	488,574.82	-	-	642,910.64	-	-	-	-	-	642,910.64	6,673,070.39
Advice to Debit Account	8,668,299.07	1,471,337.86	-	-	10,139,636.93	163,832.86	228,284.15	-	-	392,117.01	-	-	-	-	-	392,117.01	10,531,753.94
Tax Remittance Advices Issued (TRA)	1,052,660.18	168,211.30	-	-	1,220,871.48	1,817.85	56,115.52	-	-	57,933.37	-	-	-	-	-	57,933.37	1,278,804.85
Cash Disbursement Ceiling (CDC)					-					-					-		
Non-Cash Availment Authority (NCAA)					-					-					-		
Others (CDT, BTr Docs Stamp, etc.)					-					-					-		
GRAND TOTAL	11,779,884.66	5,610,783.50	-	-	17,390,668.16	319,986.53	772,974.49	-	-	1,092,961.02	-	-	-	-	-	1,092,961.02	18,483,629.18

SUMMARY:

	Previous Report (December 2017)	This month (January 2018)	As of Date
Total Disbursement Authorities Received			
Unutilized NCA of previous month	236,388,157.69	-	
NCA	194,046,889.00	52,085,660.00	52,085,660.00
Working Fund			
TRA	18,969,855.71	1,278,804.85	1,278,804.85
CDC			
NCAA			
Others (CDT, BTr Docs Stamp, etc.)			
Less: Notice of Transfer Allocations (NTA)* issued	39,799,740.70	23,616,995.53	23,616,995.53
Total Disbursements Authorities Available	409,605,161.70	29,747,469.32	29,747,469.32
Less: Lapsed NCA**	212,952,797.05		
Disbursements	196,652,364.65	18,483,629.18	18,483,629.18
Balance of Disbursement Authorities as of to date	-	11,263,840.14	11,263,840.14

COMMISSION ON AUDIT
BUREAU OF THE TREASURY


RECEIVED

BY: Fredrick Justin V. Gatchalian
DATE: FEB 28 2018 TIME:

Department	:	DEPARTMENT OF FINANCE
Agency	:	BUREAU OF THE TREASURY
Operating Unit	:	Central Office
Organization Code (UACS)	:	11-005-00-00000
Funding Source Code (as clustered)	:	01 (Regular Agency Fund)
		(e.g. Old Fund Code: 101,102, 151)


PARTICULARS	TRUST LIABILITIES				GRAND TOTAL					Remarks
	PS	MOOE	CO	TOTAL	PS	MOOE	Fin. Exp	CO	TOTAL	
1	19	20	21	22=(19+20+21)	23	24	25	26	27=(23+24+25+26)	28
January										PS includes: TL & RG Payment in January 2018: 2,109,102.49
Notice of Cash Allocation (NCA)				-	2,213,261.23	4,459,809.16	-	-	6,673,070.39	
MDS Checks Issued				-	8,832,131.93	1,699,622.01	-	-	10,531,753.94	
Advice to Debit Account				-	-	-	-	-	-	
Working Fund (NCA issued to BTr)				-	-	-	-	-	-	
Tax Remittance Advices Issued (TRA)				-	1,054,478.03	224,326.82	-	-	1,278,804.85	
Cash Disbursement Ceiling (CDC)				-	-	-	-	-	-	
Non-Cash Availment Authority (NCAA)				-	-	-	-	-	-	
Others (CDT, BTr Docs Stamp, etc.)				-	-	-	-	-	-	
Total	-	-	-	-	12,099,871.19	6,383,757.99	-	-	18,483,629.18	
February										
Notice of Cash Allocation (NCA)				-	-	-	-	-	-	
MDS Checks Issued				-	-	-	-	-	-	
Advice to Debit Account				-	-	-	-	-	-	
Tax Remittance Advices Issued (TRA)				-	-	-	-	-	-	
Cash Disbursement Ceiling (CDC)				-	-	-	-	-	-	
Non-Cash Availment Authority (NCAA)				-	-	-	-	-	-	
Others (CDT, BTr Docs Stamp, etc.)				-	-	-	-	-	-	
Total	-	-	-	-	-	-	-	-	-	
March										
Notice of Cash Allocation (NCA)				-	-	-	-	-	-	
MDS Checks Issued				-	-	-	-	-	-	
Advice to Debit Account				-	-	-	-	-	-	
Tax Remittance Advices Issued (TRA)				-	-	-	-	-	-	
Cash Disbursement Ceiling (CDC)				-	-	-	-	-	-	
Non-Cash Availment Authority (NCAA)				-	-	-	-	-	-	
Others (CDT, BTr Docs Stamp, etc.)				-	-	-	-	-	-	
Total	-	-	-	-	-	-	-	-	-	
1st Quarter										
Notice of Cash Allocation (NCA)	-	-	-	-	2,213,261.23	4,459,809.16	-	-	6,673,070.39	
MDS Checks Issued	-	-	-	-	8,832,131.93	1,699,622.01	-	-	10,531,753.94	
Advice to Debit Account	-	-	-	-	-	-	-	-	-	
Tax Remittance Advices Issued (TRA)	-	-	-	-	1,054,478.03	224,326.82	-	-	1,278,804.85	
Cash Disbursement Ceiling (CDC)				-	-	-	-	-	-	
Non-Cash Availment Authority (NCAA)				-	-	-	-	-	-	
Others (CDT, BTr Docs Stamp, etc.)				-	-	-	-	-	-	
GRAND TOTAL	-	-	-	-	12,099,871.19	6,383,757.99	-	-	18,483,629.18	


Certified Correct:



REYNALDO Z. DE LOS SANTOS
OIC, Bureau Accounting Division

Recommended by:


MARITES B. MASARAP
OIC-Director, Accounting Service

Approved by: 
ROSALIA V. DE LEON
Treasurer of the Philippines



MONTHLY REPORT OF DISBURSEMENTS
for the month of January 2018

FAR No. 4
01 (REGULAR AGENCY FUND)
REGIONAL OFFICES

Department : DEPARTMENT OF FINANCE
Agency : BUREAU OF THE TREASURY
Operating Unit : REGIONAL OFFICES
Organization Code (UACS) : 11-005-00-00000
Funding Source Code (as clustered): 01 (Regular Agency Fund)
(e.g. Old Fund Code: 101,102, 151)

PARTICULARS	CURRENT YEAR BUDGET					PRIOR YEAR'S BUDGET											SUB-TOTAL	TRUST LIABILITIES				GRAND TOTAL					Remarks
	PS	MOOE	Fin. Exp	CO	TOTAL	PRIOR YEAR'S ACCOUNTS PAYABLE					CURRENT YEAR'S ACCOUNTS PAYABLE (Charge Against Cont. Approp CY 2016)					TOTAL		PS	MOOE	CO	TOTAL	PS	MOOE	Fin. Exp	CO	TOTAL	
						PS	MOOE	Fin. Exn	CO	Sub-Total	PS	MOOE	Fin. Exn	CO	Sub-Total												
1	2	3	4	5	6= (2+ 3+4+5)	7	8	9	10	11= (7+ 8+9+10)	12	13	14	15	16= (12+ 13+14+15)	17=(11+16)	18=(6+17)	19	20	21	22=(19+ 20+21)	23	24	25	26	27=(23+24+25+26)	28
January																											
Notice of Cash Allocation (NCA)																											
MDS Checks Issued	1,864,142.20	1,018,816.20	-	-	2,882,958.40	-	-	-	-	-	-	-	-	-	-	-	2,882,958.40	-	-	-	-	1,864,142.20	1,018,816.20	-	-	2,882,958.40	
Advice to Debit Account	14,895,258.06	2,242,765.98	-	-	17,138,024.04	-	-	-	-	-	-	-	-	-	-	-	17,138,024.04	-	-	-	-	14,895,258.06	2,242,765.98	-	-	17,138,024.04	
Working Fund (NCA issued to BTr)																											
Tax Remittance Advices Issued (TRA)	1,578,367.77	141,283.29	-	-	1,719,651.06	-	-	-	-	-	-	-	-	-	-	-	1,719,651.06	-	-	-	-	1,578,367.77	141,283.29	-	-	1,719,651.06	
Cash Disbursement Ceiling (CDC)																											
Non-Cash Availment Authority (NCAA)																											
Others (CDT, BTr Docs Stamp, etc.)																											
Total	18,337,768.03	3,402,865.47		-	21,740,633.50	-	-	-	-	-	-	-	-	-	-	-	21,740,633.50	-	-	-	-	18,337,768.03	3,402,865.47	-	-	21,740,633.50	
February																											
Notice of Cash Allocation (NCA)																											
MDS Checks Issued	-	-		-	-	-	-	-	-	-	-	-	-	-	-	-	-	-	-	-	-	-	-	-	-	-	
Advice to Debit Account	-	-		-	-	-	-	-	-	-	-	-	-	-	-	-	-	-	-	-	-	-	-	-	-	-	
Tax Remittance Advices Issued (TRA)	-	-		-	-	-	-	-	-	-	-	-	-	-	-	-	-	-	-	-	-	-	-	-	-	-	
Cash Disbursement Ceiling (CDC)																											
Non-Cash Availment Authority (NCAA)																											
Others (CDT, BTr Docs Stamp, etc.)																											
Total																											
March																											
Notice of Cash Allocation (NCA)																											
MDS Checks Issued	-	-		-	-	-	-	-	-	-	-	-	-	-	-	-	-	-	-	-	-	-	-	-	-	-	
Advice to Debit Account	-	-		-	-	-	-	-	-	-	-	-	-	-	-	-	-	-	-	-	-	-	-	-	-	-	
Tax Remittance Advices Issued (TRA)	-	-		-	-	-	-	-	-	-	-	-	-	-	-	-	-	-	-	-	-	-	-	-	-	-	
Cash Disbursement Ceiling (CDC)																											
Non-Cash Availment Authority (NCAA)																											
Others (CDT, BTr Docs Stamp, etc.)																											
Total																											
1st Quarter																											
Notice of Cash Allocation (NCA)																											
MDS Checks Issued	1,864,142.20	1,018,816.20	-	-	2,882,958.40	-	-	-	-	-	-	-	-	-	-	-	2,882,958.40	-	-	-	-	1,864,142.20	1,018,816.20	-	-	2,882,958.40	
Advice to Debit Account	14,895,258.06	2,242,765.98	-	-	17,138,024.04	-	-	-	-	-	-	-	-	-	-	-	17,138,024.04	-	-	-	-	14,895,258.06	2,242,765.98	-	-	17,138,024.04	
Tax Remittance Advices Issued (TRA)	1,578,367.77	141,283.29	-	-	1,719,651.06	-	-	-	-	-	-	-	-	-	-	-	1,719,651.06	-	-	-	-	1,578,367.77	141,283.29	-	-	1,719,651.06	
Cash Disbursement Ceiling (CDC)																											
Non-Cash Availment Authority (NCAA)																											
Others (CDT, BTr Docs Stamp, etc.)																											
GRAND TOTAL	18,337,768.03	3,402,865.47	-	-	21,740,633.50	-	-	-	-	-	-	-	-	-	-	-	21,740,633.50	-	-	-	-	18,337,768.03	3,402,865.47	-	-	21,740,633.50	

SUMMARY:

	Previous Report (December)	This month (January)	As of Date
Total Disbursement Authorities Received	14,796,907.61	-	
Unutilized NTA of previous month	39,799,740.70	23,616,995.53	23,616,995.53
NTA Working Fund	5,752,746.45	1,719,651.06	1,719,651.06
TRA	-	-	
CDC	-	-	
NCAA	-	-	
Others (CDT, BTR Docs Stamp, etc.)	-	-	
Less: Notice of Transfer Allocations (NTA)* issued	60,349,394.76	25,336,646.59	25,336,646.59
Total Disbursements Authorities Available	3,475,255.69	-	
Less: Lapsed NCA	56,874,139.07	21,740,633.50	21,740,633.50
Disbursements *	-	-	
Balance of Disbursement Authorities as of to date	-	3,596,013.09	3,596,013.09

Consolidated by:

PRECIOUS B. BUGARIN
Administrative Officer II
Date: 2-26-18

Noted by:


REYNALDO Z. DELOS SANTOS
OIC, Bureau Accounting Division
Date: 2-26-18

Recommended by:

MARITES B. MASARAP
OIC-Director, Accounting Service
Date: 2-26-18

Approved by:

ROSALIA V. DE LEON
Treasurer of the Philippines
Date: 2-26-18





Funding the Republic

**NOTICE OF CASH ALLOCATION RECEIVED - Terminal Leave & Retirement Gratuity
as of January 31, 2018**


MDS Account No: 2001-90210-6 (TL&RG)

Date	NCA NO.	UACS CODE	Amount	Remarks
01/18/18	NCA-BMB-A-18-0001427	01101101	1,436,607.00	TL Benefits of Ms. Myrna R. De Guzman
01/19/18	NCA-BMB-A-18-0001518	01101407	672,497.00	TL Benefits of Ms. Jocelyn C. Belenio & M. Aracelli M. Rillera
01/22/18	NCA-BMB-A-18-0001557	01101407	1,613,556.00	RG Benefits of Ms. Teodora S. Balayo
Total			3,722,660.00	


Certified Correct:



REYNALDO Z. DELOS SANTOS
OIC, Bureau Accounting Division

Recommended by:


MARITES B. MASARAP
OIC-Director, Accounting Service

Approved by:


ROSALIA V. DE LEON
Treasurer of the Philippines





Funding the Republic


SUMMARY OF NOTICE OF CASH ALLOCATION
as of January 31, 2018

MDS Account No: 2001-90003-1


GAA
NCA-BMB-A-18-0000466, January 5, 2018
REGULAR
RLIP

UACS CODE	JANUARY	FEBRUARY	MARCH	APRIL	MAY	JUNE	JULY	AUGUST	SEPTEMBER	OCTOBER	NOVEMBER	DECEMBER	TOTAL
01101101	45,075,000.00	65,075,000.00	72,075,000.00	88,549,000.00	179,991,000.00	128,074,000.00	155,074,000.00	167,220,000.00	149,264,000.00	135,074,000.00	173,944,000.00	145,549,000.00	1,504,964,000.00
01104102	3,288,000.00	3,288,000.00	3,288,000.00	3,288,000.00	3,288,000.00	3,287,000.00	3,287,000.00	3,287,000.00	3,287,000.00	3,287,000.00	3,287,000.00	3,287,000.00	39,449,000.00
Total (GAA)	48,363,000.00	68,363,000.00	75,363,000.00	91,837,000.00	183,279,000.00	131,361,000.00	158,361,000.00	170,507,000.00	152,551,000.00	138,361,000.00	177,231,000.00	148,836,000.00	1,544,413,000.00
Sub-Total (MDS 2001-90003-1)	48,363,000.00	68,363,000.00	75,363,000.00	91,837,000.00	183,279,000.00	131,361,000.00	158,361,000.00	170,507,000.00	152,551,000.00	138,361,000.00	177,231,000.00	177,652,204.00	1,544,413,000.00
MDS Account No: 2001-90210-6 *													
RG & RL	01101407 / 01101101	3,722,660.00											3,722,660.00
MDS Account No: 2001-90258-2													
GRANT-KFW IDF (TSA CAPACITY BUILDING)	04104161												-
MDS Account No: 2001-90234-3													
TRUST RECEIPTS	07308602												-
Sub-Total (KFW)		-	-	-	-	-	-	-	-	-	-	-	-
GRAND TOTAL		52,085,660.00	68,363,000.00	75,363,000.00	91,837,000.00	183,279,000.00	131,361,000.00	158,361,000.00	170,507,000.00	152,551,000.00	138,361,000.00	177,652,204.00	1,548,135,660.00

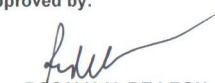
Certified Correct:



REYNALDO Z. DELOS SANTOS
OIC, Bureau Accounting Division

Recommended by:


MARITES B. MASARAP
OIC-Director, Accounting Services

Approved by:


ROSALIA V. DE LEON
Treasurer of the Philippines



GAA	TOTAL	Estimated TRA Rate	JANUARY	FEBRUARY	MARCH	APRIL	MAY	JUNE	JULY	AUGUST	SEPTEMBER	OCTOBER	NOVEMBER	DECEMBER	TOTAL
Disbursement Program per BED 3 (net of TRA)															
CURRENT YEAR															
PS (per BED 3)	463,289,000.00		27,741,000.00	27,741,000.00	27,741,000.00	30,938,000.00	52,945,000.00	61,998,000.00	27,741,000.00	61,998,000.00	30,280,000.00	27,741,000.00	56,141,000.00	30,284,000.00	463,289,000.00
Estimated TRA for PS	34,765,000.00	7%	2,081,672.27	2,081,672.27	2,081,672.27	2,321,573.73	3,972,969.19	4,652,302.28	2,081,672.27	4,652,302.28	2,272,197.70	2,081,672.27	4,212,795.61	2,272,497.86	34,765,000.00
Sub-Total (PS)	498,054,000.00		29,822,672.27	29,822,672.27	29,822,672.27	33,259,573.73	56,917,969.19	66,650,302.28	29,822,672.27	66,650,302.28	32,552,197.70	29,822,672.27	60,353,795.61	32,556,497.86	498,054,000.00
MOOE (per BED 3)	379,190,000.00		12,000,000.00	12,000,000.00	14,000,000.00	27,000,000.00	25,000,000.00	25,000,000.00	32,000,000.00	40,000,000.00	41,190,000.00	47,000,000.00	50,000,000.00	54,000,000.00	379,190,000.00
Estimated TRA for MOOE	19,957,000.00	5%	631,567.29	631,567.29	736,828.50	1,421,026.40	1,315,765.18	1,315,765.18	1,684,179.44	2,105,224.29	2,167,854.72	2,473,638.55	2,631,530.37	2,842,052.80	19,957,000.00
Sub-Total (MOOE)	399,147,000.00		12,631,567.29	12,631,567.29	14,736,828.50	28,421,026.40	26,315,765.18	26,315,765.18	33,684,179.44	42,105,224.29	43,357,854.72	49,473,638.55	52,631,530.37	56,842,052.80	399,147,000.00
FINEX (per BED 3)	665,000,000.00		5,000,000.00	25,000,000.00	30,000,000.00	30,000,000.00	75,000,000.00	75,000,000.00	80,000,000.00	80,000,000.00	80,000,000.00	60,000,000.00	65,000,000.00	60,000,000.00	665,000,000.00
Estimated TRA for FINEX	35,000,000.00	5%	263,157.89	1,315,789.47	1,578,947.37	1,578,947.37	3,947,368.42	3,947,368.42	4,210,526.32	4,210,526.32	4,210,526.32	3,157,894.74	3,421,052.63	3,157,894.74	35,000,000.00
Sub-Total (FINEX)	700,000,000.00		5,263,157.89	26,315,789.47	31,578,947.37	31,578,947.37	78,947,368.42	78,947,368.42	84,210,526.32	84,210,526.32	84,210,526.32	63,157,894.74	68,421,052.63	63,157,894.74	700,000,000.00
CO (per BED 3)	2,623,665,000.00		-	-	-	-	24,522,000.00	-	15,000,000.00	19,146,000.00	-	-	-	-	58,668,000.00
Estimated TRA for CO	138,088,000.00	5%	-	-	-	-	1,290,635.02	-	789,475.79	1,007,686.90	-	-	-	-	3,087,797.71
Sub-Total (CO)	2,761,753,000.00		-	-	-	-	25,812,635.02	-	15,789,475.79	20,153,686.90	-	-	-	-	61,755,797.71
RLIP (per BED 3)	39,449,000.00		3,287,000.00	3,287,000.00	3,287,000.00	3,287,000.00	3,287,000.00	3,287,000.00	3,287,000.00	3,287,000.00	3,287,000.00	3,287,000.00	3,287,000.00	3,292,000.00	39,449,000.00
Estimated TRA for RLIP	-	0%	-	-	-	-	-	-	-	-	-	-	-	-	-
Sub-Total (RLIP)	39,449,000.00		3,287,000.00	3,287,000.00	3,287,000.00	3,287,000.00	3,287,000.00	3,287,000.00	3,287,000.00	3,287,000.00	3,287,000.00	3,287,000.00	3,287,000.00	3,292,000.00	39,449,000.00
TOTAL Estimated TRA CY	227,810,000.00		2,976,397.45	4,029,029.03	4,397,448.14	5,321,547.49	10,526,737.82	9,915,435.88	8,765,853.81	11,975,739.79	8,650,578.73	7,713,205.55	10,265,378.61	8,272,445.39	92,809,797.71
NCA PROGRAM															
PS	502,738,000.00		31,028,000.00	31,028,000.00	31,028,000.00	34,225,000.00	56,232,000.00	65,285,000.00	31,028,000.00	65,285,000.00	33,567,000.00	31,028,000.00	59,428,000.00	33,576,000.00	502,738,000.00
TRA-PS	34,765,000.00	6%	2,081,672.27	2,081,672.27	2,081,672.27	2,321,573.73	3,972,969.19	4,652,302.28	2,081,672.27	4,652,302.28	2,272,197.70	2,081,672.27	4,212,795.61	2,272,497.86	34,765,000.00
Subtotal PS	537,503,000.00		33,109,672.27	33,109,672.27	33,109,672.27	36,546,573.73	60,204,969.19	69,937,302.28	33,109,672.27	69,937,302.28	35,839,197.70	33,109,672.27	63,640,795.61	35,848,497.86	537,503,000.00
MOOE	379,190,000.00		12,000,000.00	12,000,000.00	14,000,000.00	27,000,000.00	25,000,000.00	25,000,000.00	32,000,000.00	40,000,000.00	41,190,000.00	47,000,000.00	50,000,000.00	54,000,000.00	379,190,000.00
TRA-MOOE	19,957,000.00	5%	631,567.29	631,567.29	736,828.50	1,421,026.40	1,315,765.18	1,315,765.18	1,684,179.44	2,105,224.29	2,167,854.72	2,473,638.55	2,631,530.37	2,842,052.80	19,957,000.00
Subtotal MOOE	399,147,000.00		12,631,567.29	12,631,567.29	14,736,828.50	28,421,026.40	26,315,765.18	26,315,765.18	33,684,179.44	42,105,224.29	43,357,854.72	49,473,638.55	52,631,530.37	56,842,052.80	399,147,000.00
FINEX	665,000,000.00		5,000,000.00	25,000,000.00	30,000,000.00	30,000,000.00	75,000,000.00	75,000,000.00	80,000,000.00	80,000,000.00	80,000,000.00	60,000,000.00	65,000,000.00	60,000,000.00	665,000,000.00
TRA-FINEX	35,000,000.00	5%	263,157.89	1,315,789.47	1,578,947.37	1,578,947.37	3,947,368.42	3,947,368.42	4,210,526.32	4,210,526.32	4,210,526.32	3,157,894.74	3,421,052.63	3,157,894.74	35,000,000.00
Subtotal FINEX	700,000,000.00		5,263,157.89	26,315,789.47	31,578,947.37	31,578,947.37	78,947,368.42	78,947,368.42	84,210,526.32	84,210,526.32	84,210,526.32	63,157,894.74	68,421,052.63	63,157,894.74	700,000,000.00
CO	2,623,665,000.00		-	-	-	-	24,522,000.00	-	15,000,000.00	19,146,000.00	-	-	-	-	58,668,000.00
TRA-CO	138,088,000.00	5%	-	-	-	-	1,290,635.02	-	789,475.79	1,007,686.90	-	-	-	-	3,087,797.71
Subtotal CO	2,761,753,000.00		-	-	-	-	25,812,635.02	-	15,789,475.79	20,153,686.90	-	-	-	-	61,755,797.71
TOTAL DISBURSEMENT PROGRAM (net of TRA)	4,398,403,000.00	227,810,000.00	48,028,000.00	68,028,000.00	75,028,000.00	91,225,000.00	180,754,000.00	165,285,000.00	158,028,000.00	204,431,000.00	154,757,000.00	138,028,000.00	174,428,000.00	147,576,000.00	1,605,596,000.00
PS	537,503,000.00	34,765,000.00	31,028,000.00	31,028,000.00	31,028,000.00	34,225,000.00	56,232,000.00	65,285,000.00	31,028,000.00	65,285,000.00	33,567,000.00	31,028,000.00	59,428,000.00	33,576,000.00	502,738,000.00
MOOE	399,147,000.00	19,957,000.00	12,000,000.00	12,000,000.00	14,000,000.00	27,000,000.00	25,000,000.00	25,000,000.00	32,000,000.00	40,000,000.00	41,190,000.00	47,000,000.00	50,000,000.00	54,000,000.00	379,190,000.00
FINEX	700,000,000.00	35,000,000.00	5,000,000.00	25,000,000.00	30,000,000.00	30,000,000.00	75,000,000.00	75,000,000.00	80,000,000.00	80,000,000.00	80,000,000.00	60,000,000.00	65,000,000.00	60,000,000.00	665,000,000.00
CO	2,761,753,000.00	138,088,000.00	-	-	-	-	24,522,000.00	-	15,000,000.00	19,146,000.00	-	-	-	-	58,668,000.00
Estimated TRA			2,976,397.45	4,029,029.03	4,397,448.14	5,321,547.49	10,526,737.82	9,915,435.88	8,765,853.81	11,975,739.79	8,650,578.73	7,713,205.55	10,265,378.61	8,272,445.39	92,809,797.71
TOTAL DISBURSEMENT PROGRAM with estimated of TRA			51,004,397.45	72,057,029.03	79,425,448.14	96,546,547.49	191,280,737.82	175,200,435.88	166,793,853.81	216,406,739.79	163,407,578.73	145,741,205.55	184,693,378.61	155,848,445.39	1,698,405,797.71

COMMISSION ON AUDIT
BUREAU OF THE TREASURY

RECEIVED

BY: Fredrick Justin V. Gatchalian

DATE: 28 2018

TIME: