



Funding the Republic

MONTHLY REPORT OF DISBURSEMENTS
for the month of June 2018

Appendix 23
FAR No. 4
ALL FUNDS
CENTRAL OFFICE & REGIONAL OFFICES

Department : DEPARTMENT OF FINANCE
Agency : BUREAU OF THE TREASURY
Operating Unit : CENTRAL OFFICE & REGIONAL OFFICES
Organization Code (UACS) : 11-005-00-00000
Funding Source Code (as clustered): ALL FUNDS
(e.g. Old Fund Code: 101,102, 151)

PARTICULARS	CURRENT YEAR BUDGET					PRIOR YEAR'S BUDGET												SUB-TOTAL
	PS	MOOE	Fin. Exp	CO	TOTAL	PRIOR YEAR'S ACCOUNTS PAYABLE					CURRENT YEAR'S ACCOUNTS PAYABLE (Charged Against Cont. Approp CY 2017)					TOTAL		
						PS	MOOE	Fin. Exp	CO	Sub-Total 11=(7+8+9+10)	PS	MOOE	Fin. Exp	CO	Sub-Total 16=(12+13+14+15)			
1	2	3	4	5	6=(2+ 3+4+5)	7	8	9	10	11=(7+8+9+10)	12	13	14	15	16=(12+13+14+15)	17=(11+16)	18=(6+17)	
April																		
Notice of Cash Allocation (NCA)																		
MDS Checks Issued	7,988,006.05	15,932,411.79	-	28,392.85	23,948,810.69	-	445,099.70	-	-	445,099.70	-	-	-	-	-	445,099.70	24,393,910.39	
Advice to Debit Account	27,989,704.85	6,477,450.64	14,648,273.40	-	49,115,428.89	-	6,046,036.10	62,489.70	-	6,108,525.80	-	-	-	-	-	6,108,525.80	55,223,954.69	
Working Fund (NCA issued to BTr)	-	-	-	-	-	-	-	-	-	-	-	-	-	-	-	-	-	
Tax Remittance Advices Issued (TRA)	2,868,349.18	391,796.38	1,448,886.60	1,607.15	4,710,639.31	-	433,153.98	6,180.30	-	439,334.28	-	-	-	-	-	439,334.28	5,149,973.59	
Cash Disbursement Ceiling (CDC)	-	-	-	-	-	-	-	-	-	-	-	-	-	-	-	-	-	
Non-Cash Availment Authority (NCAA)	-	-	-	-	-	-	-	-	-	-	-	-	-	-	-	-	-	
Others (CDT, BTr Docs Stamp, etc.)	-	-	-	-	-	-	-	-	-	-	-	-	-	-	-	-	-	
Total	38,846,060.08	22,801,658.81	16,097,160.00	30,000.00	77,774,878.89	-	6,924,289.78	68,670.00	-	6,992,959.78	-	-	-	-	-	6,992,959.78	84,767,838.67	
May																		
Notice of Cash Allocation (NCA)																		
MDS Checks Issued	8,516,307.13	6,924,336.42	-	82,326.98	15,522,970.53	-	110,640.00	-	-	110,640.00	-	-	-	-	-	110,640.00	15,633,610.53	
Advice to Debit Account	49,422,304.80	12,556,589.82	43,897,529.30	-	105,876,423.92	-	1,710,237.04	-	11,454,256.50	13,164,493.54	-	-	-	-	-	13,164,493.54	119,040,917.46	
Tax Remittance Advices Issued (TRA)	2,736,598.06	751,574.10	4,341,710.70	4,660.02	7,834,542.88	-	121,217.73	-	588,524.23	709,741.96	-	-	-	-	-	709,741.96	8,544,284.84	
Cash Disbursement Ceiling (CDC)	-	-	-	-	-	-	-	-	-	-	-	-	-	-	-	-	-	
Non-Cash Availment Authority (NCAA)	-	-	-	-	-	-	-	-	-	-	-	-	-	-	-	-	-	
Others (CDT, BTr Docs Stamp, etc.)	-	-	-	-	-	-	-	-	-	-	-	-	-	-	-	-	-	
Total	60,675,209.99	20,232,500.34	48,239,240.00	86,987.00	129,233,937.33	-	1,942,094.77	-	12,042,780.73	13,984,875.50	-	-	-	-	-	13,984,875.50	143,218,812.83	
June																		
Notice of Cash Allocation (NCA)																		
MDS Checks Issued	9,779,654.89	5,681,121.67	-	869,856.47	16,330,633.03	12,458.00	10,263,436.99	-	-	10,275,894.99	-	-	-	-	-	10,275,894.99	26,606,528.02	
Advice to Debit Account	25,293,969.87	10,641,291.39	115,706,928.10	405,507.14	152,047,696.50	-	2,071,254.39	1,751,320.65	-	3,822,575.04	-	-	-	-	-	3,822,575.04	155,870,271.54	
Tax Remittance Advices Issued (TRA)	2,622,035.13	795,586.02	11,444,391.90	71,129.66	14,933,142.71	-	820,098.55	99,131.35	-	919,229.90	-	-	-	-	-	919,229.90	15,852,372.61	
Cash Disbursement Ceiling (CDC)	-	-	-	-	-	-	-	-	-	-	-	-	-	-	-	-	-	
Non-Cash Availment Authority (NCAA)	-	-	-	-	-	-	-	-	-	-	-	-	-	-	-	-	-	
Others (CDT, BTr Docs Stamp, etc.)	-	-	-	-	-	-	-	-	-	-	-	-	-	-	-	-	-	
Total	37,695,659.89	17,117,999.08	127,151,320.00	1,346,493.27	183,311,472.24	12,458.00	13,154,789.93	1,850,452.00	-	15,017,699.93	-	-	-	-	-	15,017,699.93	198,329,172.17	
2nd Quarter																		
Notice of Cash Allocation (NCA)																		
MDS Checks Issued	26,283,968.07	28,537,869.88	-	980,576.30	55,802,414.25	12,458.00	10,819,176.69	-	-	10,831,634.69	-	-	-	-	-	10,831,634.69	66,634,048.94	
Advice to Debit Account	102,705,979.52	29,675,331.85	174,252,730.80	405,507.14	307,039,549.31	-	9,827,527.53	1,813,810.35	11,454,256.50	23,095,594.38	-	-	-	-	-	23,095,594.38	330,135,143.69	
Tax Remittance Advices Issued (TRA)	8,226,982.37	1,938,956.50	17,234,989.20	77,396.83	27,478,324.90	-	1,374,470.26	105,311.65	588,524.23	2,068,306.14	-	-	-	-	-	2,068,306.14	29,546,631.04	
Cash Disbursement Ceiling (CDC)	-	-	-	-	-	-	-	-	-	-	-	-	-	-	-	-	-	
Non-Cash Availment Authority (NCAA)	-	-	-	-	-	-	-	-	-	-	-	-	-	-	-	-	-	
Others (CDT, BTr Docs Stamp, etc.)	-	-	-	-	-	-	-	-	-	-	-	-	-	-	-	-	-	
GRAND TOTAL	137,216,929.96	60,152,158.23	191,487,720.00	1,463,480.27	390,320,288.46	12,458.00	22,021,174.48	1,919,122.00	12,042,780.73	35,995,535.21	-	-	-	-	-	35,995,535.21	426,315,823.67	

SUMMARY:

	Previous Report (May)	This month (June)	As of Date
Total Disbursement Authorities Received			
Unutilized NCA of previous month	16,266,547.54	66,310,975.55	
NCA	184,718,956.00	131,461,000.00	805,704,739.00
Working Fund	-	-	-
TRA	8,544,284.84	15,852,372.61	54,302,335.19
CDC	-	-	-
NCAA	-	-	-
Others (CDT, BTr Docs Stamp, etc.)	-	-	-
Less: Notice of Transfer Allocations (NTA)* issued	-	-	-
Total Disbursements Authorities Available	209,529,788.38	213,624,348.16	860,007,074.19
Less: Lapsed NCA	-	15,295,170.26	20,712,554.27
Disbursements	143,218,812.83	198,329,172.17	839,294,514.19
Balance of Disbursements Authorities as of to date	66,310,975.55	5.73	5.73



Funding the Republic

MONTHLY REPORT OF DISBURSEMENTS
for the month of June 2018

Appendix 23
FAR No. 4
ALL FUNDS
CENTRAL OFFICE & REGIONAL OFFICES

Department : DEPARTMENT OF FINANCE
Agency : BUREAU OF THE TREASURY
Operating Unit : CENTRAL OFFICE & REGIONAL OFFICES
Organization Code (UACS) : 11-005-00-00000
Funding Source Code (as clustered) : ALL FUNDS
(e.g. Old Fund Code: 101,102, 151)

PARTICULARS	TRUST LIABILITIES				GRAND TOTAL					Remarks
	PS	MOOE	CO	TOTAL	PS	MOOE	Fin. Exp	CO	TOTAL	
1	19	20	21	22=(19+20+21)	23	24	25	26	27=(23+24+25+26)	28
April										
Notice of Cash Allocation (NCA)										
MDS Checks Issued	-	-	-	-	7,988,006.05	16,377,511.49	-	28,392.85	24,393,910.39	
Advice to Debit Account	-	-	-	-	27,989,704.85	12,523,486.74	14,710,763.10	-	55,223,954.69	
Working Fund (NCA issued to BTr)										
Tax Remittance Advices Issued (TRA)	-	-	-	-	2,868,349.18	824,950.36	1,455,066.90	1,607.15	5,149,973.59	
Cash Disbursement Ceiling (CDC)					-	-	-	-	-	
Non-Cash Availment Authority (NCAA)					-	-	-	-	-	
Others (CDT, BTr Docs Stamp, etc.)					-	-	-	-	-	
Total	-	-	-	-	38,846,060.08	29,725,948.59	16,165,830.00	30,000.00	84,767,838.67	
May										
Notice of Cash Allocation (NCA)										
MDS Checks Issued	-	-	-	-	8,516,307.13	7,034,976.42	-	82,326.98	15,633,610.53	
Advice to Debit Account	-	-	-	-	49,422,304.80	14,266,826.86	43,897,529.30	11,454,256.50	119,040,917.46	
Tax Remittance Advices Issued (TRA)	-	-	-	-	2,736,598.06	872,791.83	4,341,710.70	593,184.25	8,544,284.84	
Cash Disbursement Ceiling (CDC)					-	-	-	-	-	
Non-Cash Availment Authority (NCAA)					-	-	-	-	-	
Others (CDT, BTr Docs Stamp, etc.)					-	-	-	-	-	
Total					60,675,209.99	22,174,595.11	48,239,240.00	12,129,767.73	143,218,812.83	
June										
Notice of Cash Allocation (NCA)										
MDS Checks Issued	-	-	-	-	9,792,112.89	15,944,558.66	-	869,856.47	26,606,528.02	
Advice to Debit Account	-	-	-	-	25,293,969.87	12,712,545.78	117,458,248.75	405,507.14	155,870,271.54	
Tax Remittance Advices Issued (TRA)	-	-	-	-	2,622,035.13	1,615,684.57	11,543,523.25	71,129.66	15,852,372.61	
Cash Disbursement Ceiling (CDC)					-	-	-	-	-	
Non-Cash Availment Authority (NCAA)					-	-	-	-	-	
Others (CDT, BTr Docs Stamp, etc.)					-	-	-	-	-	
Total					37,708,117.89	30,272,789.01	129,001,772.00	1,346,493.27	198,329,172.17	
2nd Quarter										
Notice of Cash Allocation (NCA)										
MDS Checks Issued	-	-	-	-	26,296,426.07	39,357,046.57	-	980,576.30	66,634,048.94	
Advice to Debit Account	-	-	-	-	102,705,979.52	39,502,859.38	176,066,541.15	11,859,763.64	330,135,143.69	
Tax Remittance Advices Issued (TRA)	-	-	-	-	8,226,982.37	3,313,426.76	17,340,300.85	665,921.06	29,546,631.04	
Cash Disbursement Ceiling (CDC)					-	-	-	-	-	
Non-Cash Availment Authority (NCAA)					-	-	-	-	-	
Others (CDT, BTr Docs Stamp, etc.)					-	-	-	-	-	
GRAND TOTAL					137,229,387.96	82,173,332.71	193,406,842.00	13,506,261.00	426,315,823.67	

Total Disbursements Program (BED 3)**
Less: * Actual Disbursements
(Over)/Under spending

** includes NCAs for Terminal Leave Benefits & Retirement Gratuity

Certified Correct:

REYNALDO Z. DELOS SANTOS
OIC, Bureau Accounting Division

Date:

Recommended by:

MARITES B. MASARAP
OIC-Director, Accounting Service

Date:

Approved by:

SHARON P. ALMANZA
Deputy Treasurer of the Philippines

Date:

Previous month (May)	This month (June)	As of Date
191,280,737.82	175,200,435.88	665,514,594.83
143,218,812.83	198,329,172.17	839,294,514.19
48,061,924.99	(23,128,736.29)	(173,779,918.33)

COMMISSION ON AUDIT
BUREAU OF THE TREASURY

RECEIVED

BY: Fredrick Justin Y. Gatchalian

DATE: JUL 25 2018

TIME: 4:15 PM



MONTHLY REPORT OF DISBURSEMENTS
for the month of June 2018

FAR No. 4
01 (REGULAR AGENCY FUND)
CENTRAL OFFICE & REGIONAL OFFICES

Department : DEPARTMENT OF FINANCE
Agency : BUREAU OF THE TREASURY
Operating Unit : CENTRAL OFFICE & REGIONAL OFFICES
Organization Code (UACS) : 11-005-00-00000
Funding Source Code (as clustered): 01 (Regular Agency Fund)
(e.g. Old Fund Code: 101,102, 151)

PARTICULARS	CURRENT YEAR BUDGET					PRIOR YEAR'S BUDGET											SUB-TOTAL
	PS	MOOE	Fin. Exp	CO	TOTAL	PRIOR YEAR'S ACCOUNTS PAYABLE					CURRENT YEAR'S ACCOUNTS PAYABLE (Charged Against Cont. Approp CY 2017)					TOTAL	
						PS	MOOE	Fin. Exp	CO	Sub-Total	PS	MOOE	Fin. Exp	CO	Sub-Total		
1	2	3	4	5	6= (2+ 3+4+5)	7	8	9	10	11= (7+ 8+9+10)	12	13	14	15	16= (12+ 13+14+15)	17=(11+16)	18=(6+17)
April																	
Notice of Cash Allocation (NCA)																	
MDS Checks Issued	7,988,006.05	15,090,682.38	-	28,392.85	23,107,081.28	-	445,099.70	-	-	445,099.70	-	-	-	-	-	445,099.70	23,552,180.98
Advice to Debit Account	27,989,704.85	6,477,450.64	14,648,273.40	-	49,115,428.89	-	6,046,036.10	62,489.70	-	6,108,525.80	-	-	-	-	-	6,108,525.80	55,223,954.69
Working Fund (NCA issued to BTr)						-	-	-	-	-	-	-	-	-	-	-	-
Tax Remittance Advices Issued (TRA)	2,868,349.18	391,796.38	1,448,886.60	1,607.15	4,710,639.31	-	433,153.98	6,180.30	-	439,334.28	-	-	-	-	-	439,334.28	5,149,973.59
Cash Disbursement Ceiling (CDC)																-	-
Non-Cash Availment Authority (NCAA)																-	-
Others (CDT, BTr Docs Stamp, etc.)																-	-
Total	38,846,060.08	21,959,929.40	16,097,160.00	30,000.00	76,933,149.48	-	6,924,289.78	68,670.00	-	6,992,959.78	-	-	-	-	-	6,992,959.78	83,926,109.26
May																	
Notice of Cash Allocation (NCA)																	
MDS Checks Issued	8,516,307.13	6,924,336.42	-	82,326.98	15,522,970.53	-	110,640.00	-	-	110,640.00	-	-	-	-	-	110,640.00	15,633,610.53
Advice to Debit Account	49,422,304.80	12,556,589.82	43,897,529.30	-	105,876,423.92	-	1,710,237.04	-	11,454,256.50	13,164,493.54	-	-	-	-	-	13,164,493.54	119,040,917.46
Tax Remittance Advices Issued (TRA)	2,736,598.06	751,574.10	4,341,710.70	4,660.02	7,834,542.88	-	121,217.73	-	588,524.23	709,741.96	-	-	-	-	-	709,741.96	8,544,284.84
Cash Disbursement Ceiling (CDC)																-	-
Non-Cash Availment Authority (NCAA)																-	-
Others (CDT, BTr Docs Stamp, etc.)																-	-
Total	60,675,209.99	20,232,500.34	48,239,240.00	86,987.00	129,233,937.33	-	1,942,094.77	-	12,042,780.73	13,984,875.50	-	-	-	-	-	13,984,875.50	143,218,812.83
June																	
Notice of Cash Allocation (NCA)																	
MDS Checks Issued	9,779,654.89	5,369,256.32	-	869,856.47	16,018,767.68	12,458.00	10,263,436.99	-	-	10,275,894.99	-	-	-	-	-	10,275,894.99	26,294,662.67
Advice to Debit Account	25,293,969.87	10,641,291.39	115,706,928.10	405,507.14	152,047,696.50	-	2,071,254.39	1,751,320.65	-	3,822,575.04	-	-	-	-	-	3,822,575.04	155,870,271.54
Tax Remittance Advices Issued (TRA)	2,622,035.13	795,586.02	11,444,391.90	71,129.66	14,933,142.71	-	820,098.55	99,131.35	-	919,229.90	-	-	-	-	-	919,229.90	15,852,372.61
Cash Disbursement Ceiling (CDC)																-	-
Non-Cash Availment Authority (NCAA)																-	-
Others (CDT, BTr Docs Stamp, etc.)																-	-
Total	37,695,659.89	16,806,133.73	127,151,320.00	1,346,493.27	182,999,606.89	12,458.00	13,154,789.93	1,850,452.00	-	15,017,699.93	-	-	-	-	-	15,017,699.93	198,017,306.82
2nd Quarter																	
Notice of Cash Allocation (NCA)																	
MDS Checks Issued	26,283,968.07	27,384,275.12	-	980,576.30	54,648,819.49	12,458.00	10,819,176.69	-	-	10,831,634.69	-	-	-	-	-	10,831,634.69	65,480,454.18
Advice to Debit Account	102,705,979.52	29,675,331.85	174,252,730.80	405,507.14	307,039,549.31	-	9,827,527.53	1,813,810.35	11,454,256.50	23,095,594.38	-	-	-	-	-	23,095,594.38	330,135,143.69
Tax Remittance Advices Issued (TRA)	8,226,982.37	1,938,956.50	17,234,989.20	77,396.83	27,478,324.90	-	1,374,470.26	105,311.65	588,524.23	2,068,306.14	-	-	-	-	-	2,068,306.14	29,546,631.04
Cash Disbursement Ceiling (CDC)																-	-
Non-Cash Availment Authority (NCAA)																-	-
Others (CDT, BTr Docs Stamp, etc.)																-	-
GRAND TOTAL	137,216,929.96	58,998,563.47	191,487,720.00	1,463,480.27	389,166,693.70	12,458.00	22,021,174.48	1,919,122.00	12,042,780.73	35,995,535.21	-	-	-	-	-	35,995,535.21	425,162,228.91

SUMMARY:

	Previous Report (May)	This month (June)	As of Date
Total Disbursement Authorities Received			
Unutilized NCA of previous month	16,158,276.95	66,002,704.96	
NCA	184,518,956.00	131,361,000.00	804,454,739.00
Working Fund	-	-	-
TRA	8,544,284.84	15,852,372.61	54,302,335.19
CDC			
NCAA			
Others (CDT, BTr Docs Stamp, etc.)			
Less: Notice of Transfer Allocations (NTA)* issued			
Total Disbursements Authorities Available	209,221,517.79	213,216,077.57	858,757,074.19
Less: Lapsed NCA	-	15,198,765.02	20,616,149.03
Disbursements	143,218,812.83	198,017,306.82	838,140,919.43
Balance of Disbursements Authorities as of to date	66,002,704.96	5.73	5.73



MONTHLY REPORT OF DISBURSEMENTS
for the month of June 2018

FAR No. 4
01 (REGULAR AGENCY FUND)
CENTRAL OFFICE & REGIONAL OFFICES

Department : DEPARTMENT OF FINANCE
Agency : BUREAU OF THE TREASURY
Operating Unit : CENTRAL OFFICE & REGIONAL OFFICES
Organization Code (UACS) : 11-005-00-00000
Funding Source Code (as clustered): 01 (Regular Agency Fund)
(e.g. Old Fund Code: 101,102, 151)

PARTICULARS	TRUST LIABILITIES				GRAND TOTAL					Remarks
	PS	MOOE	CO	TOTAL	PS	MOOE	Fin. Exp	CO	TOTAL	
1	19	20	21	22=(19+20+21)	23	24	25	26	27=(23+24+25+26)	28
April										
Notice of Cash Allocation (NCA)										
MDS Checks Issued	-	-	-	-	7,988,006.05	15,535,782.08	-	28,392.85	23,552,180.98	
Advice to Debit Account	-	-	-	-	27,989,704.85	12,523,486.74	14,710,763.10	-	55,223,954.69	
Working Fund (NCA issued to BTr)										
Tax Remittance Advices Issued (TRA)	-	-	-	-	2,868,349.18	824,950.36	1,455,066.90	1,607.15	5,149,973.59	
Cash Disbursement Ceiling (CDC)					-	-	-	-	-	
Non-Cash Availment Authority (NCAA)					-	-	-	-	-	
Others (CDT, BTr Docs Stamp, etc.)					-	-	-	-	-	
Total	-	-	-	-	38,846,060.08	28,884,219.18	16,165,830.00	30,000.00	83,926,109.26	
May										
Notice of Cash Allocation (NCA)										
MDS Checks Issued	-	-	-	-	8,516,307.13	7,034,976.42	-	82,326.98	15,633,610.53	
Advice to Debit Account	-	-	-	-	49,422,304.80	14,266,826.86	43,897,529.30	11,454,256.50	119,040,917.46	
Tax Remittance Advices Issued (TRA)	-	-	-	-	2,736,598.06	872,791.83	4,341,710.70	593,184.25	8,544,284.84	
Cash Disbursement Ceiling (CDC)					-	-	-	-	-	
Non-Cash Availment Authority (NCAA)					-	-	-	-	-	
Others (CDT, BTr Docs Stamp, etc.)					-	-	-	-	-	
Total	-	-	-	-	60,675,209.99	22,174,595.11	48,239,240.00	12,129,767.73	143,218,812.83	
June										
Notice of Cash Allocation (NCA)										
MDS Checks Issued	-	-	-	-	9,792,112.89	15,632,693.31	-	869,856.47	26,294,662.67	
Advice to Debit Account	-	-	-	-	25,293,969.87	12,712,545.78	117,458,248.75	405,507.14	155,870,271.54	
Tax Remittance Advices Issued (TRA)	-	-	-	-	2,622,035.13	1,615,684.57	11,543,523.25	71,129.66	15,852,372.61	
Cash Disbursement Ceiling (CDC)					-	-	-	-	-	
Non-Cash Availment Authority (NCAA)					-	-	-	-	-	
Others (CDT, BTr Docs Stamp, etc.)					-	-	-	-	-	
Total	-	-	-	-	37,708,117.89	29,960,923.66	129,001,772.00	1,346,493.27	198,017,306.82	
2nd Quarter										
Notice of Cash Allocation (NCA)										
MDS Checks Issued	-	-	-	-	26,296,426.07	38,203,451.81	-	980,576.30	65,480,454.18	
Advice to Debit Account	-	-	-	-	102,705,979.52	39,502,859.38	176,066,541.15	11,859,763.64	330,135,143.69	
Tax Remittance Advices Issued (TRA)	-	-	-	-	8,226,982.37	3,313,426.76	17,340,300.85	665,921.06	29,546,631.04	
Cash Disbursement Ceiling (CDC)					-	-	-	-	-	
Non-Cash Availment Authority (NCAA)					-	-	-	-	-	
Others (CDT, BTr Docs Stamp, etc.)					-	-	-	-	-	
Total	-	-	-	-	137,229,387.96	81,019,737.95	193,406,842.00	13,506,261.00	425,162,228.91	
GRAND TOTAL	-	-	-	-	137,229,387.96	81,019,737.95	193,406,842.00	13,506,261.00	425,162,228.91	

Total Disbursements Program (BED 3)**
Less: * Actual Disbursements
(Over)/Under spending

Previous Month (May)	This month (June)	As of Date
191,280,737.82	175,200,435.88	665,514,595.83
143,218,812.83	198,017,306.82	838,140,919.43
48,061,924.99	(22,816,870.94)	(172,626,323.60)

** includes NCAs for Terminal Leave Benefits & Retirement Gratuity

Certified Correct:

REYNALDO Z. DELOS SANTOS
OIC, Bureau Accounting Division

Date: _____

Recommended by:


MARITES B. MASARAP
OIC-Director, Accounting Service

Date: _____

Approved by:

SHARON P. ALMANZA
Deputy Treasurer of the Philippines

Date: _____





MONTHLY REPORT OF DISBURSEMENTS
for the month of June 2018

Appendix 23
FAR No. 4
ALL FUNDS
CENTRAL OFFICE

Department : DEPARTMENT OF FINANCE
Agency : BUREAU OF THE TREASURY
Operating Unit : CENTRAL OFFICE
Organization Code (UACS) : 11-005-00-00000
Funding Source Code (as clustered): ALL FUNDS

PARTICULARS	CURRENT YEAR BUDGET					PRIOR YEAR'S BUDGET											SUB-TOTAL
	PS	MOOE	Fin. Exp	CO	TOTAL	PRIOR YEAR'S ACCOUNTS PAYABLE					CURRENT YEAR'S ACCOUNTS PAYABLE (Charged Against Cont. Approp CY 2017)					TOTAL	
						PS	MOOE	Fin. Exp	CO	Sub-Total	PS	MOOE	Fin. Exp	CO	Sub-Total		
1	2	3	4	5	6=(2+ 3+4+5)	7	8	9	10	11=(7+ 8+9+10)	12	13	14	15	16=(12+ 13+14+15)	17=(11+16)	18=(6+17)
April																	
Notice of Cash Allocation (NCA)																	
MDS Checks Issued	5,984,084.20	14,423,252.60	-	-	20,407,336.80	-	445,099.70	-	-	445,099.70	-	-	-	-	-	445,099.70	20,852,436.50
Advice to Debit Account	13,141,224.08	3,691,410.05	14,648,273.40	-	31,480,907.53	-	6,046,036.10	62,489.70	-	6,108,525.80	-	-	-	-	-	6,108,525.80	37,589,433.33
Working Fund (NCA issued to BTr)																	
Tax Remittance Advices Issued (TRA)	1,343,983.67	240,817.16	1,448,886.60	-	3,033,687.43	-	433,153.98	6,180.30	-	439,334.28	-	-	-	-	-	439,334.28	3,473,021.71
Cash Disbursement Ceiling (CDC)																	
Non-Cash Availment Authority (NCAA)																	
Others (CDT, BTr Docs Stamp, etc.)																	
Total	20,469,291.95	18,355,479.81	16,097,160.00		54,921,931.76	-	6,924,289.78	68,670.00	-	6,992,959.78	-	-	-	-	-	6,992,959.78	61,914,891.54
May																	
Notice of Cash Allocation (NCA)																	
MDS Checks Issued	4,982,265.81	5,381,828.49	-	-	10,364,094.30	-	110,640.00	-	-	110,640.00	-	-	-	-	-	110,640.00	10,474,734.30
Advice to Debit Account	19,394,981.42	8,942,956.05	43,897,529.30	-	72,235,466.77	-	1,705,485.02	-	11,454,256.50	13,159,741.52	-	-	-	-	-	13,159,741.52	85,395,208.29
Tax Remittance Advices Issued (TRA)	1,192,379.39	563,318.07	4,341,710.70	-	6,097,408.16	-	121,217.73	-	588,524.23	709,741.96	-	-	-	-	-	709,741.96	6,807,150.12
Cash Disbursement Ceiling (CDC)																	
Non-Cash Availment Authority (NCAA)																	
Others (CDT, BTr Docs Stamp, etc.)																	
Total	25,569,626.62	14,888,102.61	48,239,240.00	-	88,696,969.23	-	1,937,342.75	-	12,042,780.73	13,980,123.48	-	-	-	-	-	13,980,123.48	102,677,092.71
June																	
Notice of Cash Allocation (NCA)																	
MDS Checks Issued	7,759,750.81	2,007,052.91	-	25,740.00	9,792,543.72	12,458.00	10,258,894.14	-	-	10,271,352.14	-	-	-	-	-	10,271,352.14	20,063,895.86
Advice to Debit Account	9,930,888.50	6,311,115.75	115,706,928.10	-	131,948,932.35	-	2,071,254.39	1,751,320.65	-	3,822,575.04	-	-	-	-	-	3,822,575.04	135,771,507.39
Tax Remittance Advices Issued (TRA)	1,146,558.43	487,753.39	11,444,391.90	-	13,078,703.72	-	820,098.55	99,131.35	-	919,229.90	-	-	-	-	-	919,229.90	13,997,933.62
Cash Disbursement Ceiling (CDC)																	
Non-Cash Availment Authority (NCAA)																	
Others (CDT, BTr Docs Stamp, etc.)																	
Total	18,837,197.74	8,805,922.05	127,151,320.00	25,740.00	154,820,179.79	12,458.00	13,150,247.08	1,850,452.00	-	15,013,157.08	-	-	-	-	-	15,013,157.08	169,833,336.87
2nd Quarter																	
Notice of Cash Allocation (NCA)																	
MDS Checks Issued	18,726,100.82	21,812,134.00	-	25,740.00	40,563,974.82	12,458.00	10,814,633.84	-	-	10,827,091.84	-	-	-	-	-	10,827,091.84	51,391,066.66
Advice to Debit Account	42,467,094.00	18,945,481.85	174,252,730.80	-	235,665,306.65	-	9,822,775.51	1,813,810.35	11,454,256.50	23,090,842.36	-	-	-	-	-	23,090,842.36	258,756,149.01
Tax Remittance Advices Issued (TRA)	3,682,921.49	1,291,888.62	17,234,989.20	-	22,209,799.31	-	1,374,470.26	105,311.65	588,524.23	2,068,306.14	-	-	-	-	-	2,068,306.14	24,278,105.45
Cash Disbursement Ceiling (CDC)																	
Non-Cash Availment Authority (NCAA)																	
Others (CDT, BTr Docs Stamp, etc.)																	
GRAND TOTAL	64,876,116.31	42,049,504.47	191,487,720.00	25,740.00	298,439,080.78	12,458.00	22,011,879.61	1,919,122.00	12,042,780.73	35,986,240.34	-	-	-	-	-	35,986,240.34	334,425,321.12

SUMMARY:

	Previous Report (May)	This month (June)	As of Date
Total Disbursement Authorities Received			
Unutilized NCA of previous month	13,685,659.43	62,987,532.57	
NCA	184,718,956.00	131,461,000.00	805,704,739.00
Working Fund	-	-	-
TRA	6,807,150.12	13,997,933.62	43,670,669.67
CDC	-	-	-
NCAA	-	-	-
Others (CDT, BTr Docs Stamp, etc.)	-	-	-
Less: Notice of Transfer Allocations (NTA)* issued	39,547,140.27	24,442,989.49	160,954,469.94
Total Disbursements Authorities Available	165,664,625.28	184,003,476.70	688,420,938.73
Less: Lapsed NCA	-	14,170,134.10	17,965,261.14
Disbursements	102,677,092.71	169,833,336.87	670,455,671.86
Balance of Disbursement Authorities as of to date	62,987,532.57	5.73	5.73



Funding the Republic

MONTHLY REPORT OF DISBURSEMENTS
for the month of June 2018

Appendix 23
FAR No. 4
ALL FUNDS
CENTRAL OFFICE

Department : DEPARTMENT OF FINANCE
Agency : BUREAU OF THE TREASURY
Operating Unit : CENTRAL OFFICE
Organization Code (UACS) : 11-005-00-00000
Funding Source Code (as clustered) : ALL FUNDS

PARTICULARS	TRUST LIABILITIES				GRAND TOTAL					Remarks
	PS	MOOE	CO	TOTAL	PS	MOOE	Fin. Exp	CO	TOTAL	
1	19	20	21	22=(19+20+21)	23	24	25	26	27=(23+24+25+26)	28
April										
Notice of Cash Allocation (NCA)										
MDS Checks Issued	-	-	-	-	5,984,084.20	14,868,352.30	-	-	20,852,436.50	
Advice to Debit Account	-	-	-	-	13,141,224.08	9,737,446.15	14,710,763.10	-	37,589,433.33	
Working Fund (NCA issued to BTr)										
Tax Remittance Advices Issued (TRA)	-	-	-	-	1,343,983.67	673,971.14	1,455,066.90	-	3,473,021.71	
Cash Disbursement Ceiling (CDC)	-	-	-	-	-	-	-	-	-	
Non-Cash Availment Authority (NCAA)	-	-	-	-	-	-	-	-	-	
Others (CDT, BTr Docs Stamp, etc.)	-	-	-	-	-	-	-	-	-	
Total	-	-	-	-	20,469,291.95	25,279,769.59	16,165,830.00	-	61,914,891.54	
May										
Notice of Cash Allocation (NCA)										
MDS Checks Issued	-	-	-	-	4,982,265.81	5,492,468.49	-	-	10,474,734.30	
Advice to Debit Account	-	-	-	-	19,394,981.42	10,648,441.07	43,897,529.30	11,454,256.50	85,395,208.29	
Tax Remittance Advices Issued (TRA)	-	-	-	-	1,192,379.39	684,535.80	4,341,710.70	588,524.23	6,807,150.12	
Cash Disbursement Ceiling (CDC)	-	-	-	-	-	-	-	-	-	
Non-Cash Availment Authority (NCAA)	-	-	-	-	-	-	-	-	-	
Others (CDT, BTr Docs Stamp, etc.)	-	-	-	-	-	-	-	-	-	
Total	-	-	-	-	25,569,626.62	16,825,445.36	48,239,240.00	12,042,780.73	102,677,092.71	
June										
Notice of Cash Allocation (NCA)										
MDS Checks Issued	-	-	-	-	7,772,208.81	12,265,947.05	-	-	20,063,895.86	
Advice to Debit Account	-	-	-	-	9,930,888.50	8,382,370.14	117,458,248.75	25,740.00	135,771,507.39	
Tax Remittance Advices Issued (TRA)	-	-	-	-	1,146,558.43	1,307,851.94	11,543,523.25	-	13,997,933.62	
Cash Disbursement Ceiling (CDC)	-	-	-	-	-	-	-	-	-	
Non-Cash Availment Authority (NCAA)	-	-	-	-	-	-	-	-	-	
Others (CDT, BTr Docs Stamp, etc.)	-	-	-	-	-	-	-	-	-	
Total	-	-	-	-	18,849,655.74	21,956,169.13	129,001,772.00	25,740.00	169,833,336.87	
2nd Quarter										
Notice of Cash Allocation (NCA)										
MDS Checks Issued	-	-	-	-	18,738,558.82	32,626,767.84	-	-	51,391,066.66	
Advice to Debit Account	-	-	-	-	42,467,094.00	28,768,257.36	176,066,541.15	25,740.00	258,756,149.01	
Tax Remittance Advices Issued (TRA)	-	-	-	-	3,682,921.49	2,666,358.88	17,340,300.85	11,454,256.50	24,278,105.45	
Cash Disbursement Ceiling (CDC)	-	-	-	-	-	-	-	-	-	
Non-Cash Availment Authority (NCAA)	-	-	-	-	-	-	-	-	-	
Others (CDT, BTr Docs Stamp, etc.)	-	-	-	-	-	-	-	-	-	
Total	-	-	-	-	64,888,574.31	64,061,384.08	193,406,842.00	12,068,520.73	334,425,321.12	
GRAND TOTAL	-	-	-	-	64,888,574.31	64,061,384.08	193,406,842.00	12,068,520.73	334,425,321.12	

Certified Correct:
REYNALDO Z. DELOS SANTOS
OIC, Bureau Accounting Division

Recommended by:
MARITES B. MASARAP
OIC-Director, Accounting Service

Approved by:
SHARON P. ALMANZA
Deputy Treasurer of the Philippines

COMMISSION ON AUDIT BUREAU OF THE TREASURY	
RECEIVED	
BY:	Frederick Justin V. Gatchalian
DATE: JUL 25 2018	TIME: 4:15pm



Funding the Republic

MONTHLY REPORT OF DISBURSEMENTS
for the month of June 2018

Appendix 23
FAR No. 4
04 (SPECIAL ACCOUNT - FOREIGN
ASSISTED FUND/GRANTS)
CENTRAL OFFICE

Department : DEPARTMENT OF FINANCE
Agency : BUREAU OF THE TREASURY
Operating Unit : CENTRAL OFFICE
Organization Code (UACS) : 11-005-00-00000
Funding Source Code (as clustered) : 04 (SPECIAL ACCOUNT - FOREIGN ASSISTED FUND/GRANTS)

PARTICULARS	CURRENT YEAR BUDGET					PRIOR YEAR'S BUDGET											SUB-TOTAL	TRUST LIABILITIES				GRAND TOTAL					Remarks
	PS	MOOE	Fin. Exp	CO	TOTAL	PRIOR YEAR'S ACCOUNTS PAYABLE					CURRENT YEAR'S ACCOUNTS PAYABLE (Charged Against Cont. Approp CY 2017)					TOTAL		PS	MOOE	CO	TOTAL	PS	MOOE	Fin. Exp	CO	TOTAL	
						PS	MOOE	Fin. Exp	CO	Sub-Total	PS	MOOE	Fin. Exp	CO	Sub-Total												
1	2	3	4	5	6= (2+ 3+4+5)	7	8	9	10	11= (7+ 8+9+10)	12	13	14	15	16= (12+ 13+14+15)	17=(11+16)	18=(6+17)	19	20	21	22=(19+ 20+21)	23	24	25	26	27=(23+24+25+ 26)	28
April																											
Notice of Cash Allocation (NCA)					-					-					-	-	-				-	-	-	-	-	-	-
MDS Checks Issued		841,729.41			841,729.41					-					-	-	841,729.41				-	-	841,729.41	-	-	841,729.41	
Advice to Debit Account					-					-					-	-	-				-	-	-	-	-	-	
Working Fund (NCA issued to BTr)					-					-					-	-	-				-	-	-	-	-	-	
Tax Remittance Advices Issued (TRA)					-					-					-	-	-				-	-	-	-	-	-	
Cash Disbursement Ceiling (CDC)					-					-					-	-	-				-	-	-	-	-	-	
Non-Cash Availment Authority (NCAA)					-					-					-	-	-				-	-	-	-	-	-	
Others (CDT, BTr Docs Stamp, etc.)					-					-					-	-	-				-	-	-	-	-	-	
Total	-	841,729.41	-	-	841,729.41	-	-	-	-	-	-	-	-	-	-	-	841,729.41	-	-	-	-	-	841,729.41	-	-	841,729.41	
May																											
Notice of Cash Allocation (NCA)					-					-					-	-	-				-	-	-	-	-	-	-
MDS Checks Issued					-					-					-	-	-				-	-	-	-	-	-	-
Advice to Debit Account					-					-					-	-	-				-	-	-	-	-	-	-
Tax Remittance Advices Issued (TRA)					-					-					-	-	-				-	-	-	-	-	-	-
Cash Disbursement Ceiling (CDC)					-					-					-	-	-				-	-	-	-	-	-	-
Non-Cash Availment Authority (NCAA)					-					-					-	-	-				-	-	-	-	-	-	-
Others (CDT, BTr Docs Stamp, etc.)					-					-					-	-	-				-	-	-	-	-	-	-
Total	-	-	-	-	-	-	-	-	-	-	-	-	-	-	-	-	-	-	-	-	-	-	-	-	-	-	-
June																											
Notice of Cash Allocation (NCA)					-					-					-	-	-				-	-	-	-	-	-	-
MDS Checks Issued		311,865.35			311,865.35					-					-	-	311,865.35				-	-	311,865.35	-	-	311,865.35	-
Advice to Debit Account					-					-					-	-	-				-	-	-	-	-	-	-
Tax Remittance Advices Issued (TRA)					-					-					-	-	-				-	-	-	-	-	-	-
Cash Disbursement Ceiling (CDC)					-					-					-	-	-				-	-	-	-	-	-	-
Non-Cash Availment Authority (NCAA)					-					-					-	-	-				-	-	-	-	-	-	-
Others (CDT, BTr Docs Stamp, etc.)					-					-					-	-	-				-	-	-	-	-	-	-
Total	-	311,865.35	-	-	311,865.35	-	-	-	-	-	-	-	-	-	-	-	311,865.35	-	-	-	-	-	311,865.35	-	-	311,865.35	-
2nd Quarter																											
Notice of Cash Allocation (NCA)					-					-					-	-	-				-	-	-	-	-	-	-
MDS Checks Issued	-	1,153,594.76	-	-	1,153,594.76	-	-	-	-	-	-	-	-	-	-	-	1,153,594.76	-	-	-	-	-	1,153,594.76	-	-	1,153,594.76	-
Advice to Debit Account	-	-	-	-	-	-	-	-	-	-	-	-	-	-	-	-	-	-	-	-	-	-	-	-	-	-	-
Tax Remittance Advices Issued (TRA)	-	-	-	-	-	-	-	-	-	-	-	-	-	-	-	-	-	-	-	-	-	-	-	-	-	-	-
Cash Disbursement Ceiling (CDC)	-	-	-	-	-	-	-	-	-	-	-	-	-	-	-	-	-	-	-	-	-	-	-	-	-	-	-
Non-Cash Availment Authority (NCAA)	-	-	-	-	-	-	-	-	-	-	-	-	-	-	-	-	-	-	-	-	-	-	-	-	-	-	-
Others (CDT, BTr Docs Stamp, etc.)	-	-	-	-	-	-	-	-	-	-	-	-	-	-	-	-	-	-	-	-	-	-	-	-	-	-	-
GRAND TOTAL	-	1,153,594.76	-	-	1,153,594.76	-	-	-	-	-	-	-	-	-	-	-	1,153,594.76	-	-	-	-	-	1,153,594.76	-	-	1,153,594.76	-


SUMMARY:

	Previous Report (May)	This month (June)	As of Date
Total Disbursement Authorities Received			
Unutilized NCA of previous month	108,270.59	308,270.59	-
NCA	200,000.00	100,000.00	1,250,000.00
Working Fund	-	-	-
TRA	-	-	-
CDC	-	-	-
NCAA	-	-	-
Others (CDT, BTr Does Stamp, etc.)	-	-	-
Less: Notice of Transfer Allocations (NTA)* issued	308,270.59	408,270.59	1,250,000.00
Total Disbursements Authorities Available	-	96,405.24	96,405.24
Less: Lapsed NCA	-	311,865.35	1,153,594.76
Disbursements	-	-	-
Balance of Disbursement Authorities as of to date	308,270.59	-	-

Certified Correct:
REYNALDO Z. DELOS SANTOS
OIC, Bureau Accounting Division
Date:

Recommended by:
MARITES B. MASARAP
OIC-Director, Accounting Service
Date:

Approved by:
SHARON P. ALMANZA
Deputy Treasurer of the Philippines
Date:





MONTHLY REPORT OF DISBURSEMENTS
for the month of June 2018

Department : DEPARTMENT OF FINANCE
Agency : BUREAU OF THE TREASURY
Operating Unit : Central Office
Organization Code (UACS : 11-005-00-00000
Funding Source Code (as clustered): 01 (Regular Agency Fund)
(e.g. Old Fund Code: 101,102, 151)

PARTICULARS	CURRENT YEAR BUDGET					PRIOR YEAR'S BUDGET											SUB-TOTAL
	PS	MOOE	Fin. Exp	CO	TOTAL	PRIOR YEAR'S ACCOUNTS PAYABLE					CURRENT YEAR'S ACCOUNTS PAYABLE (Charged Against Cont. Approp. CY 2017)					TOTAL	
						PS	MOOE	Fin. Exp	CO	Sub-Total	PS	MOOE	Fin. Exp	CO	Sub-Total		
1	2	3	4	5	6= (2+ 3+4+5)	7	8	9	10	11= (7+ 8+9+10)	12	13	14	15	16= (12+ 13+14+15)	17=(11+16)	18=(6+17)
April					-												
Notice of Cash Allocation (NCA)					-												-
MDS Checks Issued	5,984,084.20	13,581,523.19			19,565,607.39		445,099.70			445,099.70					-	445,099.70	20,010,707.09
Advice to Debit Account	13,141,224.08	3,691,410.05	14,648,273.40		31,480,907.53		6,046,036.10	62,489.70		6,108,525.80					-	6,108,525.80	37,589,433.33
Working Fund (NCA issued to BTr)																	
ax Remittance Advices Issued (TRA)	1,343,983.67	240,817.16	1,448,886.60		3,033,687.43		433,153.98	6,180.30		439,334.28					-	439,334.28	3,473,021.71
ash Disbursement Ceiling (CDC)					-											-	-
Non-Cash Availment Authority (NCAA)					-											-	-
Others (CDT, BTr Docs Stamp, etc.)					-											-	-
Total	20,469,291.95	17,513,750.40	16,097,160.00	-	54,080,202.35	-	6,924,289.78	68,670.00	-	6,992,959.78	-	-	-	-	-	6,992,959.78	61,073,162.13
May																	
Notice of Cash Allocation (NCA)					-												-
MDS Checks Issued	4,982,265.81	5,381,828.49			10,364,094.30		110,640.00			110,640.00						110,640.00	10,474,734.30
Advice to Debit Account	19,394,981.42	8,942,956.05	43,897,529.30		72,235,466.77		1,705,485.02		11,454,256.50	13,159,741.52						13,159,741.52	85,395,208.29
Tax Remittance Advices Issued (TRA)	1,192,379.39	563,318.07	4,341,710.70		6,097,408.16		121,217.73		588,524.23	709,741.96						709,741.96	6,807,150.12
Cash Disbursement Ceiling (CDC)					-											-	-
Non-Cash Availment Authority (NCAA)					-											-	-
Others (CDT, BTr Docs Stamp, etc.)					-											-	-
Total	25,569,626.62	14,888,102.61	48,239,240.00	-	88,696,969.23	-	1,937,342.75	-	12,042,780.73	13,980,123.48	-	-	-	-	-	13,980,123.48	102,677,092.71
June																	
Notice of Cash Allocation (NCA)					-												-
MDS Checks Issued	7,759,750.81	1,695,187.56		25,740.00	9,480,678.37	12,458.00	10,258,894.14			10,271,352.14						10,271,352.14	19,752,030.51
Advice to Debit Account	9,930,888.50	6,311,115.75	115,706,928.10		131,948,932.35		2,071,254.39	1,751,320.65		3,822,575.04						3,822,575.04	135,771,507.39
Tax Remittance Advices Issued (TRA)	1,146,558.43	487,753.39	11,444,391.90		13,078,703.72		820,098.55	99,131.35		919,229.90						919,229.90	13,997,933.62
Cash Disbursement Ceiling (CDC)					-											-	-
Non-Cash Availment Authority (NCAA)					-											-	-
Others (CDT, BTr Docs Stamp, etc.)					-											-	-
Total	18,837,197.74	8,494,056.70	127,151,320.00	25,740.00	154,508,314.44	12,458.00	13,150,247.08	1,850,452.00	-	15,013,157.08	-	-	-	-	-	15,013,157.08	169,521,471.52
2nd Quarter																	
Notice of Cash Allocation (NCA)					-												-
MDS Checks Issued	18,726,100.82	20,658,539.24	-	25,740.00	39,410,380.06	12,458.00	10,814,633.84	-		10,827,091.84	-	-	-	-	-	10,827,091.84	50,237,471.90
Advice to Debit Account	42,467,094.00	18,945,481.85	174,252,730.80	-	235,665,306.65	-	9,822,775.51	1,813,810.35	11,454,256.50	23,090,842.36	-	-	-	-	-	23,090,842.36	258,756,149.01
Tax Remittance Advices Issued (TRA)	3,682,921.49	1,291,888.62	17,234,989.20	-	22,209,799.31	-	1,374,470.26	105,311.65	588,524.23	2,068,306.14	-	-	-	-	-	2,068,306.14	24,278,105.45
Cash Disbursement Ceiling (CDC)					-											-	-
Non-Cash Availment Authority (NCAA)					-											-	-
Others (CDT, BTr Docs Stamp, etc.)					-											-	-
GRAND TOTAL	64,876,116.31	40,895,909.71	191,487,720.00	25,740.00	297,285,486.02	12,458.00	22,011,879.61	1,919,122.00	12,042,780.73	35,986,240.34	-	-	-	-	-	35,986,240.34	333,271,726.36

SUMMARY:

	Previous Report (May)	This month (June)	As of Date
Total Disbursement Authorities Received			
Unutilized NCA of previous month	13,577,388.84	62,679,261.98	
NCA	184,518,956.00	131,361,000.00	804,454,739.00
Working Fund			
TRA	6,807,150.12	13,997,933.62	43,670,669.67
CDC			
NCAA			
Others (CDT, BTr Docs Stamp, etc.)			
Less: Notice of Transfer Allocations (NTA)* issued	39,547,140.27	24,442,989.49	160,954,469.94
Total Disbursements Authorities Available	165,356,354.69	183,595,206.11	687,170,938.73
Less: Lapsed NCA***	-	14,073,728.86	17,868,855.90
Disbursements	102,677,092.71	169,521,471.52	669,302,077.10
Balance of Disbursement Authorities as of to date	62,679,261.98	5.73	5.73



MONTHLY REPORT OF DISBURSEMENTS
 for the month of June 2018

Department : DEPARTMENT OF FINANCE
 Agency : BUREAU OF THE TREASURY
 Operating Unit : Central Office
 Organization Code (UACS) : 11-005-00-00000
 Funding Source Code (as clustered) : 01 (Regular Agency Fund)
 (e.g. Old Fund Code: 101,102, 151)

PARTICULARS	TRUST LIABILITIES				GRAND TOTAL					Remarks
	PS	MOOE	CO	TOTAL	PS	MOOE	Fin. Exp	CO	TOTAL	
1	19	20	21	22=(19+20+21)	23	24	25	26	27=(23+24+25+26)	28
April										PS includes: TL & RG Payment in April 2018: 3,097,407.17
Notice of Cash Allocation (NCA)					-	-	-	-	-	
MDS Checks Issued				-	5,984,084.20	14,026,622.89	-	-	20,010,707.09	
Advice to Debit Account				-	13,141,224.08	9,737,446.15	14,710,763.10	-	37,589,433.33	
Working Fund (NCA issued to BTr)				-	-	-	-	-	-	
Tax Remittance Advices Issued (TRA)				-	1,343,983.67	673,971.14	1,455,066.90	-	3,473,021.71	
Cash Disbursement Ceiling (CDC)				-	-	-	-	-	-	
Non-Cash Availment Authority (NCAA)				-	-	-	-	-	-	
Others (CDT, BTr Docs Stamp, etc.)				-	-	-	-	-	-	
Total	-	-	-	-	20,469,291.95	24,438,040.18	16,165,830.00	-	61,073,162.13	
May										
Notice of Cash Allocation (NCA)				-	-	-	-	-	-	
MDS Checks Issued				-	4,982,265.81	5,492,468.49	-	-	10,474,734.30	
Advice to Debit Account				-	19,394,981.42	10,648,441.07	43,897,529.30	11,454,256.50	85,395,208.29	
Tax Remittance Advices Issued (TRA)				-	1,192,379.39	684,535.80	4,341,710.70	588,524.23	6,807,150.12	
Cash Disbursement Ceiling (CDC)				-	-	-	-	-	-	
Non-Cash Availment Authority (NCAA)				-	-	-	-	-	-	
Others (CDT, BTr Docs Stamp, etc.)				-	-	-	-	-	-	
Total	-	-	-	-	25,569,626.62	16,825,445.36	48,239,240.00	12,042,780.73	102,677,092.71	
June										
Notice of Cash Allocation (NCA)				-	-	-	-	-	-	
MDS Checks Issued				-	7,772,208.81	11,954,081.70	-	25,740.00	19,752,030.51	
Advice to Debit Account				-	9,930,888.50	8,382,370.14	117,458,248.75	-	135,771,507.39	
Tax Remittance Advices Issued (TRA)				-	1,146,558.43	1,307,851.94	11,543,523.25	-	13,997,933.62	
Cash Disbursement Ceiling (CDC)				-	-	-	-	-	-	
Non-Cash Availment Authority (NCAA)				-	-	-	-	-	-	
Others (CDT, BTr Docs Stamp, etc.)				-	-	-	-	-	-	
Total	-	-	-	-	18,849,655.74	21,644,303.78	129,001,772.00	25,740.00	169,521,471.52	
2nd Quarter										
Notice of Cash Allocation (NCA)				-	-	-	-	-	-	
MDS Checks Issued	-	-	-	-	18,738,558.82	31,473,173.08	-	25,740.00	50,237,471.90	
Advice to Debit Account	-	-	-	-	42,467,094.00	28,768,257.36	176,066,541.15	11,454,256.50	258,756,149.01	
Tax Remittance Advices Issued (TRA)	-	-	-	-	3,682,921.49	2,666,358.88	17,340,300.85	588,524.23	24,278,105.45	
Cash Disbursement Ceiling (CDC)	-	-	-	-	-	-	-	-	-	
Non-Cash Availment Authority (NCAA)	-	-	-	-	-	-	-	-	-	
Others (CDT, BTr Docs Stamp, etc.)	-	-	-	-	-	-	-	-	-	
GRAND TOTAL	-	-	-	-	64,888,574.31	62,907,789.32	193,406,842.00	12,068,520.73	333,271,726.36	

Certified Correct:

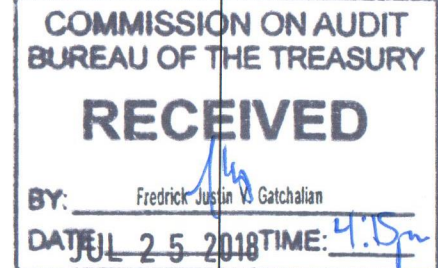
REYNALDO Z. DELOS SANTOS
 OIC, Bureau Accounting Division

Recommended by:

MARITES B. MASARAP
 OIC-Director, Accounting Service

Approved by:

SHARON P. ALMANZA
 Deputy Treasurer of the Philippines






MONTHLY REPORT OF DISBURSEMENTS
for the month of June 2018

Appendix 23
FAR No. 4
01 (REGULAR AGENCY FUND)
REGIONAL OFFICES

Department : DEPARTMENT OF FINANCE
Agency : BUREAU OF THE TREASURY
Operating Unit : REGIONAL OFFICES
Organization Code (UACS) : 11-005-00-00000
Funding Source Code (as clustered): 01 (Regular Agency Fund)
(e.g. Old Fund Code: 101,102, 151)

PARTICULARS	CURRENT YEAR BUDGET					PRIOR YEAR'S BUDGET											SUB-TOTAL	TRUST LIABILITIES				GRAND TOTAL					Remarks
	PS	MOOE	Fin. Exp	CO	TOTAL	PRIOR YEAR'S ACCOUNTS PAYABLE					CURRENT YEAR'S ACCOUNTS PAYABLE (Charged Against Cont. Approp CY 2017)					TOTAL		PS	MOOE	CO	TOTAL	PS	MOOE	Fin. Exp	CO	TOTAL	
						PS	MOOE	Fin. Exp	CO	Sub-Total	PS	MOOE	Fin. Exp	CO	Sub-Total												
1	2	3	4	5	6= (2+ 3+4+5)	7	8	9	10	11= (7+ 8+9+10)	12	13	14	15	16= (12+ 13+14+15)	17=(11+16)	18=(6+17)	19	20	21	22=(19+ 20+21)	23	24	25	26	27=(23+24+25+26)	28
April																											
Notice of Cash Allocation (NCA)					-												-					-					
MDS Checks Issued	2,003,921.85	1,509,159.19	-	28,392.85	3,541,473.89	-	-	-	-	-	-	-	-	-	-	-	3,541,473.89	-	-	-	-	2,003,921.85	1,509,159.19	-	28,392.85	3,541,473.89	
Advice to Debit Account	14,848,480.77	2,786,040.59	-	-	17,634,521.36	-	-	-	-	-	-	-	-	-	-	-	17,634,521.36	-	-	-	-	14,848,480.77	2,786,040.59	-	-	17,634,521.36	
Working Fund (NCA issued to BTr)					-					-					-		-					-					
Tax Remittance Advances Issued (TRA)	1,524,365.51	150,979.22		1,607.15	1,676,951.88	-	-	-	-	-	-	-	-	-	-	-	1,676,951.88	-	-	-	-	1,524,365.51	150,979.22		1,607.15	1,676,951.88	
Cash Disbursement Ceiling (CDC)					-					-					-		-					-					
Non-Cash Availment Authority (NCAA)					-					-					-		-					-					
Others (CDT, BTr Does Stamp, etc.)					-					-					-		-					-					
Total	18,376,768.13	4,446,179.00	-	30,000.00	22,852,947.13	-	-	-	-	-	-	-	-	-	-	-	22,852,947.13	-	-	-	-	18,376,768.13	4,446,179.00	-	30,000.00	22,852,947.13	
May																											
Notice of Cash Allocation (NCA)					-					-					-		-					-					
MDS Checks Issued	3,534,041.32	1,542,507.93	-	82,326.98	5,158,876.23	-	-	-	-	-	-	-	-	-	-	-	5,158,876.23	-	-	-	-	3,534,041.32	1,542,507.93	-	82,326.98	5,158,876.23	
Advice to Debit Account	30,027,323.38	3,613,633.77	-	-	33,640,957.15	-	4,752.02	-	-	4,752.02	-	-	-	-	-	4,752.02	33,645,709.17	-	-	-	-	30,027,323.38	3,613,633.77	-	-	33,645,709.17	
Tax Remittance Advances Issued (TRA)	1,544,218.67	188,256.03	-	4,660.02	1,737,134.72	-	-	-	-	-	-	-	-	-	-	-	1,737,134.72	-	-	-	-	1,544,218.67	188,256.03	-	4,660.02	1,737,134.72	
Cash Disbursement Ceiling (CDC)					-					-					-		-					-					
Non-Cash Availment Authority (NCAA)					-					-					-		-					-					
Others (CDT, BTr Does Stamp, etc.)					-					-					-		-					-					
Total	35,105,583.37	5,344,397.73	-	86,987.00	40,536,968.10	-	4,752.02	-	-	4,752.02	-	-	-	-	-	4,752.02	40,541,720.12	-	-	-	-	35,105,583.37	5,349,149.75	-	86,987.00	40,541,720.12	
June																											
Notice of Cash Allocation (NCA)					-					-					-		-					-					
MDS Checks Issued	2,019,904.08	3,674,068.76	-	844,116.47	6,538,089.31	-	4,542.85	-	-	4,542.85	-	-	-	-	-	4,542.85	6,542,632.16	-	-	-	-	2,019,904.08	3,678,611.61	-	844,116.47	6,542,632.16	
Advice to Debit Account	15,363,081.37	4,330,175.64	-	405,507.14	20,098,764.15	-	-	-	-	-	-	-	-	-	-	-	20,098,764.15	-	-	-	-	15,363,081.37	4,330,175.64	-	405,507.14	20,098,764.15	
Tax Remittance Advances Issued (TRA)	1,475,476.70	307,852.63	-	71,129.66	1,854,438.99	-	-	-	-	-	-	-	-	-	-	-	1,854,438.99	-	-	-	-	1,475,476.70	307,852.63	-	71,129.66	1,854,438.99	
Cash Disbursement Ceiling (CDC)					-					-					-		-					-					
Non-Cash Availment Authority (NCAA)					-					-					-		-					-					
Others (CDT, BTr Does Stamp, etc.)					-					-					-		-					-					
Total	18,858,462.15	8,312,077.03	-	1,320,753.27	28,491,292.45	-	4,542.85	-	-	4,542.85	-	-	-	-	-	4,542.85	28,495,835.30	-	-	-	-	18,858,462.15	8,316,619.88	-	1,320,753.27	28,495,835.30	
2nd Quarter																											
Notice of Cash Allocation (NCA)					-					-					-		-					-					
MDS Checks Issued	7,557,867.25	6,725,735.88	-	954,836.30	15,238,439.43	-	4,542.85	-	-	4,542.85	-	-	-	-	-	4,542.85	15,242,982.28	-	-	-	-	7,557,867.25	6,730,278.73	-	954,836.30	15,242,982.28	
Advice to Debit Account	60,238,885.52	10,729,850.00	-	405,507.14	71,374,242.66	-	4,752.02	-	-	4,752.02	-	-	-	-	-	4,752.02	71,378,994.68	-	-	-	-	60,238,885.52	10,734,602.02	-	405,507.14	71,378,994.68	
Tax Remittance Advances Issued (TRA)	4,544,060.88	647,067.88	-	77,396.83	5,268,525.59	-	-	-	-	-	-	-	-	-	-	-	5,268,525.59	-	-	-	-	4,544,060.88	647,067.88	-	77,396.83	5,268,525.59	
Cash Disbursement Ceiling (CDC)					-					-					-		-					-					
Non-Cash Availment Authority (NCAA)					-					-					-		-					-					
Others (CDT, BTr Does Stamp, etc.)					-					-					-		-					-					
GRAND TOTAL	72,340,813.65	18,102,653.76	-	1,437,740.27	91,881,207.68	-	9,294.87	-	-	9,294.87	-	-	-	-	-	9,294.87	91,890,502.55	-	-	-	-	72,340,813.65	18,111,948.63	-	1,437,740.27	91,890,502.55	

SUMMARY:			
	Previous Report (May)	This month (June)	As of Date
Total Disbursement Authorities Received			
Unutilized NTA of previous month	2,580,888.11	3,323,442.98	
NTA	39,547,140.27	24,442,989.49	160,954,469.94
Working Fund			
TRA	1,737,134.72	1,854,438.99	10,631,665.52
CDC	-	-	
NCAA	-	-	
Others (CDT, BTR Does Stamp, etc.)	-	-	
Less: Notice of Transfer Allocations (NTA)* issued			
Total Disbursements Authorities Available	43,865,163.10	29,620,871.46	171,586,135.46
Less: Lapsed NCA			
Disbursements	40,541,720.12	28,495,835.30	168,838,842.33
Balance of Disbursement Authorities as of to date	3,323,442.98	-	-
Consolidated by: PRECIOUS B. BIGARIN ADOF II, Bureau Accounting Division Date: JULY 24, 2018			
Noted by: REYNALDO Z. DE LOS SANTOS OIC, Bureau Accounting Division Date:			
Recommended by: MARITES B. MASARAP OIC-Director, Accounting Service Date:			
Approved by: SHARON P. ALMANZA Deputy Treasurer of the Philippines Date:			





Funding the Republic

SUMMARY OF NOTICE OF CASH ALLOCATION
as of June 30, 2018

MDS Account No: 2001-90003-1


	UACS CODE	JANUARY	FEBRUARY	MARCH	APRIL	MAY	JUNE	JULY	AUGUST	SEPTEMBER	OCTOBER	NOVEMBER	DECEMBER	TOTAL
GAA														
NCA-BMB-A-18-0000466, January 5, 2018														
REGULAR	01101101	45,075,000.00	65,075,000.00	72,075,000.00	88,549,000.00	179,991,000.00	128,074,000.00	155,074,000.00	167,220,000.00	149,264,000.00	135,074,000.00	173,944,000.00	145,549,000.00	1,504,964,000.00
RLIP	01104102	3,288,000.00	3,288,000.00	3,288,000.00	3,288,000.00	3,288,000.00	3,287,000.00	3,287,000.00	3,287,000.00	3,287,000.00	3,287,000.00	3,287,000.00	3,287,000.00	39,449,000.00
NCA-BMB-A-18-0001997, February 2, 2018														
REGULAR	01102101		95,071,500.00											95,071,500.00
NCA-BMB-A-18-0002633, February 13, 2018														
REGULAR	01102101		101,159,696.00											101,159,696.00
Total (GAA)		48,363,000.00	264,594,196.00	75,363,000.00	91,837,000.00	183,279,000.00	131,361,000.00	158,361,000.00	170,507,000.00	152,551,000.00	138,361,000.00	177,231,000.00	148,836,000.00	1,544,413,000.00
RG & RL														
	01101407 / 01101101		268,107.00											268,107.00
Sub-Total (MDS 2001-90003-1)		48,363,000.00	264,862,303.00	75,363,000.00	91,837,000.00	183,279,000.00	131,361,000.00	158,361,000.00	170,507,000.00	152,551,000.00	138,361,000.00	177,231,000.00	148,836,000.00	1,544,681,107.00
MDS Account No: 2001-90210-6 *														
RG & RL	01101407 / 01101101	3,722,660.00	1,014,381.00	315,030.00	3,097,409.00	1,239,956.00								9,389,436.00
MDS Account No: 2001-90258-2														
GRANT-KFW IDF (TSA CAPACITY BUILDING)	04104161				950,000.00	200,000.00	100,000.00							1,250,000.00
MDS Account No: 2001-90234-3														
TRUST RECEIPTS	07308602													-
Sub-Total (KFW)		-	-	-	950,000.00	200,000.00	100,000.00	-	-	-	-	-	-	1,250,000.00
GRAND TOTAL		52,085,660.00	265,876,684.00	75,678,030.00	95,884,409.00	184,718,956.00	131,461,000.00	158,361,000.00	170,507,000.00	152,551,000.00	138,361,000.00	177,231,000.00	148,836,000.00	1,555,320,543.00

*See attached details

Certified Correct:


REYNALDO Z. DELOS SANTOS
OIC, Bureau Accounting Division

Recommended by:


MARITES B. MASARAP
OIC-Director, Accounting Service

Approved by:


SHARON P. ALMANZA
Deputy Treasurer of the Philippines





NOTICE OF CASH ALLOCATION RECEIVED - Terminal Leave & Retirement Gratuity
as of June 30, 2018

MDS Account No: 2001-90210-6 (TL&RG)

Date	NCA NO.	UACS CODE	Amount	Remarks
01/18/18	NCA-BMB-A-18-0001427	01101101	1,436,607.00	TL Benefits of Ms. Myrna R. De Guzman
01/19/18	NCA-BMB-A-18-0001518	01101407	672,497.00	TL Benefits of Ms. Jocelyn C. Belenio & M. Aracelli M. Rillera
01/22/18	NCA-BMB-A-18-0001557	01101407	1,613,556.00	RG Benefits of Ms. Teodora S. Balayo
02/15/18	NCA-BMB-A-18-0002866	01101101	1,014,381.00	TL Benefits of Ms. Emma D. Carta
03/01/18	NCA-BMB-A-18-0003655	01101407	315,030.00	TL Benefits of Mr. Ali-Khan I. Cabais
04/11/18	NCA-BMB-A-18-0007428	01101101/01101407	3,097,409.00	TL Benefits of Ms. Norma G. Abelgas, Ms. Ma. Victoria S. Lumbre, Mr. Rafael S. Villanueva, Ms. Nancy E. Bernales & Ms. Aracelli M. Rillera
05/21/18	NCA-BMB-A-18-0010443	01101407	1,155,553.00	TL Benefits of Ms. Saphia K. Alimudin
05/28/18	NCA-BMB-A-18-0010911	01101407	84,403.00	TL Benefits of Ms. Marievic B. Razo
Total			9,389,436.00	


MDS Account No: 2001-90003-1 (TL&RG)

02/02/18	NCA-BMB-A-18-0001974	01101407	268,107.00	TL Benefits of Ms. Teodora S. Balayo
Total			268,107.00	

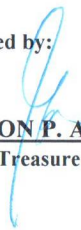
Certified Correct:



REYNALDO Z. DELOS SANTOS
OIC, Bureau Accounting Division

Recommended by:


MARITES B. MASARAP
OIC-Director, Accounting Service

Approved by:


SHARON P. ALMANZA
Deputy Treasurer of the Philippines



MONTHLY DISBURSEMENT PROGRAM (per BED 3)

[illegible]