



MONTHLY REPORT OF DISBURSEMENTS
for the month of October 2018

Appendix 23
FAR No. 4
ALL FUNDS
CENTRAL OFFICE & REGIONAL OFFICES

Department : DEPARTMENT OF FINANCE
Agency : BUREAU OF THE TREASURY
Operating Unit : CENTRAL OFFICE & REGIONAL OFFICES
Organization Code (UACS) : 11-005-00-00000
Funding Source Code (as clustered): ALL FUNDS
(e.g. Old Fund Code: 101,102, 151)

PARTICULARS	CURRENT YEAR BUDGET					PRIOR YEAR'S BUDGET												SUB-TOTAL
	PS	MOOE	Fin. Exp	CO	TOTAL	PRIOR YEAR'S ACCOUNTS PAYABLE					CURRENT YEAR'S ACCOUNTS PAYABLE (Charged Against Cont. Approp CY 2017)					TOTAL		
						PS	MOOE	Fin. Exp	CO	Sub-Total	PS	MOOE	Fin. Exp	CO	Sub-Total			
1	2	3	4	5	6= (2+ 3+4+5)	7	8	9	10	11= (7+ 8+9+10)	12	13	14	15	16= (12+ 13+14+15)	17=(11+16)	18=(6+17)	
October																		
Notice of Cash Allocation (NCA)																		
MDS Checks Issued	5,552,523.44	13,129,889.24	-	-	18,682,412.68	-	431,432.51	-	-	431,432.51	-	-	-	-	-	431,432.51	19,113,845.19	
Advice to Debit Account	32,932,703.59	11,563,991.90	30,009,730.40	367,500.00	74,873,925.89	97,200.50	191,498.91	-	-	288,699.41	-	-	-	-	-	288,699.41	75,162,625.30	
Working Fund (NCA issued to BTr)	-	-	-	-	-	-	-	-	-	-	-	-	-	-	-	-	-	
Tax Remittance Advices Issued (TRA)	2,751,714.39	700,916.33	2,967,969.60	15,680.00	6,436,280.32	-	41,305.25	-	-	41,305.25	-	-	-	-	-	41,305.25	6,477,585.57	
Cash Disbursement Ceiling (CDC)	-	-	-	-	-	-	-	-	-	-	-	-	-	-	-	-	-	
Non-Cash Availment Authority (NCAA)	-	-	-	-	-	-	-	-	-	-	-	-	-	-	-	-	-	
Others (CDT, BTr Docs Stamp, etc.)	-	-	-	-	-	-	-	-	-	-	-	-	-	-	-	-	-	
Total	41,236,941.42	25,394,797.47	32,977,700.00	383,180.00	99,992,618.89	97,200.50	664,236.67	-	-	761,437.17	-	-	-	-	-	761,437.17	100,754,056.06	
November																		
Notice of Cash Allocation (NCA)																		
MDS Checks Issued	-	-	-	-	-	-	-	-	-	-	-	-	-	-	-	-	-	
Advice to Debit Account	-	-	-	-	-	-	-	-	-	-	-	-	-	-	-	-	-	
Tax Remittance Advices Issued (TRA)	-	-	-	-	-	-	-	-	-	-	-	-	-	-	-	-	-	
Cash Disbursement Ceiling (CDC)	-	-	-	-	-	-	-	-	-	-	-	-	-	-	-	-	-	
Non-Cash Availment Authority (NCAA)	-	-	-	-	-	-	-	-	-	-	-	-	-	-	-	-	-	
Others (CDT, BTr Docs Stamp, etc.)	-	-	-	-	-	-	-	-	-	-	-	-	-	-	-	-	-	
Total	-	-	-	-	-	-	-	-	-	-	-	-	-	-	-	-	-	
December																		
Notice of Cash Allocation (NCA)																		
MDS Checks Issued	-	-	-	-	-	-	-	-	-	-	-	-	-	-	-	-	-	
Advice to Debit Account	-	-	-	-	-	-	-	-	-	-	-	-	-	-	-	-	-	
Tax Remittance Advices Issued (TRA)	-	-	-	-	-	-	-	-	-	-	-	-	-	-	-	-	-	
Cash Disbursement Ceiling (CDC)	-	-	-	-	-	-	-	-	-	-	-	-	-	-	-	-	-	
Non-Cash Availment Authority (NCAA)	-	-	-	-	-	-	-	-	-	-	-	-	-	-	-	-	-	
Others (CDT, BTr Docs Stamp, etc.)	-	-	-	-	-	-	-	-	-	-	-	-	-	-	-	-	-	
Total	-	-	-	-	-	-	-	-	-	-	-	-	-	-	-	-	-	
4th Quarter																		
Notice of Cash Allocation (NCA)																		
MDS Checks Issued	5,552,523.44	13,129,889.24	-	-	18,682,412.68	-	431,432.51	-	-	431,432.51	-	-	-	-	-	431,432.51	19,113,845.19	
Advice to Debit Account	32,932,703.59	11,563,991.90	30,009,730.40	367,500.00	74,873,925.89	97,200.50	191,498.91	-	-	288,699.41	-	-	-	-	-	288,699.41	75,162,625.30	
Tax Remittance Advices Issued (TRA)	2,751,714.39	700,916.33	2,967,969.60	15,680.00	6,436,280.32	-	41,305.25	-	-	41,305.25	-	-	-	-	-	41,305.25	6,477,585.57	
Cash Disbursement Ceiling (CDC)	-	-	-	-	-	-	-	-	-	-	-	-	-	-	-	-	-	
Non-Cash Availment Authority (NCAA)	-	-	-	-	-	-	-	-	-	-	-	-	-	-	-	-	-	
Others (CDT, BTr Docs Stamp, etc.)	-	-	-	-	-	-	-	-	-	-	-	-	-	-	-	-	-	
Total	41,236,941.42	25,394,797.47	32,977,700.00	383,180.00	99,992,618.89	97,200.50	664,236.67	-	-	761,437.17	-	-	-	-	-	761,437.17	100,754,056.06	
GRAND TOTAL	41,236,941.42	25,394,797.47	32,977,700.00	383,180.00	99,992,618.89	97,200.50	664,236.67	-	-	761,437.17	-	-	-	-	-	761,437.17	100,754,056.06	

SUMMARY:

	Previous Report (September)	This month (October)	As of Date
Total Disbursement Authorities Received			
Unutilized NCA of previous month	136,818,012.74	6,464,734.55	
NCA	173,716,724.00	147,978,760.00	1,470,511,638.00
Working Fund	-	-	-
TRA	9,242,125.21	6,477,585.57	85,906,199.88
CDC	-	-	-
NCAA	-	-	-
Others (CDT, BTr Docs Stamp, etc.)	-	-	-
Less: Notice of Transfer Allocations (NTA)* issued	-	-	-
Total Disbursements Authorities Available	319,776,861.95	160,921,080.12	1,556,417,837.88
Less: Lapsed NCA	163,103,440.47	-	183,940,124.02
Disbursements	150,208,686.93	100,754,056.06	1,312,310,689.80
Balance of Disbursements Authorities as of date	6,464,734.55	60,167,024.06	60,167,024.06



MONTHLY REPORT OF DISBURSEMENTS
for the month of October 2018

Appendix 23
FAR No. 4
ALL FUNDS
CENTRAL OFFICE & REGIONAL OFFICES

Department : DEPARTMENT OF FINANCE
Agency : BUREAU OF THE TREASURY
Operating Unit : CENTRAL OFFICE & REGIONAL OFFICES
Organization Code (UACS) : 11-005-00-00000
Funding Source Code (as clustered) : ALL FUNDS
(e.g. Old Fund Code: 101,102, 151)

PARTICULARS	TRUST LIABILITIES				GRAND TOTAL					Remarks
	PS	MOOE	CO	TOTAL	PS	MOOE	Fin. Exp	CO	TOTAL	
1	19	20	21	22=(19+20+21)	23	24	25	26	27=(23+24+25+26)	28
October										
Notice of Cash Allocation (NCA)										
MDS Checks Issued	-	-	-	-	5,552,523.44	13,561,321.75	-	-	19,113,845.19	
Advice to Debit Account	-	-	-	-	33,029,904.09	11,755,490.81	30,009,730.40	367,500.00	75,162,625.30	
Working Fund (NCA issued to BTr)										
Tax Remittance Advices Issued (TRA)	-	-	-	-	2,751,714.39	742,221.58	2,967,969.60	15,680.00	6,477,585.57	
Cash Disbursement Ceiling (CDC)					-	-	-	-	-	
Non-Cash Availment Authority (NCAA)					-	-	-	-	-	
Others (CDT, BTr Docs Stamp, etc.)					-	-	-	-	-	
Total	-	-	-	-	41,334,141.92	26,059,034.14	32,977,700.00	383,180.00	100,754,056.06	
November										
Notice of Cash Allocation (NCA)										
MDS Checks Issued	-	-	-	-	-	-	-	-	-	
Advice to Debit Account	-	-	-	-	-	-	-	-	-	
Tax Remittance Advices Issued (TRA)	-	-	-	-	-	-	-	-	-	
Cash Disbursement Ceiling (CDC)					-	-	-	-	-	
Non-Cash Availment Authority (NCAA)					-	-	-	-	-	
Others (CDT, BTr Docs Stamp, etc.)					-	-	-	-	-	
Total					-	-	-	-	-	
December										
Notice of Cash Allocation (NCA)										
MDS Checks Issued	-	-	-	-	-	-	-	-	-	
Advice to Debit Account	-	-	-	-	-	-	-	-	-	
Tax Remittance Advices Issued (TRA)	-	-	-	-	-	-	-	-	-	
Cash Disbursement Ceiling (CDC)					-	-	-	-	-	
Non-Cash Availment Authority (NCAA)					-	-	-	-	-	
Others (CDT, BTr Docs Stamp, etc.)					-	-	-	-	-	
Total					-	-	-	-	-	
4th Quarter										
Notice of Cash Allocation (NCA)										
MDS Checks Issued	-	-	-	-	5,552,523.44	13,561,321.75	-	-	19,113,845.19	
Advice to Debit Account	-	-	-	-	33,029,904.09	11,755,490.81	30,009,730.40	367,500.00	75,162,625.30	
Tax Remittance Advices Issued (TRA)	-	-	-	-	2,751,714.39	742,221.58	2,967,969.60	15,680.00	6,477,585.57	
Cash Disbursement Ceiling (CDC)					-	-	-	-	-	
Non-Cash Availment Authority (NCAA)					-	-	-	-	-	
Others (CDT, BTr Docs Stamp, etc.)					-	-	-	-	-	
GRAND TOTAL					41,334,141.92	26,059,034.14	32,977,700.00	383,180.00	100,754,056.06	

Total Disbursements Program (BED 3)**
Less: * Actual Disbursements
(Over)/Under spending

** includes NCAs for Terminal Leave Benefits & Retirement Gratuity

Certified Correct:

REYNALDO Z. DELOS SANTOS
OIC, Bureau Accounting Division

Date:

Recommended by:

MARITES B. MASARAP
Director III, Accounting Service


Date:

Approved by:

SHARON E. ALMANZA
Deputy Treasurer of the Philippines

Date:

Previous month (September)	This month (October)	As of Date
163,407,578.73	145,741,205.55	1,357,863,973.71
150,208,686.93	100,754,056.06	1,312,310,689.80
13,198,891.80	44,987,149.49	45,553,283.91





MONTHLY REPORT OF DISBURSEMENTS
for the month of October 2018

FAR No. 4
01 (REGULAR AGENCY FUND)
CENTRAL OFFICE & REGIONAL OFFICES

Department : **DEPARTMENT OF FINANCE**
Agency : **BUREAU OF THE TREASURY**
Operating Unit : **CENTRAL OFFICE & REGIONAL OFFICES**
Organization Code (UACS) : **11-005-00-00000**
Funding Source Code (as clustered): **01 (Regular Agency Fund)**
(e.g. Old Fund Code: 101,102, 151)

PARTICULARS	CURRENT YEAR BUDGET					PRIOR YEAR'S BUDGET											SUB-TOTAL
	PS	MOOE	Fin. Exp	CO	TOTAL	PRIOR YEAR'S ACCOUNTS PAYABLE					CURRENT YEAR'S ACCOUNTS PAYABLE (Charged Against Cont. Approp CY 2017)					TOTAL	
						PS	MOOE	Fin. Exp	CO	Sub-Total	PS	MOOE	Fin. Exp	CO	Sub-Total		
1	2	3	4	5	6=(2+ 3+4+5)	7	8	9	10	11=(7+ 8+9+10)	12	13	14	15	16=(12+ 13+14+15)	17=(11+16)	18=(6+17)
October																	
Notice of Cash Allocation (NCA)																	
MDS Checks Issued	5,552,523.44	13,129,889.24	-	-	18,682,412.68	-	431,432.51	-	-	431,432.51	-	-	-	-	-	431,432.51	19,113,845.19
Advice to Debit Account	32,932,703.59	11,563,991.90	30,009,730.40	367,500.00	74,873,925.89	97,200.50	191,498.91	-	-	288,699.41	-	-	-	-	-	288,699.41	75,162,625.30
Working Fund (NCA issued to BTr)																	
Tax Remittance Advices Issued (TRA)	2,751,714.39	700,916.33	2,967,969.60	15,680.00	6,436,280.32	-	41,305.25	-	-	41,305.25	-	-	-	-	-	41,305.25	6,477,585.57
Cash Disbursement Ceiling (CDC)																	
Non-Cash Availment Authority (NCAA)																	
Others (CDT, BTr Docs Stamp, etc.)																	
Total	41,236,941.42	25,394,797.47	32,977,700.00	383,180.00	99,992,618.89	97,200.50	664,236.67	-	-	761,437.17	-	-	-	-	-	761,437.17	100,754,056.06
November																	
Notice of Cash Allocation (NCA)																	
MDS Checks Issued	-	-	-	-	-	-	-	-	-	-	-	-	-	-	-	-	-
Advice to Debit Account	-	-	-	-	-	-	-	-	-	-	-	-	-	-	-	-	-
Tax Remittance Advices Issued (TRA)	-	-	-	-	-	-	-	-	-	-	-	-	-	-	-	-	-
Cash Disbursement Ceiling (CDC)																	
Non-Cash Availment Authority (NCAA)																	
Others (CDT, BTr Docs Stamp, etc.)																	
Total	-	-	-	-	-	-	-	-	-	-	-	-	-	-	-	-	-
December																	
Notice of Cash Allocation (NCA)																	
MDS Checks Issued	-	-	-	-	-	-	-	-	-	-	-	-	-	-	-	-	-
Advice to Debit Account	-	-	-	-	-	-	-	-	-	-	-	-	-	-	-	-	-
Tax Remittance Advices Issued (TRA)	-	-	-	-	-	-	-	-	-	-	-	-	-	-	-	-	-
Cash Disbursement Ceiling (CDC)																	
Non-Cash Availment Authority (NCAA)																	
Others (CDT, BTr Docs Stamp, etc.)																	
Total	-	-	-	-	-	-	-	-	-	-	-	-	-	-	-	-	-
4th Quarter																	
Notice of Cash Allocation (NCA)																	
MDS Checks Issued	5,552,523.44	13,129,889.24	-	-	18,682,412.68	-	431,432.51	-	-	431,432.51	-	-	-	-	-	431,432.51	19,113,845.19
Advice to Debit Account	32,932,703.59	11,563,991.90	30,009,730.40	367,500.00	74,873,925.89	97,200.50	191,498.91	-	-	288,699.41	-	-	-	-	-	288,699.41	75,162,625.30
Tax Remittance Advices Issued (TRA)	2,751,714.39	700,916.33	2,967,969.60	15,680.00	6,436,280.32	-	41,305.25	-	-	41,305.25	-	-	-	-	-	41,305.25	6,477,585.57
Cash Disbursement Ceiling (CDC)																	
Non-Cash Availment Authority (NCAA)																	
Others (CDT, BTr Docs Stamp, etc.)																	
GRAND TOTAL	41,236,941.42	25,394,797.47	32,977,700.00	383,180.00	99,992,618.89	97,200.50	664,236.67	-	-	761,437.17	-	-	-	-	-	761,437.17	100,754,056.06

SUMMARY:

	<u>Previous Report</u> <u>(September)</u>	<u>This month</u> <u>(October)</u>	<u>As of Date</u>
Total Disbursement Authorities Received			
Unutilized NCA of previous month	135,164,453.20	6,464,734.55	
NCA	173,596,724.00	147,278,760.00	1,466,363,505.00
Working Fund	-	-	-
TRA	9,242,125.21	6,477,585.57	85,906,199.88
CDC			
NCAA			
Others (CDT, BTr Docs Stamp, etc.)			
Less: Notice of Transfer Allocations (NTA)* issued			
Total Disbursements Authorities Available	318,003,302.41	160,221,080.12	1,552,269,704.88
Less: Lapsed NCA	161,329,880.93	-	182,070,159.24
Disbursements	150,208,686.93	100,754,056.06	1,310,732,521.58
Balance of Disbursements Authorities as of date	6,464,734.55	59,467,024.06	59,467,024.06



MONTHLY REPORT OF DISBURSEMENTS
for the month of October 2018

FAR No. 4
01 (REGULAR AGENCY FUND)
CENTRAL OFFICE & REGIONAL OFFICES

Department : **DEPARTMENT OF FINANCE**
Agency : **BUREAU OF THE TREASURY**
Operating Unit : **CENTRAL OFFICE & REGIONAL OFFICES**
Organization Code (UACS) : **11-005-00-00000**
Funding Source Code (as clustered): **01 (Regular Agency Fund)**
(e.g. Old Fund Code: 101,102, 151)

PARTICULARS	TRUST LIABILITIES				GRAND TOTAL					Remarks
	PS	MOOE	CO	TOTAL	PS	MOOE	Fin. Exp	CO	TOTAL	
1	19	20	21	22=(19+20+21)	23	24	25	26	27=(23+24+25+26)	28
October										
Notice of Cash Allocation (NCA)										
MDS Checks Issued	-	-	-	-	5,552,523.44	13,561,321.75	-	-	19,113,845.19	
Advice to Debit Account	-	-	-	-	33,029,904.09	11,755,490.81	30,009,730.40	367,500.00	75,162,625.30	
Working Fund (NCA issued to BTr)					-	-	-	-	-	
Tax Remittance Advices Issued (TRA)	-	-	-	-	2,751,714.39	742,221.58	2,967,969.60	15,680.00	6,477,585.57	
Cash Disbursement Ceiling (CDC)					-	-	-	-	-	
Non-Cash Availment Authority (NCAA)					-	-	-	-	-	
Others (CDT, BTr Docs Stamp, etc.)					-	-	-	-	-	
Total	-	-	-	-	41,334,141.92	26,059,034.14	32,977,700.00	383,180.00	100,754,056.06	
November										
Notice of Cash Allocation (NCA)										
MDS Checks Issued	-	-	-	-	-	-	-	-	-	
Advice to Debit Account	-	-	-	-	-	-	-	-	-	
Tax Remittance Advices Issued (TRA)	-	-	-	-	-	-	-	-	-	
Cash Disbursement Ceiling (CDC)					-	-	-	-	-	
Non-Cash Availment Authority (NCAA)					-	-	-	-	-	
Others (CDT, BTr Docs Stamp, etc.)					-	-	-	-	-	
Total	-	-	-	-	-	-	-	-	-	
December										
Notice of Cash Allocation (NCA)										
MDS Checks Issued	-	-	-	-	-	-	-	-	-	
Advice to Debit Account	-	-	-	-	-	-	-	-	-	
Tax Remittance Advices Issued (TRA)	-	-	-	-	-	-	-	-	-	
Cash Disbursement Ceiling (CDC)					-	-	-	-	-	
Non-Cash Availment Authority (NCAA)					-	-	-	-	-	
Others (CDT, BTr Docs Stamp, etc.)					-	-	-	-	-	
Total	-	-	-	-	-	-	-	-	-	
4th Quarter										
Notice of Cash Allocation (NCA)										
MDS Checks Issued	-	-	-	-	5,552,523.44	13,561,321.75	-	-	19,113,845.19	
Advice to Debit Account	-	-	-	-	33,029,904.09	11,755,490.81	30,009,730.40	367,500.00	75,162,625.30	
Tax Remittance Advices Issued (TRA)	-	-	-	-	2,751,714.39	742,221.58	2,967,969.60	15,680.00	6,477,585.57	
Cash Disbursement Ceiling (CDC)					-	-	-	-	-	
Non-Cash Availment Authority (NCAA)					-	-	-	-	-	
Others (CDT, BTr Docs Stamp, etc.)					-	-	-	-	-	
GRAND TOTAL	-	-	-	-	41,334,141.92	26,059,034.14	32,977,700.00	383,180.00	100,754,056.06	

Total Disbursements Program (BED 3)**
Less: * Actual Disbursements
(Over)/Under spending

Previous Month (September)	This month (October)	As of Date
163,407,578.73	145,741,205.55	1,357,863,973.71
150,208,686.93	100,754,056.06	1,310,732,521.58
13,198,891.80	44,987,149.49	47,131,452.13

** includes NCAs for Terminal Leave Benefits & Retirement Gratuity

Certified Correct:

REYNALDO Z. DELOS SANTOS
OIC, Bureau Accounting Division

Date: _____

Recommended by:


MARITES B. MASARAP
Director III, Accounting Service

Date: _____

Approved by:

SHARON P. ALMANZA
Deputy Treasurer of the Philippines

Date: _____



Funding the Republic

Department : DEPARTMENT OF FINANCE
Agency : BUREAU OF THE TREASURY
Operating Unit : CENTRAL OFFICE
Organization Code (UACS) : 11-005-00-00000
Funding Source Code (as clustered): ALL FUNDS

PARTICULARS	CURRENT YEAR BUDGET					PRIOR YEAR'S BUDGET											SUB-TOTAL
	PS	MOOE	Fin. Exp	CO	TOTAL	PRIOR YEAR'S ACCOUNTS PAYABLE					CURRENT YEAR'S ACCOUNTS PAYABLE (Charged Against Cont. Approp CY 2017)					TOTAL	
						PS	MOOE	Fin. Exp	CO	Sub-Total	PS	MOOE	Fin. Exp	CO	Sub-Total		
1	2	3	4	5	6= (2+ 3+4+5)	7	8	9	10	11= (7+ 8+9+10)	12	13	14	15	16= (12+ 13+14+15)	17=(11+16)	18=(6+17)
October																	
Notice of Cash Allocation (NCA)			-	-	13,856,802.87	-	431,432.51	-	-	431,432.51	-	-	-	-	-	431,432.51	14,288,235.38
MDS Checks Issued	3,252,942.20	10,603,860.67															
Advice to Debit Account	18,549,072.62	8,061,438.29	30,009,730.40	367,500.00	56,987,741.31	97,200.50	191,498.91	-	-	288,699.41	-	-	-	-	-	288,699.41	57,276,440.72
Working Fund (NCA issued to BTr)																	
Tax Remittance Advices Issued (TRA)	1,162,978.91	546,656.71	2,967,969.60	15,680.00	4,693,285.22	-	41,305.25	-	-	41,305.25	-	-	-	-	-	41,305.25	4,734,590.47
Cash Disbursement Ceiling (CDC)																	
Non-Cash Availment Authority (NCAA)																	
Others (CDT, BTr Docs Stamp, etc.)																	
Total	22,964,993.73	19,211,955.67	32,977,700.00		75,537,829.40	97,200.50	664,236.67	-	-	761,437.17	-	-	-	-	-	761,437.17	76,299,266.57
November																	
Notice of Cash Allocation (NCA)			-	-	-	-	-	-	-	-	-	-	-	-	-	-	-
MDS Checks Issued	-	-	-	-	-	-	-	-	-	-	-	-	-	-	-	-	-
Advice to Debit Account	-	-	-	-	-	-	-	-	-	-	-	-	-	-	-	-	-
Tax Remittance Advices Issued (TRA)	-	-	-	-	-	-	-	-	-	-	-	-	-	-	-	-	-
Cash Disbursement Ceiling (CDC)																	
Non-Cash Availment Authority (NCAA)																	
Others (CDT, BTr Docs Stamp, etc.)																	
Total	-	-	-	-	-	-	-	-	-	-	-	-	-	-	-	-	-
December																	
Notice of Cash Allocation (NCA)			-	-	-	-	-	-	-	-	-	-	-	-	-	-	-
MDS Checks Issued	-	-	-	-	-	-	-	-	-	-	-	-	-	-	-	-	-
Advice to Debit Account	-	-	-	-	-	-	-	-	-	-	-	-	-	-	-	-	-
Tax Remittance Advices Issued (TRA)	-	-	-	-	-	-	-	-	-	-	-	-	-	-	-	-	-
Cash Disbursement Ceiling (CDC)																	
Non-Cash Availment Authority (NCAA)																	
Others (CDT, BTr Docs Stamp, etc.)																	
Total	-	-	-	-	-	-	-	-	-	-	-	-	-	-	-	-	-
4th Quarter																	
Notice of Cash Allocation (NCA)			-	-	13,856,802.87	-	431,432.51	-	-	431,432.51	-	-	-	-	-	-	-
MDS Checks Issued	3,252,942.20	10,603,860.67															
Advice to Debit Account	18,549,072.62	8,061,438.29	30,009,730.40	367,500.00	56,987,741.31	97,200.50	191,498.91	-	-	288,699.41	-	-	-	-	-	288,699.41	57,276,440.72
Tax Remittance Advices Issued (TRA)	1,162,978.91	546,656.71	2,967,969.60	15,680.00	4,693,285.22	-	41,305.25	-	-	41,305.25	-	-	-	-	-	41,305.25	4,734,590.47
Cash Disbursement Ceiling (CDC)																	
Non-Cash Availment Authority (NCAA)																	
Others (CDT, BTr Docs Stamp, etc.)																	
Total																	
GRAND TOTAL	22,964,993.73	19,211,955.67	32,977,700.00	383,180.00	75,537,829.40	97,200.50	664,236.67	-	-	761,437.17	-	-	-	-	-	761,437.17	76,299,266.57

SUMMARY:

	<u>Previous Report</u> <u>(September)</u>	<u>This month</u> <u>(October)</u>	<u>As of Date</u>
Total Disbursement Authorities Received			
Unutilized NCA of previous month	131,472,128.15	6,464,734.55	
NCA	173,716,724.00	147,978,760.00	1,470,511,638.00
Working Fund	-	-	-
TRA	7,064,580.67	4,734,590.47	68,075,479.95
CDC	-	-	-
NCAA	-	-	-
Others (CJ1, B1r Does Stamp, etc.)	-	-	-
Less: Notice of Transfer Allocations (NTA)* issued	30,698,923.85	25,318,536.29	269,858,430.33
Total Disbursements Authorities Available	281,554,508.97	133,859,548.73	1,268,738,687.62
Less: Lapsed NCA	161,657,041.42	-	179,622,302.56
Disbursements	113,432,733.00	76,299,266.57	1,031,546,102.90
Balance of Disbursement Authorities as of to date	6,464,734.55	57,560,282.16	57,560,282.16



MONTHLY REPORT OF DISBURSEMENTS
for the month of October 2018

Appendix 23
FAR No. 4
ALL FUNDS
CENTRAL OFFICE

Department : DEPARTMENT OF FINANCE
Agency : BUREAU OF THE TREASURY
Operating Unit : CENTRAL OFFICE
Organization Code (UACS) : 11-005-00-00000
Funding Source Code (as clustered) : ALL FUNDS

PARTICULARS	TRUST LIABILITIES				GRAND TOTAL					Remarks
	PS	MOOE	CO	TOTAL	PS	MOOE	Fin. Exp	CO	TOTAL	
1	19	20	21	22=(19+20+21)	23	24	25	26	27=(23+24+25+26)	28
October										
Notice of Cash Allocation (NCA)										
MDS Checks Issued	-	-	-	-	3,252,942.20	11,035,293.18	-	-	14,288,235.38	
Advice to Debit Account	-	-	-	-	18,646,273.12	8,252,937.20	30,009,730.40	367,500.00	57,276,440.72	
Working Fund (NCA issued to BTr)										
Tax Remittance Advices Issued (TRA)	-	-	-	-	1,162,978.91	587,961.96	2,967,969.60	15,680.00	4,734,590.47	
Cash Disbursement Ceiling (CDC)	-	-	-	-	-	-	-	-	-	
Non-Cash Availment Authority (NCAA)	-	-	-	-	-	-	-	-	-	
Others (CDT, BTr Docs Stamp, etc.)	-	-	-	-	-	-	-	-	-	
Total	-	-	-	-	23,062,194.23	19,876,192.34	32,977,700.00	383,180.00	76,299,266.57	
November										
Notice of Cash Allocation (NCA)	-	-	-	-	-	-	-	-	-	
MDS Checks Issued	-	-	-	-	-	-	-	-	-	
Advice to Debit Account	-	-	-	-	-	-	-	-	-	
Tax Remittance Advices Issued (TRA)	-	-	-	-	-	-	-	-	-	
Cash Disbursement Ceiling (CDC)	-	-	-	-	-	-	-	-	-	
Non-Cash Availment Authority (NCAA)	-	-	-	-	-	-	-	-	-	
Others (CDT, BTr Docs Stamp, etc.)	-	-	-	-	-	-	-	-	-	
Total	-	-	-	-	-	-	-	-	-	
December										
Notice of Cash Allocation (NCA)	-	-	-	-	-	-	-	-	-	
MDS Checks Issued	-	-	-	-	-	-	-	-	-	
Advice to Debit Account	-	-	-	-	-	-	-	-	-	
Tax Remittance Advices Issued (TRA)	-	-	-	-	-	-	-	-	-	
Cash Disbursement Ceiling (CDC)	-	-	-	-	-	-	-	-	-	
Non-Cash Availment Authority (NCAA)	-	-	-	-	-	-	-	-	-	
Others (CDT, BTr Docs Stamp, etc.)	-	-	-	-	-	-	-	-	-	
Total	-	-	-	-	-	-	-	-	-	
4th Quarter										
Notice of Cash Allocation (NCA)	-	-	-	-	-	-	-	-	-	
MDS Checks Issued	-	-	-	-	3,252,942.20	11,035,293.18	-	-	14,288,235.38	
Advice to Debit Account	-	-	-	-	18,646,273.12	8,252,937.20	30,009,730.40	367,500.00	57,276,440.72	
Tax Remittance Advices Issued (TRA)	-	-	-	-	1,162,978.91	587,961.96	2,967,969.60	15,680.00	4,734,590.47	
Cash Disbursement Ceiling (CDC)	-	-	-	-	-	-	-	-	-	
Non-Cash Availment Authority (NCAA)	-	-	-	-	-	-	-	-	-	
Others (CDT, BTr Docs Stamp, etc.)	-	-	-	-	-	-	-	-	-	
GRAND TOTAL	-	-	-	-	23,062,194.23	19,876,192.34	32,977,700.00	383,180.00	76,299,266.57	

Certified Correct:

REYNALDO Z. DELOS SANTOS
OIC, Bureau Accounting Division

Recommended by:

MARITES B. MASARAP
Director III, Accounting Service

Approved by:

SHARON P. ALMANZA
Deputy Treasurer of the Philippines

COMMISSION ON AUDIT
BUREAU OF THE TREASURY

RECEIVED

BY:

Fredrick Justin W. Gatchalian

NOV 23 2018

TIME: 2:45 pm



MONTHLY REPORT OF DISBURSEMENTS
for the month of October 2018

Department : DEPARTMENT OF FINANCE
Agency : BUREAU OF THE TREASURY
Operating Unit : Central Office
Organization Code (UACS : 11-005-00-00000
Funding Source Code (as clustered): 01 (Regular Agency Fund)
(e.g. Old Fund Code: 101,102, 151)

PARTICULARS	CURRENT YEAR BUDGET					PRIOR YEAR'S BUDGET											SUB-TOTAL
	PS	MOOE	Fin. Exp	CO	TOTAL	PRIOR YEAR'S ACCOUNTS PAYABLE					CURRENT YEAR'S ACCOUNTS PAYABLE (Charged Against Cont. Approp. CY 2017)					TOTAL	
						PS	MOOE	Fin. Exp	CO	Sub-Total	PS	MOOE	Fin. Exp	CO	Sub-Total		
1	2	3	4	5	6= (2+ 3+4+5)	7	8	9	10	11= (7+ 8+9+10)	12	13	14	15	16= (12+ 13+14+15)	17=(11+16)	18=(6+17)
October																	
Notice of Cash Allocation (NCA)					-												-
MDS Checks Issued	3,252,942.20	10,603,860.67			13,856,802.87		431,432.51			431,432.51					-	431,432.51	14,288,235.38
Advice to Debit Account	18,549,072.62	8,061,438.29	30,009,730.40	367,500.00	56,987,741.31	97,200.50	191,498.91			288,699.41					-	288,699.41	57,276,440.72
Working Fund (NCA issued to BTr)					-					-					-	-	-
Remittance Advices Issued (TRA)	1,162,978.91	546,656.71	2,967,969.60	15,680.00	4,693,285.22		41,305.25			41,305.25					-	41,305.25	4,734,590.47
Cash Disbursement Ceiling (CDC)					-					-					-	-	-
Non-Cash Availment Authority (NCAA)					-					-					-	-	-
Others (CDT, BTr Docs Stamp, etc.)					-					-					-	-	-
Total	22,964,993.73	19,211,955.67	32,977,700.00	383,180.00	75,537,829.40	97,200.50	664,236.67	-	-	761,437.17	-	-	-	-	-	761,437.17	76,299,266.57
November																	
Notice of Cash Allocation (NCA)					-												-
MDS Checks Issued					-					-						-	-
Advice to Debit Account					-					-						-	-
Tax Remittance Advices Issued (TRA)					-					-						-	-
Cash Disbursement Ceiling (CDC)					-					-						-	-
Non-Cash Availment Authority (NCAA)					-					-						-	-
Others (CDT, BTr Docs Stamp, etc.)					-					-						-	-
Total	-	-	-	-	-	-	-	-	-	-	-	-	-	-	-	-	-
December																	
Notice of Cash Allocation (NCA)					-												-
MDS Checks Issued					-					-						-	-
Advice to Debit Account					-					-						-	-
Tax Remittance Advices Issued (TRA)					-					-						-	-
Cash Disbursement Ceiling (CDC)					-					-						-	-
Non-Cash Availment Authority (NCAA)					-					-						-	-
Others (CDT, BTr Docs Stamp, etc.)					-					-						-	-
Total	-	-	-	-	-	-	-	-	-	-	-	-	-	-	-	-	-
4th Quarter																	
Notice of Cash Allocation (NCA)					-												-
MDS Checks Issued	3,252,942.20	10,603,860.67	-	-	13,856,802.87	-	431,432.51	-	-	431,432.51	-	-	-	-	-	431,432.51	14,288,235.38
Advice to Debit Account	18,549,072.62	8,061,438.29	30,009,730.40	367,500.00	56,987,741.31	97,200.50	191,498.91	-	-	288,699.41	-	-	-	-	-	288,699.41	57,276,440.72
Tax Remittance Advices Issued (TRA)	1,162,978.91	546,656.71	2,967,969.60	15,680.00	4,693,285.22	-	41,305.25	-	-	41,305.25	-	-	-	-	-	41,305.25	4,734,590.47
Cash Disbursement Ceiling (CDC)					-					-						-	-
Non-Cash Availment Authority (NCAA)					-					-						-	-
Others (CDT, BTr Docs Stamp, etc.)					-					-						-	-
AND TOTAL	22,964,993.73	19,211,955.67	32,977,700.00	383,180.00	75,537,829.40	97,200.50	664,236.67	-	-	761,437.17	-	-	-	-	-	761,437.17	76,299,266.57

SUMMARY:			
	Previous Report (September)	This month (October)	As of Date
Total Disbursement Authorities Received			
Unutilized NCA of previous month	129,818,568.61	6,464,734.55	
NCA	173,596,724.00	147,278,760.00	1,466,363,505.00
Working Fund			
TRA	7,064,580.67	4,734,590.47	68,075,479.95
CDC			
NCAA			
Others (CDT, BTr Docs Stamp, etc.)			
Less: Notice of Transfer Allocations (NTA)* issued	30,698,923.85	25,318,536.29	269,858,430.33
Total Disbursements Authorities Available	279,780,949.43	133,159,548.73	1,264,580,554.62
Less: Lapsed NCA	159,883,481.88	-	177,752,337.78
Disbursements	113,432,733.00	76,299,266.57	1,029,967,934.68
Balance of Disbursement Authorities as of to date	6,464,734.55	56,860,282.16	56,860,282.16

*added back the amount of 6,464,727.00 to Disbursements Authorities Available from Lapsed NCA in 3rd Quarter representing NCA-BMB-A-18-0020086 & NCA-BMB-A-18-0021983 both dated in September but credited to MDS Account No. 2001-90003-1 in October.



MONTHLY REPORT OF DISBURSEMENTS
for the month of October 2018

Department : DEPARTMENT OF FINANCE
Agency : BUREAU OF THE TREASURY
Operating Unit : Central Office
Organization Code (UACS) : 11-005-00-00000
Funding Source Code (as clustered) : 01 (Regular Agency Fund)
(e.g. Old Fund Code: 101,102, 151)

PARTICULARS	TRUST LIABILITIES				GRAND TOTAL					Remarks
	PS	MOOE	CO	TOTAL	PS	MOOE	Fin. Exp	CO	TOTAL	
I	19	20	21	22=(19+20+21)	23	24	25	26	27=(23+24+25+26)	28
October										PS includes: TL & RG Payment in October 2018: 6,466,773.20
Notice of Cash Allocation (NCA)					-	-	-	-	-	
MDS Checks Issued				-	3,252,942.20	11,035,293.18	-	-	14,288,235.38	
Advice to Debit Account				-	18,646,273.12	8,252,937.20	30,009,730.40	367,500.00	57,276,440.72	
Working Fund (NCA issued to BTr)				-	-	-	-	-	-	
Tax Remittance Advices Issued (TRA)				-	1,162,978.91	587,961.96	2,967,969.60	15,680.00	4,734,590.47	
Cash Disbursement Ceiling (CDC)				-	-	-	-	-	-	
Non-Cash Availment Authority (NCAA)				-	-	-	-	-	-	
Others (CDT, BTr Docs Stamp, etc.)				-	-	-	-	-	-	
Total	-	-	-	-	23,062,194.23	19,876,192.34	32,977,700.00	383,180.00	76,299,266.57	
November										
Notice of Cash Allocation (NCA)					-	-	-	-	-	
MDS Checks Issued				-	-	-	-	-	-	
Advice to Debit Account				-	-	-	-	-	-	
Tax Remittance Advices Issued (TRA)				-	-	-	-	-	-	
Cash Disbursement Ceiling (CDC)				-	-	-	-	-	-	
Non-Cash Availment Authority (NCAA)				-	-	-	-	-	-	
Others (CDT, BTr Docs Stamp, etc.)				-	-	-	-	-	-	
Total	-	-	-	-	-	-	-	-	-	
December										
Notice of Cash Allocation (NCA)					-	-	-	-	-	
MDS Checks Issued				-	-	-	-	-	-	
Advice to Debit Account				-	-	-	-	-	-	
Tax Remittance Advices Issued (TRA)				-	-	-	-	-	-	
Cash Disbursement Ceiling (CDC)				-	-	-	-	-	-	
Non-Cash Availment Authority (NCAA)				-	-	-	-	-	-	
Others (CDT, BTr Docs Stamp, etc.)				-	-	-	-	-	-	
Total	-	-	-	-	-	-	-	-	-	
4th Quarter										
Notice of Cash Allocation (NCA)					-	-	-	-	-	
MDS Checks Issued	-	-	-	-	3,252,942.20	11,035,293.18	-	-	14,288,235.38	
Advice to Debit Account	-	-	-	-	18,646,273.12	8,252,937.20	30,009,730.40	367,500.00	57,276,440.72	
Tax Remittance Advices Issued (TRA)	-	-	-	-	1,162,978.91	587,961.96	2,967,969.60	15,680.00	4,734,590.47	
Cash Disbursement Ceiling (CDC)				-	-	-	-	-	-	
Non-Cash Availment Authority (NCAA)				-	-	-	-	-	-	
Others (CDT, BTr Docs Stamp, etc.)				-	-	-	-	-	-	
GRAND TOTAL	-	-	-	-	23,062,194.23	19,876,192.34	32,977,700.00	383,180.00	76,299,266.57	

Certified Correct:


REYNALDO Z. DELOS SANTOS
OIC, Bureau Accounting Division

Recommended by:

MARITES B. MASARAP
Director III, Accounting Service

Approved by:

SHARON P. ALMANZA
Deputy Treasurer of the Philippines





MONTHLY REPORT OF DISBURSEMENTS
for the month of October 2018

Department : DEPARTMENT OF FINANCE
Agency : BUREAU OF THE TREASURY
Operating Unit : CENTRAL OFFICE
Organization Code (UACS) : 11-005-00-00000
Funding Source Code (as clustered) : 04 (SPECIAL ACCOUNT - FOREIGN ASSISTED FUND/GRANTS)

PARTICULARS	CURRENT YEAR BUDGET					PRIOR YEAR'S BUDGET											SUB-TOTAL	TRUST LIABILITIES				GRAND TOTAL					Remarks
	PS	MOOE	Fin. Exp	CO	TOTAL	PRIOR YEAR'S ACCOUNTS PAYABLE					CURRENT YEAR'S ACCOUNTS PAYABLE (Charged Against Cont. Approp CY 2017)					TOTAL		PS	MOOE	CO	TOTAL	PS	MOOE	Fin. Exp	CO	TOTAL	
						PS	MOOE	Fin. Exp	CO	Sub-Total	PS	MOOE	Fin. Exp	CO	Sub-Total												
1	2	3	4	5	6= (2+ 3+4+5)	7	8	9	10	11= (7+ 8+9+10)	12	13	14	15	16= (12+ 13+14+15)	17=(11+16)	18=(6+17)	19	20	21	22=(19+ 20+21)	23	24	25	26	27=(23+24+25+ 26)	28
October																											
Notice of Cash Allocation (NCA)					-					-					-	-	-				-	-	-	-	-	-	-
MDS Checks Issued					-					-					-	-	-				-	-	-	-	-	-	-
Advice to Debit Account					-					-					-	-	-				-	-	-	-	-	-	-
Working Fund (NCA issued to BTr)					-					-					-	-	-				-	-	-	-	-	-	-
Tax Remittance Advices Issued (TRA)					-					-					-	-	-				-	-	-	-	-	-	-
Cash Disbursement Ceiling (CDC)					-					-					-	-	-				-	-	-	-	-	-	-
Non-Cash Availment Authority (NCAA)					-					-					-	-	-				-	-	-	-	-	-	-
Others (CDT, BTr Docs Stamp, etc.)					-					-					-	-	-				-	-	-	-	-	-	-
Total	-	-	-	-	-	-	-	-	-	-	-	-	-	-	-	-	-	-	-	-	-	-	-	-	-	-	-
November																											
Notice of Cash Allocation (NCA)					-					-					-	-	-				-	-	-	-	-	-	-
MDS Checks Issued					-					-					-	-	-				-	-	-	-	-	-	-
Advice to Debit Account					-					-					-	-	-				-	-	-	-	-	-	-
Tax Remittance Advices Issued (TRA)					-					-					-	-	-				-	-	-	-	-	-	-
Cash Disbursement Ceiling (CDC)					-					-					-	-	-				-	-	-	-	-	-	-
Non-Cash Availment Authority (NCAA)					-					-					-	-	-				-	-	-	-	-	-	-
Others (CDT, BTr Docs Stamp, etc.)					-					-					-	-	-				-	-	-	-	-	-	-
Total	-	-	-	-	-	-	-	-	-	-	-	-	-	-	-	-	-	-	-	-	-	-	-	-	-	-	-
December																											
Notice of Cash Allocation (NCA)					-					-					-	-	-				-	-	-	-	-	-	-
MDS Checks Issued					-					-					-	-	-				-	-	-	-	-	-	-
Advice to Debit Account					-					-					-	-	-				-	-	-	-	-	-	-
Tax Remittance Advices Issued (TRA)					-					-					-	-	-				-	-	-	-	-	-	-
Cash Disbursement Ceiling (CDC)					-					-					-	-	-				-	-	-	-	-	-	-
Non-Cash Availment Authority (NCAA)					-					-					-	-	-				-	-	-	-	-	-	-
Others (CDT, BTr Docs Stamp, etc.)					-					-					-	-	-				-	-	-	-	-	-	-
Total	-	-	-	-	-	-	-	-	-	-	-	-	-	-	-	-	-	-	-	-	-	-	-	-	-	-	-
4th Quarter																											
Notice of Cash Allocation (NCA)					-					-					-	-	-				-	-	-	-	-	-	-
MDS Checks Issued	-	-	-	-	-	-	-	-	-	-	-	-	-	-	-	-	-				-	-	-	-	-	-	-
Advice to Debit Account	-	-	-	-	-	-	-	-	-	-	-	-	-	-	-	-	-				-	-	-	-	-	-	-
Tax Remittance Advices Issued (TRA)	-	-	-	-	-	-	-	-	-	-	-	-	-	-	-	-	-				-	-	-	-	-	-	-
Cash Disbursement Ceiling (CDC)	-	-	-	-	-	-	-	-	-	-	-	-	-	-	-	-	-				-	-	-	-	-	-	-
Non-Cash Availment Authority (NCAA)	-	-	-	-	-	-	-	-	-	-	-	-	-	-	-	-	-				-	-	-	-	-	-	-
Others (CDT, BTr Docs Stamp, etc.)	-	-	-	-	-	-	-	-	-	-	-	-	-	-	-	-	-				-	-	-	-	-	-	-
GRAND TOTAL	-	-	-	-	-	-	-	-	-	-	-	-	-	-	-	-	-	-	-	-	-	-	-	-	-	-	-

SUMMARY:

	Previous Report (September)	This month (October)	As of Date
Total Disbursement Authorities Received			
Unutilized NCA of previous month	1,653,559.54	-	-
NCA	120,000.00	700,000.00	4,148,133.00
Working Fund	-	-	-
TRA	-	-	-
CDC	-	-	-
NCAA	-	-	-
Others (CDT, BTr Docs Stamp, etc.)	-	-	-
Less: Notice of Transfer Allocations (NTA)* issued			
Total Disbursements Authorities Available	1,773,559.54	700,000.00	4,148,133.00
Less: Lapsed NCA	1,773,559.54	-	1,869,964.78
Disbursements	-	-	1,578,168.22
Balance of Disbursement Authorities as of to date	-	700,000.00	700,000.00

Certified Correct:


REYNALDO Z. DELOS SANTOS
OIC, Bureau Accounting Division
Date:

Recommended by:

MARITES B. MASARAP
Director III, Accounting Service
Date:

Approved by:

SHARON P. ALMANZA
Deputy Treasurer of the Philippines
Date:





MONTHLY REPORT OF DISBURSEMENTS
for the month of October 2018

Appendix 23
FAR No. 4
01 (REGULAR AGENCY FUND)
REGIONAL OFFICES

Department : DEPARTMENT OF FINANCE
Agency : BUREAU OF THE TREASURY
Operating Unit : REGIONAL OFFICES
Organization Code (UACS) : 11-005-00-00000
Funding Source Code (as clustered): 01 (Regular Agency Fund)
(e.g. Old Fund Code: 101,102, 151)

PARTICULARS	CURRENT YEAR BUDGET					PRIOR YEAR'S BUDGET											SUB-TOTAL	TRUST LIABILITIES				GRAND TOTAL					Remarks
	PS	MOOE	Fin. Exp	CO	TOTAL	PRIOR YEAR'S ACCOUNTS PAYABLE					CURRENT YEAR'S ACCOUNTS PAYABLE (Charged Against Cont. Approp CY 2017)					TOTAL		PS	MOOH	CO	TOTAL	PS	MOOE	Fin. Exp	CO	TOTAL	
						PS	MOOE	Fin. Exp	CO	Sub-Total	PS	MOOE	Fin. Exp	CO	Sub-Total												
1	2	3	4	5	6=(2+3+4+5)	7	8	9	10	11=(7+8+9+10)	12	13	14	15	16=(12+13+14+15)	17=(11+16)	18=(6+17)	19	20	21	22=(19+20+21)	23	24	25	26	27=(23+24+25+26)	28
July																											
Notice of Cash Allocation (NCA)					-					-					-							-				-	
MDS Checks Issued	2,299,581.24	2,526,028.57	-	-	4,825,609.81	-	-	-	-	-	-	-	-	-	-	-	4,825,609.81	-	-	-	-	2,299,581.24	2,526,028.57	-	-	4,825,609.81	
Advice to Debit Account	14,383,630.97	3,502,553.61			17,886,184.58												17,886,184.58					14,383,630.97	3,502,553.61			17,886,184.58	
Working Fund (NCA issued to BTr)					-					-					-							-				-	
Tax Remittance Advices Issued (TRA)	1,588,735.48	154,259.62			1,742,995.10												1,742,995.10					1,588,735.48	154,259.62			1,742,995.10	
Cash Disbursement Ceiling (CDC)					-					-					-							-				-	
Non-Cash Availment Authority (NCAA)					-					-					-							-				-	
Others (CDT, BTr Docs Stamp, etc.)					-					-					-							-				-	
Total	18,271,947.69	6,182,841.80	-	-	24,454,789.49	-	-	-	-	-	-	-	-	-	-	-	24,454,789.49	-	-	-	-	18,271,947.69	6,182,841.80	-	-	24,454,789.49	
August																											
Notice of Cash Allocation (NCA)					-					-					-							-				-	
MDS Checks Issued	-	-	-	-	-	-	-	-	-	-	-	-	-	-	-	-	-	-	-	-	-	-	-	-	-	-	
Advice to Debit Account	-	-	-	-	-	-	-	-	-	-	-	-	-	-	-	-	-	-	-	-	-	-	-	-	-	-	
Tax Remittance Advices Issued (TRA)	-	-	-	-	-	-	-	-	-	-	-	-	-	-	-	-	-	-	-	-	-	-	-	-	-	-	
Cash Disbursement Ceiling (CDC)					-					-					-							-				-	
Non-Cash Availment Authority (NCAA)					-					-					-							-				-	
Others (CDT, BTr Docs Stamp, etc.)					-					-					-							-				-	
Total	-	-	-	-	-	-	-	-	-	-	-	-	-	-	-	-	-	-	-	-	-	-	-	-	-	-	
September																											
Notice of Cash Allocation (NCA)					-					-					-							-				-	
MDS Checks Issued	-	-	-	-	-	-	-	-	-	-	-	-	-	-	-	-	-	-	-	-	-	-	-	-	-	-	
Advice to Debit Account	-	-	-	-	-	-	-	-	-	-	-	-	-	-	-	-	-	-	-	-	-	-	-	-	-	-	
Tax Remittance Advices Issued (TRA)	-	-	-	-	-	-	-	-	-	-	-	-	-	-	-	-	-	-	-	-	-	-	-	-	-	-	
Cash Disbursement Ceiling (CDC)					-					-					-							-				-	
Non-Cash Availment Authority (NCAA)					-					-					-							-				-	
Others (CDT, BTr Docs Stamp, etc.)					-					-					-							-				-	
Total	-	-	-	-	-	-	-	-	-	-	-	-	-	-	-	-	-	-	-	-	-	-	-	-	-	-	
3rd Quarter																											
Notice of Cash Allocation (NCA)					-					-					-							-				-	
MDS Checks Issued	2,299,581.24	2,526,028.57			4,825,609.81												4,825,609.81					2,299,581.24	2,526,028.57			4,825,609.81	
Advice to Debit Account	14,383,630.97	3,502,553.61			17,886,184.58												17,886,184.58					14,383,630.97	3,502,553.61			17,886,184.58	
Tax Remittance Advices Issued (TRA)	1,588,735.48	154,259.62			1,742,995.10												1,742,995.10					1,588,735.48	154,259.62			1,742,995.10	
Cash Disbursement Ceiling (CDC)					-					-					-							-				-	
Non-Cash Availment Authority (NCAA)					-					-					-							-				-	
Others (CDT, BTr Docs Stamp, etc.)					-					-					-							-				-	
Total	18,271,947.69	6,182,841.80	-	-	24,454,789.49	-	-	-	-	-	-	-	-	-	-	-	24,454,789.49	-	-	-	-	18,271,947.69	6,182,841.80	-	-	24,454,789.49	
GRAND TOTAL	18,271,947.69	6,182,841.80	-	-	24,454,789.49	-	-	-	-	-	-	-	-	-	-	-	24,454,789.49	-	-	-	-	18,271,947.69	6,182,841.80	-	-	24,454,789.49	

SUMMARY:

	Previous Report (September)	This month (October)	As of Date
Total Disbursement Authorities Received			
Unutilized NTA of previous month	5,345,884.59	-	
NTA Working Fund	30,698,923.85	25,318,536.29	269,858,430.33
TRA	2,177,544.54	1,742,995.10	17,830,719.93
CDC	-	-	
NCAA	-	-	
Others (CDT, BTr Docs Stamp, etc.)	-	-	
Less: Notice of Transfer Allocations (NTA)* issued	-	-	
Total Disbursements Authorities Available	38,222,352.98	27,061,531.39	287,689,150.26
Less: Lapsed NCA Disbursements	1,446,399.05	-	4,317,821.46
	36,775,953.93	24,454,789.49	280,764,586.90
Balance of Disbursement Authorities as of to date	-	2,606,741.90	2,606,741.90

Consolidated by:

PRECIOUS B. BUGARES
ADOF II, Bureau Accounting Division
Date: Nov. 21, 2018

Noted by:


REYNALDO Z. DELOS SANTOS
OIC, Bureau Accounting Division
Date:

Recommended by:

MARITES B. MASARAP
Director III, Accounting Service
Date:

Approved by:

SHARON P. ALMANZA
Deputy Treasurer of the Philippines
Date:





SUMMARY OF NOTICE OF CASH ALLOCATION
as of October 31, 2018


Funding the Republic

MDS Account No: 2001-90003-1


	UACS CODE	JANUARY	FEBRUARY	MARCH	APRIL	MAY	JUNE	JULY	AUGUST	SEPTEMBER	OCTOBER	NOVEMBER	DECEMBER	TOTAL
GAA														
NCA-BMB-A-18-0000466, January 5, 2018														
REGULAR	01101101	45,075,000.00	65,075,000.00	72,075,000.00	88,549,000.00	179,991,000.00	128,074,000.00	155,074,000.00	167,220,000.00	149,264,000.00	135,074,000.00	173,944,000.00	145,549,000.00	1,504,964,000.00
RLIP	01104102	3,288,000.00	3,288,000.00	3,288,000.00	3,288,000.00	3,288,000.00	3,287,000.00	3,287,000.00	3,287,000.00	3,287,000.00	3,287,000.00	3,287,000.00	3,287,000.00	39,449,000.00
NCA-BMB-A-18-0001997, February 2, 2018														
REGULAR	01102101		95,071,500.00											95,071,500.00
NCA-BMB-A-18-0002633, February 13, 2018														
REGULAR	01102101		101,159,696.00											101,159,696.00
Total (GAA)														
		48,363,000.00	264,594,196.00	75,363,000.00	91,837,000.00	183,279,000.00	131,361,000.00	158,361,000.00	170,507,000.00	152,551,000.00	138,361,000.00	177,231,000.00	148,836,000.00	1,740,644,196.00
RG & RL														
	01101407 / 01101101		268,107.00						10,294,000.00	7,385,135.00	6,392,786.00			24,340,028.00
PERFORMANCE-BASED BONUS FY 2017														
NCA-BMB-A-18-0019044, September 12, 2018	01101406	-	-	-	-	-	-	-	-	13,660,589.00	-	-	-	13,660,589.00
PS REQ'Ts FOR NEWLY-FILLED POSITIONS														
NCA-BMB-A-18-0022464, October 29, 2018	01101406										2,524,974.00	8,044,928.00	2,524,974.00	13,094,876.00
		-	-	-	-	-	-	-	-	13,660,589.00	2,524,974.00	8,044,928.00	2,524,974.00	26,755,465.00
Sub-Total (MDS 2001-90003-1)														
		48,363,000.00	264,862,303.00	75,363,000.00	91,837,000.00	183,279,000.00	131,361,000.00	158,361,000.00	180,801,000.00	173,596,724.00	147,278,760.00	185,275,928.00	151,360,974.00	1,791,739,689.00
MDS Account No: 2001-90210-6 *														
RG & RL														
	01101407 / 01101101	3,722,660.00	1,014,381.00	315,030.00	3,097,409.00	1,239,956.00		1,871,282.00						11,260,718.00
MDS Account No: 2001-90258-2														
GRANT-KFW IDF (TSA CAPACITY BUILDING)														
	04104161			950,000.00	200,000.00	100,000.00	1,928,133.00	150,000.00	120,000.00	700,000.00	450,000.00	950,000.00		5,548,133.00
		52,085,660.00	265,876,684.00	75,678,030.00	95,884,409.00	184,718,956.00	131,461,000.00	162,160,415.00	180,951,000.00	173,716,724.00	147,978,760.00	185,725,928.00	152,310,974.00	1,808,548,540.00
GRAND TOTAL														

*See attached details


Certified Correct:



REYNALDO Z. DELOS SANTOS
OIC, Bureau Accounting Division

Recommended by:


MARITES B. MASARA
Director III, Accounting Service

Approved by:


SHARON P. ALMANZA
Deputy Treasurer of the Philippines





Funding the Republic

NOTICE OF CASH ALLOCATION RECEIVED - Terminal Leave & Retirement Gratuity
as of October 31, 2018


MDS Account No: 2001-90210-6 (TL&RG)

Date	NCA NO.	UACS CODE	Amount	Remarks
01/18/18	NCA-BMB-A-18-0001427	01101101	1,436,607.00	TL Benefits of Ms. Myrna R. De Guzman
01/19/18	NCA-BMB-A-18-0001518	01101407	672,497.00	TL Benefits of Ms. Jocelyn C. Belenio & M. Aracelli M. Rillera
01/22/18	NCA-BMB-A-18-0001557	01101407	1,613,556.00	RG Benefits of Ms. Teodora S. Balayo
02/15/18	NCA-BMB-A-18-0002866	01101101	1,014,381.00	TL Benefits of Ms. Emma D. Carta
03/01/18	NCA-BMB-A-18-0003655	01101407	315,030.00	TL Benefits of Mr. Ali-Khan I. Cabais
04/11/18	NCA-BMB-A-18-0007428	01101101/01101407	3,097,409.00	TL Benefits of Ms. Norma G. Abelgas, Ms. Ma. Victoria S. Lumbre, Mr. Rafael S. Villanueva, Ms. Nancy E. Bernales & Ms. Amma Antonia A. Reyes
05/21/18	NCA-BMB-A-18-0010443	01101407	1,155,553.00	TL Benefits of Ms. Saphia K. Alimudin
05/28/18	NCA-BMB-A-18-0010911	01101407	84,403.00	TL Benefits of Ms. Marievic B. Razo
07/18/18	NCA-BMB-A-18-0014773	01101407	1,179,208.00	RG Benefits of Mr. Eduardo I. Guevarra
07/23/18	NCA-BMB-A-18-0015172	01101101/01101407	692,074.00	TL Benefits of Mr. Alfredo A. Alejandrino, Mr. Jenito P. Guanzon, Ms. Dolores M. Salem & Ms. Milagros W. Manlosa
Total			11,260,718.00	

MDS Account No: 2001-90003-1 (TL&RG)

02/02/18	NCA-BMB-A-18-0001974	01101407	268,107.00	TL Benefits of Ms. Teodora S. Balayo
08/23/18	NCA-BMB-A-18-0016274	01101407	248,685.00	TL Benefits of Ms. Anselma G. Cruz
08/23/18	NCA-BMB-A-18-0017532	01101407	10,045,315.00	Monetization of Leave Credits of BTr Employees for CY 2018
09/05/18	NCA-BMB-A-18-0018403	01101101	405,942.00	TL Benefits of Mr. John G. Sarzona
09/07/18	NCA-BMB-A-18-0018609	01101101	514,466.00	TL Benefits of Mr. Belito I. Vega
09/24/18	NCA-BMB-A-18-0019947	01101101	2,201,944.00	TL Benefits of Ms. Elsie P. Qutor
09/26/18	NCA-BMB-A-18-0020086	01101101	4,262,783.00	TL Benefits of Ms. Clara G. Aurelio
10/18/18	NCA-BMB-A-18-0021983	01101101	6,392,786.00	TL Benefits of Ms. Rita T. Escueta, Ms. Rogie S. Gadian, Ms. Marcela S. Salazar, Ms. Juanita F. Doblas and Mr. Rolando C. Anta
Total			24,340,028.00	

Certified Correct:



REYNALDO Z. DELOS SANTOS
OIC, Bureau Accounting Division

Recommended by:


MARITES B. MASARAP
Director III, Accounting Service

Approved by:


SHARON P. ALMANZA
Deputy Treasurer of the Philippines



MONTHLY DISBURSEMENT PROGRAM (per BED 3)

GAA	TOTAL	Estimated TRA Rate	JANUARY	FEBRUARY	MARCH	APRIL	MAY	JUNE	JULY	AUGUST	SEPTEMBER	OCTOBER	NOVEMBER	DECEMBER	TOTAL
Disbursement Program per BED 3 (net of TRA)															
CURRENT YEAR															
PS (per BED 3)	463,289,000.00		27,741,000.00	27,741,000.00	27,741,000.00	30,938,000.00	52,945,000.00	61,998,000.00	27,741,000.00	61,998,000.00	30,280,000.00	27,741,000.00	56,141,000.00	30,284,000.00	463,289,000.00
Estimated TRA for PS	34,765,000.00	7%	2,081,672.27	2,081,672.27	2,081,672.27	2,321,573.73	3,972,969.19	4,652,302.28	2,081,672.27	4,652,302.28	2,272,197.70	2,081,672.27	4,212,795.61	2,272,497.86	34,765,000.00
Sub-Total (PS)	498,054,000.00		29,822,672.27	29,822,672.27	29,822,672.27	33,259,573.73	56,917,969.19	66,650,302.28	29,822,672.27	66,650,302.28	32,552,197.70	29,822,672.27	60,353,795.61	32,556,497.86	498,054,000.00
MOOE (per BED 3)	379,190,000.00		12,000,000.00	12,000,000.00	14,000,000.00	27,000,000.00	25,000,000.00	25,000,000.00	32,000,000.00	40,000,000.00	41,190,000.00	47,000,000.00	50,000,000.00	54,000,000.00	379,190,000.00
Estimated TRA for MOOE	19,957,000.00	5%	631,567.29	631,567.29	736,828.50	1,421,026.40	1,315,765.18	1,315,765.18	1,684,179.44	2,105,224.29	2,167,854.72	2,473,638.55	2,631,530.37	2,842,052.80	19,957,000.00
Sub-Total (MOOE)	399,147,000.00		12,631,567.29	12,631,567.29	14,736,828.50	28,421,026.40	26,315,765.18	26,315,765.18	33,684,179.44	42,105,224.29	43,357,854.72	49,473,638.55	52,631,530.37	56,842,052.80	399,147,000.00
FINEX (per BED 3)	665,000,000.00		5,000,000.00	25,000,000.00	30,000,000.00	30,000,000.00	75,000,000.00	75,000,000.00	80,000,000.00	80,000,000.00	80,000,000.00	60,000,000.00	65,000,000.00	60,000,000.00	665,000,000.00
Estimated TRA for FINEX	35,000,000.00	5%	263,157.89	1,315,789.47	1,578,947.37	1,578,947.37	3,947,368.42	3,947,368.42	4,210,526.32	4,210,526.32	4,210,526.32	3,157,894.74	3,421,052.63	3,157,894.74	35,000,000.00
Sub-Total (FINEX)	700,000,000.00		5,263,157.89	26,315,789.47	31,578,947.37	31,578,947.37	78,947,368.42	78,947,368.42	84,210,526.32	84,210,526.32	84,210,526.32	63,157,894.74	68,421,052.63	63,157,894.74	700,000,000.00
CO (per BED 3)	2,623,665,000.00		-	-	-	-	24,522,000.00	-	15,000,000.00	19,146,000.00	-	-	-	-	58,668,000.00
Estimated TRA for CO	138,088,000.00	5%	-	-	-	-	1,290,635.02	-	789,475.79	1,007,686.90	-	-	-	-	3,087,797.71
Sub-Total (CO)	2,761,753,000.00		-	-	-	-	25,812,635.02	-	15,789,475.79	20,153,686.90	-	-	-	-	61,755,797.71
RLIP (per BED 3)	39,449,000.00		3,287,000.00	3,287,000.00	3,287,000.00	3,287,000.00	3,287,000.00	3,287,000.00	3,287,000.00	3,287,000.00	3,287,000.00	3,287,000.00	3,287,000.00	3,292,000.00	39,449,000.00
Estimated TRA for RLIP	-	0%	-	-	-	-	-	-	-	-	-	-	-	-	-
Sub-Total (RLIP)	39,449,000.00		3,287,000.00	3,287,000.00	3,287,000.00	3,287,000.00	3,287,000.00	3,287,000.00	3,287,000.00	3,287,000.00	3,287,000.00	3,287,000.00	3,287,000.00	3,292,000.00	39,449,000.00
TOTAL Estimated TRA CY	227,810,000.00		2,976,397.45	4,029,029.03	4,397,448.14	5,321,547.49	10,526,737.82	9,915,435.88	8,765,853.81	11,975,739.79	8,650,578.73	7,713,205.55	10,265,378.61	8,272,445.39	92,809,797.71
L NCA PROGRAM															
PS	502,738,000.00		31,028,000.00	31,028,000.00	31,028,000.00	34,225,000.00	56,232,000.00	65,285,000.00	31,028,000.00	65,285,000.00	33,567,000.00	31,028,000.00	59,428,000.00	33,576,000.00	502,738,000.00
TRA-PS	34,765,000.00	6%	2,081,672.27	2,081,672.27	2,081,672.27	2,321,573.73	3,972,969.19	4,652,302.28	2,081,672.27	4,652,302.28	2,272,197.70	2,081,672.27	4,212,795.61	2,272,497.86	34,765,000.00
Subtotal PS	537,503,000.00		33,109,672.27	33,109,672.27	33,109,672.27	36,546,573.73	60,204,969.19	69,937,302.28	33,109,672.27	69,937,302.28	35,839,197.70	33,109,672.27	63,640,795.61	35,848,497.86	537,503,000.00
MOOE	379,190,000.00		12,000,000.00	12,000,000.00	14,000,000.00	27,000,000.00	25,000,000.00	25,000,000.00	32,000,000.00	40,000,000.00	41,190,000.00	47,000,000.00	50,000,000.00	54,000,000.00	379,190,000.00
TRA-MOOE	19,957,000.00	5%	631,567.29	631,567.29	736,828.50	1,421,026.40	1,315,765.18	1,315,765.18	1,684,179.44	2,105,224.29	2,167,854.72	2,473,638.55	2,631,530.37	2,842,052.80	19,957,000.00
Subtotal MOOE	399,147,000.00		12,631,567.29	12,631,567.29	14,736,828.50	28,421,026.40	26,315,765.18	26,315,765.18	33,684,179.44	42,105,224.29	43,357,854.72	49,473,638.55	52,631,530.37	56,842,052.80	399,147,000.00
FINEX	665,000,000.00		5,000,000.00	25,000,000.00	30,000,000.00	30,000,000.00	75,000,000.00	75,000,000.00	80,000,000.00	80,000,000.00	80,000,000.00	60,000,000.00	65,000,000.00	60,000,000.00	665,000,000.00
TRA-FINEX	35,000,000.00	5%	263,157.89	1,315,789.47	1,578,947.37	1,578,947.37	3,947,368.42	3,947,368.42	4,210,526.32	4,210,526.32	4,210,526.32	3,157,894.74	3,421,052.63	3,157,894.74	35,000,000.00
Subtotal FINEX	700,000,000.00		5,263,157.89	26,315,789.47	31,578,947.37	31,578,947.37	78,947,368.42	78,947,368.42	84,210,526.32	84,210,526.32	84,210,526.32	63,157,894.74	68,421,052.63	63,157,894.74	700,000,000.00
CO	2,623,665,000.00		-	-	-	-	24,522,000.00	-	15,000,000.00	19,146,000.00	-	-	-	-	58,668,000.00
TRA-CO	138,088,000.00	5%	-	-	-	-	1,290,635.02	-	789,475.79	1,007,686.90	-	-	-	-	3,087,797.71
Subtotal CO	2,761,753,000.00		-	-	-	-	25,812,635.02	-	15,789,475.79	20,153,686.90	-	-	-	-	61,755,797.71
TRA															
TOTAL DISBURSEMENT PROGRAM (net of TRA)	4,170,593,000.00	227,810,000.00	48,028,000.00	68,028,000.00	75,028,000.00	91,225,000.00	180,754,000.00	165,285,000.00	158,028,000.00	204,431,000.00	154,757,000.00	138,028,000.00	174,428,000.00	147,576,000.00	1,605,596,000.00
PS	502,738,000.00	34,765,000.00	31,028,000.00	31,028,000.00	31,028,000.00	34,225,000.00	56,232,000.00	65,285,000.00	31,028,000.00	65,285,000.00	33,567,000.00	31,028,000.00	59,428,000.00	33,576,000.00	502,738,000.00
MOOE	379,190,000.00	19,957,000.00	12,000,000.00	12,000,000.00	14,000,000.00	27,000,000.00	25,000,000.00	25,000,000.00	32,000,000.00	40,000,000.00	41,190,000.00	47,000,000.00	50,000,000.00	54,000,000.00	379,190,000.00
FINEX	665,000,000.00	35,000,000.00	5,000,000.00	25,000,000.00	30,000,000.00	30,000,000.00	75,000,000.00	75,000,000.00	80,000,000.00	80,000,000.00	80,000,000.00	60,000,000.00	65,000,000.00	60,000,000.00	665,000,000.00
CO	2,623,665,000.00	138,088,000.00	-	-	-	-	24,522,000.00	-	15,000,000.00	19,146,000.00	-	-	-	-	58,668,000.00
Estimated TRA			2,976,397.45	4,029,029.03	4,397,448.14	5,321,547.49	10,526,737.82	9,915,435.88	8,765,853.81	11,975,739.79	8,650,578.73	7,713,205.55	10,265,378.61	8,272,445.39	92,809,797.71
TOTAL DISBURSEMENT PROGRAM with estimated of TRA)			51,004,397.45	72,057,029.03	79,425,448.14	96,546,547.49	191,280,737.82	175,200,435.88	166,793,853.81	216,406,739.79	163,407,578.73	145,741,205.55	184,693,378.61	155,848,445.39	1,698,405,797.71