


MONTHLY REPORT OF DISBURSEMENTS  
For the month of February 2016

Department : DEPARTMENT OF FINANCE  
Agency : BUREAU OF THE TREASURY  
Operating Unit : CENTRAL OFFICE & REGIONAL OFFICES  
Organization Code (UACS) : 11-005-00-00000  
Funding Source Code (as clustered): ALL FUNDS  
(e.g. Old Fund Code: 101,102, 151)

PARTICULARS	CURRENT YEAR BUDGET					PRIOR YEAR'S BUDGET												SUB-TOTAL
	PS	MOOE	Fin. Exp	CO	TOTAL	PRIOR YEAR'S ACCOUNTS PAYABLE					CURRENT YEAR'S ACCOUNTS PAYABLE (Charge Against Cont. Approp CY 2015)					TOTAL		
						PS	MOOE	Fin. Exp	CO	Sub-Total	PS	MOOE	Fin. Exp	CO	Sub-Total			
1	2	3	4	5	6= (2+ 3+4+5)	7	8	9	10	11= (7+ 8+9+10)	12	13	14	15	16= (12+ 13+14+15)	17=(11+16)	18=(6+17)	
JANUARY																		
Notice of Cash Allocation (NCA)				-	5,609,610.07	208,854.79	2,479,583.56	-	-	2,688,438.35	-	18,548.17	-	-	18,548.17	2,706,986.52	8,316,596.5	
MDS Checks Issued	3,820,382.43	1,789,227.64	-	-														
Advice to Debit Account	15,279,902.56	2,542,224.11	-	-	17,822,126.67	663,888.19	5,721,215.54	39,784,244.50	1,738,675.38	47,908,023.61	-	242,467.74	-	-	242,467.74	48,150,491.35	65,972,618.0	
Working Fund (NCA issued to BTr)	-	-	-	-							-	-	-	-	-			
Tax Remittance Advices Issued (TRA)	3,058,241.42	155,902.08	-	-	3,214,143.50	64,404.59	368,619.92	3,934,705.50	138,406.62	4,506,136.63	-	19,610.51	-	-	19,610.51	4,525,747.14	7,739,890.6	
Cash Disbursement Ceiling (CDC)	-	-	-	-	-	-	-	-	-	-	-	-	-	-	-	-	-	
Non-Cash Availment Authority (NCAA)	-	-	-	-	-	-	-	-	-	-	-	-	-	-	-	-	-	
Others (CDT, BTr Docs Stamp, etc.)	-	-	-	-	-	-	-	-	-	-	-	-	-	-	-	-	-	
TOTAL	22,158,526.41	4,487,353.83	-	-	26,645,880.24	937,147.57	8,569,419.02	43,718,950.00	1,877,082.00	55,102,598.59	-	280,626.42	-	-	280,626.42	55,383,225.01	82,029,105.2	
FEBRUARY																		
Notice of Cash Allocation			-	-	12,360,310.53	21,998.31	688,719.76	-	4,377,767.85	5,088,485.92	-	-	-	-	-	5,088,485.92	17,448,796.4	
MDS Checks Issue	6,689,812.83	5,670,497.70	-	-							-	-	-	-	-			
Advice to Debit Account	17,713,961.34	5,109,713.86	39,975,253.50	80,650,000.00	143,448,928.70	-	518,097.36	6,480,719.70	747,678.58	7,746,495.64	-	-	-	-	-	7,746,495.64	151,195,424.3	
Tax Remittance Advices Issued	3,447,847.26	406,740.17	3,953,596.50	-	7,808,183.93	5,978.00	81,181.36	640,950.30	57,053.57	785,163.23	-	-	-	-	-	785,163.23	8,593,347.1	
Cash Disbursement Ceiling	-	-	-	-	-	-	-	-	-	-	-	-	-	-	-	-	-	
Non-Cash Availment Authority	-	-	-	-	-	-	-	-	-	-	-	-	-	-	-	-	-	
Others (CDT, Docs Stamp, etc.)	-	-	-	-	-	-	-	-	-	-	-	-	-	-	-	-	-	
TOTAL	27,851,621.43	11,186,951.73	43,928,850.00	80,650,000.00	163,617,423.16	27,976.31	1,287,998.48	7,121,670.00	5,182,500.00	13,620,144.79	-	-	-	-	-	13,620,144.79	177,237,567.9	
MARCH																		
Notice of Cash Allocation			-	-	-	-	-	-	-	-	-	-	-	-	-	-	-	
MDS Checks Issue	-	-	-	-	-	-	-	-	-	-	-	-	-	-	-	-	-	
Advice to Debit Account	-	-	-	-	-	-	-	-	-	-	-	-	-	-	-	-	-	
Tax Remittance Advices Issued	-	-	-	-	-	-	-	-	-	-	-	-	-	-	-	-	-	
Cash Disbursement Ceiling	-	-	-	-	-	-	-	-	-	-	-	-	-	-	-	-	-	
Non-Cash Availment Authority	-	-	-	-	-	-	-	-	-	-	-	-	-	-	-	-	-	
Others (CDT, Docs Stamp, etc.)	-	-	-	-	-	-	-	-	-	-	-	-	-	-	-	-	-	
TOTAL	-	-	-	-	-	-	-	-	-	-	-	-	-	-	-	-	-	
1ST QUARTER																		
Notice of Cash Allocation			-	-	17,969,920.60	230,853.10	3,168,303.32	-	4,377,767.85	7,776,924.27	-	18,548.17	-	-	18,548.17	7,795,472.44	25,765,393.04	
MDS Checks Issue	10,510,195.26	7,459,725.34	-	-							-	-	-	-	-			
Advice to Debit Account	32,993,863.90	7,651,937.97	39,975,253.50	80,650,000.00	161,271,055.37	663,888.19	6,239,312.90	46,264,964.20	2,486,353.96	55,654,519.25	-	242,467.74	-	-	242,467.74	55,896,986.99	217,168,042.36	
Tax Remittance Advices Issued	6,506,088.68	562,642.25	3,953,596.50	-	11,022,327.43	70,382.59	449,801.28	4,575,655.80	195,460.19	5,291,299.86	-	19,610.51	-	-	19,610.51	5,310,910.37	16,333,237.80	
Cash Disbursement Ceiling	-	-	-	-	-	-	-	-	-	-	-	-	-	-	-	-	-	
Non-Cash Availment Authority	-	-	-	-	-	-	-	-	-	-	-	-	-	-	-	-	-	
Others (CDT, Docs Stamp, etc.)	-	-	-	-	-	-	-	-	-	-	-	-	-	-	-	-	-	
GRAND TOTAL	50,010,147.84	15,674,305.56	43,928,850.00	80,650,000.00	190,263,303.40	965,123.88	9,857,417.50	50,840,620.00	7,059,582.00	68,722,743.38	-	280,626.42	-	-	280,626.42	69,003,369.80	259,266,673.20	

SUMMARY:

	Previous Report January	This month (February)	As of Date
Total Disbursement Authorities Received			
Unutilized NCA of previous month	-	96,481,838.39	-
NCA	170,771,053.00	89,885,760.00	260,656,813.00
Working Fund	-	-	-
TRA	7,739,890.64	8,593,347.16	16,333,237.80
CDC	-	-	-
NCAA	-	-	-
Others (CDT, BTr Docs Stamp, etc.)	-	-	-
Less: Notice of Transfer Allocations (NTA)* issued	-	-	-
<b>Total Disbursements Authorities Available</b>	<b>178,510,943.64</b>	<b>194,960,945.55</b>	<b>276,990,050.80</b>
Less: Lapsed NCA	-	-	-
Disbursements	82,029,105.25	177,237,567.95	259,266,673.20
<b>Balance of Disbursements Authorities as of to date</b>	<b>96,481,838.39</b>	<b>17,723,377.60</b>	<b>17,723,377.60</b>



MONTHLY REPORT OF DISBURSEMENTS  
For the month of February 2016

Department : DEPARTMENT OF FINANCE  
Agency : BUREAU OF THE TREASURY  
Operating Unit : CENTRAL OFFICE & REGIONAL OFFICES  
Organization Code (UACS) : 11-005-00-00000  
Funding Source Code (as clustered): ALL FUNDS  
(e.g. Old Fund Code: 101,102, 151)

PARTICULARS	TRUST LIABILITIES				GRAND TOTAL					Remarks
	PS	MOOE	CO	TOTAL	PS	MOOE	Fin. Exp	CO	TOTAL	
1	19	20	21	22=(19+20+21)	23	24	25	26	27=(23+24+25+26)	28
<b>JANUARY</b>										
Notice of Cash Allocation (NCA)	-	-	-	-	4,029,237.22	4,287,359.37	-	-	8,316,596.59	PS includes: TL & RG Payment in February 2016 172,759.35 TRA excludes: P 4,020 taxes withheld from payment of honorarium, since the source of funds is savings
MDS Checks Issued	-	-	-	-	-	-	-	-	-	
Advice to Debit Account	-	-	-	-	15,943,790.75	8,505,907.39	39,784,244.50	1,738,675.38	65,972,618.02	
Working Fund (NCA issued to BTr)	-	-	-	-	-	-	-	-	-	
Tax Remittance Advices Issued (TRA)	-	-	-	-	3,122,646.01	544,132.51	3,934,705.50	138,406.62	7,739,890.64	
Cash Disbursement Ceiling (CDC)	-	-	-	-	-	-	-	-	-	
Non-Cash Availment Authority (NCAA)	-	-	-	-	-	-	-	-	-	
Others (CDT, BTr Docs Stamp, etc.)	-	-	-	-	-	-	-	-	-	
<b>TOTAL</b>	-	-	-	-	23,095,673.98	13,337,399.27	43,718,950.00	1,877,082.00	82,029,105.25	
<b>FEBRUARY</b>										
Notice of Cash Allocation	-	-	-	-	6,711,811.14	6,359,217.46	-	4,377,767.85	17,448,796.45	
MDS Checks Issued	-	-	-	-	17,713,961.34	5,627,811.22	46,455,973.20	81,397,678.58	151,195,424.34	
Advice to Debit Account	-	-	-	-	3,453,825.26	487,921.53	4,594,546.80	57,053.57	8,593,347.16	
Tax Remittance Advices Issued	-	-	-	-	-	-	-	-	-	
Cash Disbursement Ceiling	-	-	-	-	-	-	-	-	-	
Non-Cash Availment Authority	-	-	-	-	-	-	-	-	-	
Others (CDT, Docs Stamp, etc.)	-	-	-	-	-	-	-	-	-	
<b>TOTAL</b>	-	-	-	-	27,879,597.74	12,474,950.21	51,050,520.00	85,832,500.00	177,237,567.95	
<b>MARCH</b>										
Notice of Cash Allocation	-	-	-	-	-	-	-	-	-	
MDS Checks Issued	-	-	-	-	-	-	-	-	-	
Advice to Debit Account	-	-	-	-	-	-	-	-	-	
Tax Remittance Advices Issued	-	-	-	-	-	-	-	-	-	
Cash Disbursement Ceiling	-	-	-	-	-	-	-	-	-	
Non-Cash Availment Authority	-	-	-	-	-	-	-	-	-	
Others (CDT, Docs Stamp, etc.)	-	-	-	-	-	-	-	-	-	
<b>TOTAL</b>	-	-	-	-	-	-	-	-	-	
<b>1ST QUARTER</b>										
Notice of Cash Allocation	-	-	-	-	10,741,048.36	10,646,576.83	-	4,377,767.85	25,765,393.04	
MDS Checks Issued	-	-	-	-	33,657,752.09	14,133,718.61	86,240,217.70	83,136,353.96	217,168,042.36	
Advice to Debit Account	-	-	-	-	6,576,471.27	1,032,054.04	8,529,252.30	195,460.19	16,333,237.80	
Tax Remittance Advices Issued	-	-	-	-	-	-	-	-	-	
Cash Disbursement Ceiling	-	-	-	-	-	-	-	-	-	
Non-Cash Availment Authority	-	-	-	-	-	-	-	-	-	
Others (CDT, Docs Stamp, etc.)	-	-	-	-	-	-	-	-	-	
<b>GRAND TOTAL</b>					50,975,271.72	25,812,349.48	94,769,470.00	87,709,582.00	259,266,673.20	

Total Disbursements Program (BED 2)\*\*  
Less: \* Actual Disbursements  
(Over)/Under spending

\*\* includes NCAs for Terminal Leave Benefits & Retirement Gratuity

Previous Report (January)	This month (February)	As of Date
205,410,388.68	133,896,659.60	339,307,048.28
82,029,105.25	177,237,567.95	259,266,673.20
123,381,283.43	(43,340,908.35)	80,040,375.08

Certified Correct:  
*Carol D. Jorge*  
CAROL D. JORGE  
Agency Chief Accountant  
Date: *3/2/2016*

Recommending Approval:  
*Filemon D. Condino*  
FILEMON D. CONDINO  
Director III, Accounting Service  
Date: \_\_\_\_\_

COMMISSION ON AUDIT  
BUREAU OF THE TREASURY  
**RECEIVED**  
Approved By: *Christine L. Sanchez*  
CHRISTINE L. SANCHEZ, CESO IV  
Deputy Treasurer of the Philippines  
BY: *[Signature]*  
DATE: **MAR 2 2 2016** TIME: \_\_\_\_\_




MONTHLY REPORT OF DISBURSEMENTS  
For the month of February 2016

Department : DEPARTMENT OF FINANCE  
Agency : BUREAU OF THE TREASURY  
Operating Unit : CENTRAL OFFICE & REGIONAL OFFICES  
Organization Code (UACS) : 11-005-00-00000  
Funding Source Code (as clustered): 01 (Regular Agency Fund)  
(e.g. Old Fund Code: 101,102, 151)

PARTICULARS	CURRENT YEAR BUDGET					PRIOR YEAR'S BUDGET											SUB-TOTAL
	PS	MOOE	Fin. Exp	CO	TOTAL	PRIOR YEAR'S ACCOUNTS PAYABLE					CURRENT YEAR'S ACCOUNTS PAYABLE (Charge Against Cont. Approp CY 2015)					TOTAL	
						PS	MOOE	Fin. Exp	CO	Sub-Total	PS	MOOE	Fin. Exp	CO	Sub-Total		
1	2	3	4	5	6= (2+ 3+4+5)	7	8	9	10	11= (7+ 8+9+10)	12	13	14	15	16= (12+ 13+14+15)	17=(11+16)	18=(6+17)
JANUARY																	
Notice of Cash Allocation (NCA)																	
MDS Checks Issued	3,820,382.43	1,789,227.64	-	-	5,609,610.07	208,854.79	2,479,583.56	-	-	2,688,438.35	-	18,548.17	-	-	18,548.17	2,706,986.52	8,316,596.59
Advice to Debit Account	15,279,902.56	2,542,224.11	-	-	17,822,126.67	663,888.19	5,721,215.54	39,784,244.50	1,738,675.38	47,908,023.61	-	242,467.74	-	-	242,467.74	48,150,491.35	65,972,618.02
Working Fund (NCA issued to BTr)																	
Tax Remittance Advices Issued (TRA)	3,058,241.42	155,902.08	-	-	3,214,143.50	64,404.59	368,619.92	3,934,705.50	138,406.62	4,506,136.63	-	19,610.51	-	-	19,610.51	4,525,747.14	7,739,890.64
Cash Disbursement Ceiling (CDC)																	
Non-Cash Availment Authority (NCAA)																	
Others (CDT, BTr Docs Stamp, etc.)																	
TOTAL	22,158,526.41	4,487,353.83	-	-	26,645,880.24	937,147.57	8,569,419.02	43,718,950.00	1,877,082.00	55,102,598.59	-	280,626.42	-	-	280,626.42	55,383,225.01	82,029,105.25
FEBRUARY																	
Notice of Cash Allocation																	
MDS Checks Issue	6,689,812.83	5,670,497.70	-	-	12,360,310.53	21,998.31	688,719.76	-	4,377,767.85	5,088,485.92	-	-	-	-	-	5,088,485.92	17,448,796.45
Advice to Debit Account	17,713,961.34	5,109,713.86	39,975,253.50	80,650,000.00	143,448,928.70	-	518,097.36	6,480,719.70	747,678.58	7,746,495.64	-	-	-	-	-	7,746,495.64	151,195,424.34
Tax Remittance Advices Issued	3,447,847.26	406,740.17	3,953,596.50	-	7,808,183.93	5,978.00	81,181.36	640,950.30	57,053.57	785,163.23	-	-	-	-	-	785,163.23	8,593,347.16
Cash Disbursement Ceiling																	
Non-Cash Availment Authority																	
Others (CDT, Docs Stamp, etc.)																	
TOTAL	27,851,621.43	11,186,951.73	43,928,850.00	80,650,000.00	163,617,423.16	27,976.31	1,287,998.48	7,121,670.00	5,182,500.00	13,620,144.79	-	-	-	-	-	13,620,144.79	177,237,567.95
MARCH																	
Notice of Cash Allocation																	
MDS Checks Issue	-	-	-	-	-	-	-	-	-	-	-	-	-	-	-	-	-
Advice to Debit Account	-	-	-	-	-	-	-	-	-	-	-	-	-	-	-	-	-
Tax Remittance Advices Issued	-	-	-	-	-	-	-	-	-	-	-	-	-	-	-	-	-
Cash Disbursement Ceiling																	
Non-Cash Availment Authority																	
Others (CDT, Docs Stamp, etc.)																	
TOTAL	-	-	-	-	-	-	-	-	-	-	-	-	-	-	-	-	-
1ST QUARTER																	
Notice of Cash Allocation																	
MDS Checks Issue	10,510,195.26	7,459,725.34	-	-	17,969,920.60	230,853.10	3,168,303.32	-	4,377,767.85	7,776,924.27	-	18,548.17	-	-	18,548.17	7,795,472.44	25,765,393.04
Advice to Debit Account	32,993,863.90	7,651,937.97	39,975,253.50	80,650,000.00	161,271,055.37	663,888.19	6,239,312.90	46,264,964.20	2,486,353.96	55,654,519.25	-	242,467.74	-	-	242,467.74	55,896,986.99	217,168,042.36
Tax Remittance Advices Issued	6,506,088.68	562,642.25	3,953,596.50	-	11,022,327.43	70,382.59	449,801.28	4,575,655.80	195,460.19	5,291,299.86	-	19,610.51	-	-	19,610.51	5,310,910.37	16,333,237.80
Cash Disbursement Ceiling																	
Non-Cash Availment Authority																	
Others (CDT, Docs Stamp, etc.)																	
GRAND TOTAL	50,010,147.84	15,674,305.56	43,928,850.00	80,650,000.00	190,263,303.40	965,123.88	9,857,417.50	50,840,620.00	7,059,582.00	68,722,743.38	-	280,626.42	-	-	280,626.42	69,003,369.80	259,266,673.20
SUMMARY:																	

SUMMARY:

	Previous Report January	This month (February)	As of Date
Total Disbursement Authorities Received			
Unutilized NCA of previous month		96,481,838.39	-
NCA	170,771,053.00	89,885,760.00	260,656,813.00
Working Fund			-
TRA	7,739,890.64	8,593,347.16	16,333,237.80
CDC			-
NCAA			-
Others (CDT, BTr Docs Stamp, etc.)			-
Less: Notice of Transfer Allocations (NTA)* issued			-
Total Disbursements Authorities Available	178,510,943.64	194,960,945.55	276,990,050.80
Less: Lapsed NCA			-
Disbursements	82,029,105.25	177,237,567.95	259,266,673.20
Balance of Disbursements Authorities as of to date	96,481,838.39	17,723,377.60	17,723,377.60 (0.00)



MONTHLY REPORT OF DISBURSEMENTS  
For the month of February 2016

Department : DEPARTMENT OF FINANCE  
Agency : BUREAU OF THE TREASURY  
Operating Unit : CENTRAL OFFICE & REGIONAL OFFICES  
Organization Code (UACS) : 11-005-00-00000  
Funding Source Code (as clustered): 01 (Regular Agency Fund)  
(e.g. Old Fund Code: 101,102, 151)

PARTICULARS	TRUST LIABILITIES				GRAND TOTAL					Remarks
	PS	MOOE	CO	TOTAL	PS	MOOE	Fin. Exp	CO	TOTAL	
1	19	20	21	22=(19+20+21)	23	24	25	26	27=(23+24+25+26)	28
<b>JANUARY</b>										
Notice of Cash Allocation (NCA)										PS includes: TL & RG Payment in February 2016: 172,759.35  TRA excludes :  P 4,020 taxes withheld from payment of honorarium, since the source of funds is savings
MDS Checks Issued	-	-	-	-	4,029,237.22	4,287,359.37	-	-	8,316,596.59	
Advice to Debit Account	-	-	-	-	15,943,790.75	8,505,907.39	39,784,244.50	1,738,675.38	65,972,618.02	
Working Fund (NCA issued to BTr)	-	-	-	-	3,122,646.01	544,132.51	3,934,705.50	138,406.62	7,739,890.64	
Tax Remittance Advices Issued (TRA)	-	-	-	-	-	-	-	-	-	
Cash Disbursement Ceiling (CDC)	-	-	-	-	-	-	-	-	-	
Non-Cash Availment Authority (NCAA)	-	-	-	-	-	-	-	-	-	
Others (CDT, BTr Docs Stamp, etc.)	-	-	-	-	-	-	-	-	-	
TOTAL	-	-	-	-	23,095,673.98	13,337,399.27	43,718,950.00	1,877,082.00	82,029,105.25	
<b>FEBRUARY</b>										
Notice of Cash Allocation										
MDS Checks Issued	-	-	-	-	6,711,811.14	6,359,217.46	-	4,377,767.85	17,448,796.45	
Advice to Debit Account	-	-	-	-	17,713,961.34	5,627,811.22	46,455,973.20	81,397,678.58	151,195,424.34	
Tax Remittance Advices Issued	-	-	-	-	3,453,825.26	487,921.53	4,594,546.80	57,053.57	8,593,347.16	
Cash Disbursement Ceiling	-	-	-	-	-	-	-	-	-	
Non-Cash Availment Authority	-	-	-	-	-	-	-	-	-	
Others (CDT, Docs Stamp, etc.)	-	-	-	-	-	-	-	-	-	
TOTAL	-	-	-	-	27,879,597.74	12,474,950.21	51,050,520.00	85,832,500.00	177,237,567.95	
<b>MARCH</b>										
Notice of Cash Allocation										
MDS Checks Issued	-	-	-	-	-	-	-	-	-	
Advice to Debit Account	-	-	-	-	-	-	-	-	-	
Tax Remittance Advices Issued	-	-	-	-	-	-	-	-	-	
Cash Disbursement Ceiling	-	-	-	-	-	-	-	-	-	
Non-Cash Availment Authority	-	-	-	-	-	-	-	-	-	
Others (CDT, Docs Stamp, etc.)	-	-	-	-	-	-	-	-	-	
TOTAL	-	-	-	-	-	-	-	-	-	
<b>1ST QUARTER</b>										
Notice of Cash Allocation										
MDS Checks Issued	-	-	-	-	10,741,048.36	10,646,576.83	-	4,377,767.85	25,765,393.04	
Advice to Debit Account	-	-	-	-	33,657,752.09	14,133,718.61	86,240,217.70	83,136,353.96	217,168,042.36	
Tax Remittance Advices Issued	-	-	-	-	6,576,471.27	1,032,054.04	8,529,252.30	195,460.19	16,333,237.80	
Cash Disbursement Ceiling	-	-	-	-	-	-	-	-	-	
Non-Cash Availment Authority	-	-	-	-	-	-	-	-	-	
Others (CDT, Docs Stamp, etc.)	-	-	-	-	-	-	-	-	-	
TOTAL	-	-	-	-	50,975,271.72	25,812,349.48	94,769,470.00	87,709,582.00	259,266,673.20	
<b>GRAND TOTAL</b>	-	-	-	-	50,975,271.72	25,812,349.48	94,769,470.00	87,709,582.00	259,266,673.20	

Total Disbursements Program (BED 2)\*\*  
Less: \* Actual Disbursements  
(Over)/Under spending

\*\* includes NCAs for Terminal Leave Benefits & Retirement Gratuity

Previous Report (January)


This month (February)

As of Date

205,410,388.68  
82,029,105.25  
123,381,283.43

133,896,659.60  
177,237,567.95  
143,840,908.35

339,307,048.28  
259,266,673.20  
80,040,375.08



Certified Correct:

CAROL D. JORGE

Agency Chief Accountant

Recommending Approval:

FILEMON D. CONDINO

Director III, Accounting Service

Approved By:

CHRISTINE L. SANCHEZ, CESO IV

Deputy Treasurer of the Philippines




MONTHLY REPORT OF DISBURSEMENT  
For the month of February 2016

Department : DEPARTMENT OF FINANCE  
Agency : BUREAU OF THE TREASURY  
Operating Unit : CENTRAL OFFICE  
Organization Code (UACS) : 11-005-00-00000  
Funding Source Code (as clustered): ALL FUNDS

PARTICULARS	CURRENT YEAR BUDGET					PRIOR YEAR'S BUDGET												SUB-TOTAL																																																											
	PS	MOOE	Fin. Exp	CO	TOTAL	PRIOR YEAR'S ACCOUNTS PAYABLE					CURRENT YEAR'S ACCOUNTS PAYABLE (Charge Against Cont. Approp CY 2015)					TOTAL																																																													
						PS	MOOE	Fin. Exp	CO	Sub-Total	PS	MOOE	Fin. Exp	CO	Sub-Total																																																														
1	2	3	4	5	6= (2+ 3+4+5)	7	8	9	10	11= (7+ 8+9+10)	12	13	14	15	16= (12+ 13+14+15)	17=(11+16)	18=(6+17)																																																												
JANUARY																																																																													
Notice of Cash Allocation (NCA)																																																																													
MDS Checks Issued	472,181.04	730,973.96	-	-	1,203,155.00	208,854.79	2,479,583.56	-	-	2,688,438.35	-	18,548.17	-	-	18,548.17	2,706,986.52	3,910,141.52																																																												
Advice to Debit Account	6,230,721.04	1,210,711.23	-	-	7,441,432.27	663,888.19	5,721,215.54	39,784,244.50	1,738,675.38	47,908,023.61	-	242,467.74	-	-	242,467.74	48,150,491.35	55,591,923.62																																																												
Working Fund (NCA issued to BTr)																																																																													
Tax Remittance Advices Issued (TRA)	1,339,778.35	39,552.62	-	-	1,379,330.97	64,404.59	368,619.92	3,934,705.50	138,406.62	4,506,136.63	-	19,610.51	-	-	19,610.51	4,525,747.14	5,905,078.11																																																												
Cash Disbursement Ceiling (CDC)																																																																													
Non-Cash Availment Authority (NCAA)																																																																													
Others (CDT, BTr Docs Stamp, etc.)																																																																													
TOTAL	8,042,680.43	1,981,237.81	-		10,023,918.24	937,147.57	8,569,419.02	43,718,950.00	1,877,082.00	55,102,598.59	-	280,626.42	-	-	280,626.42	55,383,225.01	65,407,143.25																																																												
FEBRUARY																																																																													
Notice of Cash Allocation																																																																													
MDS Checks Issued	3,637,854.07	3,961,384.33	-	-	7,599,238.40	21,998.31	688,719.76	-	4,377,767.85	5,088,485.92	-	-	-	-	-	5,088,485.92	12,687,724.32																																																												
Advice to Debit Account	6,712,024.46	3,086,377.94	39,975,253.50	80,650,000.00	130,423,655.90	-	518,097.36	6,480,719.70	747,678.58	7,746,495.64	-	-	-	-	-	7,746,495.64	138,170,151.54																																																												
Tax Remittance Advices Issued	1,537,873.31	226,339.80	3,953,596.50	-	5,717,809.61	5,978.00	81,181.36	640,950.30	57,053.57	785,163.23	-	-	-	-	-	785,163.23	6,502,972.84																																																												
Cash Disbursement Ceiling																																																																													
Non-Cash Availment Authority																																																																													
Others (CDT, Docs Stamp, etc.)																																																																													
TOTAL	11,887,751.84	7,274,102.07	43,928,850.00	80,650,000.00	143,740,703.91	27,976.31	1,287,998.48	7,121,670.00	5,182,500.00	13,620,144.79	-	-	-	-	-	13,620,144.79	157,360,848.70																																																												
MARCH																																																																													
Notice of Cash Allocation																																																																													
MDS Checks Issued	-	-	-	-	-	-	-	-	-	-	-	-	-	-	-	-	-																																																												
Advice to Debit Account	-	-	-	-	-	-	-	-	-	-	-	-	-	-	-	-	-																																																												
Tax Remittance Advices Issued	-	-	-	-	-	-	-	-	-	-	-	-	-	-	-	-	-																																																												
Cash Disbursement Ceiling	-	-	-	-	-	-	-	-	-	-	-	-	-	-	-	-	-																																																												
Non-Cash Availment Authority	-	-	-	-	-	-	-	-	-	-	-	-	-	-	-	-	-																																																												
Others (CDT, Docs Stamp, etc.)	-	-	-	-	-	-	-	-	-	-	-	-	-	-	-	-	-																																																												
TOTAL	-	-	-	-	-	-	-	-	-	-	-	-	-	-	-	-	-																																																												
1ST QUARTER																																																																													
Notice of Cash Allocation																																																																													
MDS Checks Issued	4,110,035.11	4,692,358.29	-	-	8,802,393.40	230,853.10	3,168,303.32	-	4,377,767.85	7,776,924.27	-	18,548.17	-	-	18,548.17	7,795,472.44	16,597,865.84																																																												
Advice to Debit Account	12,942,745.50	4,297,089.17	39,975,253.50	80,650,000.00	137,865,088.17	663,888.19	6,239,312.90	46,264,964.20	2,486,353.96	55,654,519.25	-	242,467.74	-	-	242,467.74	55,896,986.99	193,762,075.16																																																												
Tax Remittance Advices Issued	2,877,651.66	265,892.42	3,953,596.50	-	7,097,140.58	70,382.59	449,801.28	4,575,655.80	195,460.19	5,291,299.86	-	19,610.51	-	-	19,610.51	5,310,910.37	12,408,050.95																																																												
Cash Disbursement Ceiling																																																																													
Non-Cash Availment Authority																																																																													
Others (CDT, Docs Stamp, etc.)																																																																													
TOTAL	19,930,432.27	9,255,339.88	43,928,850.00	80,650,000.00	153,764,622.15	965,123.88	9,857,417.50	50,840,620.00	7,059,582.00	68,722,743.38	-	280,626.42	-	-	280,626.42	69,003,369.80	222,767,991.95																																																												
GRAND TOTAL	19,930,432.27	9,255,339.88	43,928,850.00	80,650,000.00	153,764,622.15	965,123.88	9,857,417.50	50,840,620.00	7,059,582.00	68,722,743.38	-	280,626.42	-	-	280,626.42	69,003,369.80	222,767,991.95																																																												
SUMMARY:																																																																													
<table><tr><td></td><td>Previous Report January</td><td>This month (February)</td><td>As of Date</td></tr><tr><td>Total Disbursement Authorities Received</td><td></td><td></td><td></td></tr><tr><td>Unutilized NCA of previous month</td><td></td><td>95,198,105.03</td><td></td></tr><tr><td>NCA</td><td>170,771,053.00</td><td>89,885,760.00</td><td>260,656,813.00</td></tr><tr><td>Working Fund</td><td></td><td></td><td></td></tr><tr><td>TRA</td><td>5,905,078.11</td><td>6,502,972.84</td><td>12,408,050.95</td></tr><tr><td>CDC</td><td></td><td></td><td></td></tr><tr><td>NCAA</td><td></td><td></td><td></td></tr><tr><td>Others (CDT, BTr Docs Stamp, etc.)</td><td></td><td></td><td></td></tr><tr><td>Less: Notice of Transfer Allocations (NTA)* issued</td><td>16,070,882.83</td><td>18,846,096.92</td><td>34,916,979.75</td></tr><tr><td>Total Disbursements Authorities Available</td><td>160,605,248.28</td><td>172,740,740.95</td><td>238,147,884.20</td></tr><tr><td>Less: Lapsed NCA</td><td></td><td></td><td></td></tr><tr><td>Disbursements</td><td>65,407,143.25</td><td>157,360,848.70</td><td>222,767,991.95</td></tr><tr><td>Balance of Disbursements Authorities as of to date</td><td>95,198,105.03</td><td>15,379,892.25</td><td>15,379,892.25</td></tr><tr><td></td><td></td><td></td><td>0.00</td></tr></table>																			Previous Report January	This month (February)	As of Date	Total Disbursement Authorities Received				Unutilized NCA of previous month		95,198,105.03		NCA	170,771,053.00	89,885,760.00	260,656,813.00	Working Fund				TRA	5,905,078.11	6,502,972.84	12,408,050.95	CDC				NCAA				Others (CDT, BTr Docs Stamp, etc.)				Less: Notice of Transfer Allocations (NTA)* issued	16,070,882.83	18,846,096.92	34,916,979.75	Total Disbursements Authorities Available	160,605,248.28	172,740,740.95	238,147,884.20	Less: Lapsed NCA				Disbursements	65,407,143.25	157,360,848.70	222,767,991.95	Balance of Disbursements Authorities as of to date	95,198,105.03	15,379,892.25	15,379,892.25				0.00
	Previous Report January	This month (February)	As of Date																																																																										
Total Disbursement Authorities Received																																																																													
Unutilized NCA of previous month		95,198,105.03																																																																											
NCA	170,771,053.00	89,885,760.00	260,656,813.00																																																																										
Working Fund																																																																													
TRA	5,905,078.11	6,502,972.84	12,408,050.95																																																																										
CDC																																																																													
NCAA																																																																													
Others (CDT, BTr Docs Stamp, etc.)																																																																													
Less: Notice of Transfer Allocations (NTA)* issued	16,070,882.83	18,846,096.92	34,916,979.75																																																																										
Total Disbursements Authorities Available	160,605,248.28	172,740,740.95	238,147,884.20																																																																										
Less: Lapsed NCA																																																																													
Disbursements	65,407,143.25	157,360,848.70	222,767,991.95																																																																										
Balance of Disbursements Authorities as of to date	95,198,105.03	15,379,892.25	15,379,892.25																																																																										
			0.00																																																																										

COMMISSION ON AUDIT  
BUREAU OF THE TREASURY

RECEIVED

BY: 

DATE: MAR 22 2016 TIME:


COMMISSION ON AUDIT  
BUREAU OF THE TREASURY  
**RECEIVED**  
BY:   
DATE: MAR 22 2016 TIME: \_\_\_\_\_


MONTHLY REPORT OF DISBURSEMENT  
For the month of February 2016

Department : DEPARTMENT OF FINANCE  
Agency : BUREAU OF THE TREASURY  
Operating Unit : CENTRAL OFFICE  
Organization Code (UACS) : 11-005-00-00000  
Funding Source Code (as clustered): ALL FUNDS


PARTICULARS	TRUST LIABILITIES				GRAND TOTAL					Remarks
	PS	MOOE	CO	TOTAL	PS	MOOE	Fin. Exp	CO	TOTAL	
1	19	20	21	22=(19+20+21)	23	24	25	26	27=(23+24+25+26)	28
JANUARY										
Notice of Cash Allocation (NCA)										PS includes: TL & RG Payment in February 2016: 172,759.35  TRA excludes:  P 4,020 taxes withheld from payment of honorarium, since the source of funds is savings
MDS Checks Issued	-	-	-	-	681,035.83	3,229,105.69	-	-	3,910,141.52	
Advice to Debit Account	-	-	-	-	6,894,609.23	7,174,394.51	39,784,244.50	1,738,675.38	55,591,923.62	
Working Fund (NCA issued to BTr)	-	-	-	-	-	-	-	-	-	
Tax Remittance Advices Issued (TRA)	-	-	-	-	1,404,182.94	427,783.05	3,934,705.50	138,406.62	5,905,078.11	
Cash Disbursement Ceiling (CDC)	-	-	-	-	-	-	-	-	-	
Non-Cash Availment Authority (NCAA)	-	-	-	-	-	-	-	-	-	
Others (CDT, BTr Docs Stamp, etc.)	-	-	-	-	-	-	-	-	-	
TOTAL	-	-	-	-	8,979,828.00	10,831,283.25	43,718,950.00	1,877,082.00	65,407,143.25	
FEBRUARY										
Notice of Cash Allocation										
MDS Checks Issued	-	-	-	-	3,659,852.38	4,650,104.09	-	4,377,767.85	12,687,724.32	
Advice to Debit Account	-	-	-	-	6,712,024.46	3,604,475.30	46,455,973.20	81,397,678.58	138,170,151.54	
Tax Remittance Advices Issued	-	-	-	-	1,543,851.31	307,521.16	4,594,546.80	57,053.57	6,502,972.84	
Cash Disbursement Ceiling	-	-	-	-	-	-	-	-	-	
Non-Cash Availment Authority	-	-	-	-	-	-	-	-	-	
Others (CDT, Docs Stamp, etc.)	-	-	-	-	-	-	-	-	-	
TOTAL	-	-	-	-	11,915,728.15	8,562,100.55	51,050,520.00	85,832,500.00	157,360,848.70	
MARCH										
Notice of Cash Allocation										
MDS Checks Issued	-	-	-	-	-	-	-	-	-	
Advice to Debit Account	-	-	-	-	-	-	-	-	-	
Tax Remittance Advices Issued	-	-	-	-	-	-	-	-	-	
Cash Disbursement Ceiling	-	-	-	-	-	-	-	-	-	
Non-Cash Availment Authority	-	-	-	-	-	-	-	-	-	
Others (CDT, Docs Stamp, etc.)	-	-	-	-	-	-	-	-	-	
TOTAL	-	-	-	-	-	-	-	-	-	
1ST QUARTER										
Notice of Cash Allocation										
MDS Checks Issued	-	-	-	-	4,340,888.21	7,879,209.78	-	4,377,767.85	16,597,865.84	
Advice to Debit Account	-	-	-	-	13,606,633.69	10,778,869.81	86,240,217.70	83,136,353.96	193,762,075.16	
Tax Remittance Advices Issued	-	-	-	-	2,948,034.25	735,304.21	8,529,252.30	195,460.19	12,408,050.95	
Cash Disbursement Ceiling	-	-	-	-	-	-	-	-	-	
Non-Cash Availment Authority	-	-	-	-	-	-	-	-	-	
Others (CDT, Docs Stamp, etc.)	-	-	-	-	-	-	-	-	-	
TOTAL	-	-	-	-	20,895,556.15	19,393,383.80	94,769,470.00	87,709,582.00	222,767,991.95	
GRAND TOTAL	-	-	-	-	20,895,556.15	19,393,383.80	94,769,470.00	87,709,582.00	222,767,991.95	

Certified Correct:


  
CAROL D. JORJE  
Agency Chief Accountant




Recommending Approval:

  
FILEMON D. CONDINO  
Director III, Accounting Service

Approved by:

  
CHRISTINE L. SANCHEZ CESO IV  
Deputy Treasurer of the Philippines

COMMISSION ON AUDIT  
BUREAU OF THE TREASURY  
RECEIVED

BY:   
DATE: MAR 27 2016 TIME: \_\_\_\_\_




MONTHLY REPORT OF DISBURSEMENTS  
For the month of February 2016

Department : DEPARTMENT OF FINANCE  
Agency : BUREAU OF THE TREASURY  
Operating Unit : Central Office  
Organization Code (UACS) : 11-005-00-00000  
Funding Source Code (as clustered): 01 (Regular Agency Fund)  
(e.g. Old Fund Code: 101,102, 151)

PARTICULARS	CURRENT YEAR BUDGET					PRIOR YEAR'S BUDGET												SUB-TOTAL
	PS	MOOE	Fin. Exp	CO	TOTAL	PRIOR YEAR'S ACCOUNTS PAYABLE					CURRENT YEAR'S ACCOUNTS PAYABLE (Charge Against Cont. Approp CY 2015)					TOTAL		
						PS	MOOE	Fin. Exp	CO	Sub-Total	PS	MOOE	Fin. Exp	CO	Sub-Total			
1	2	3	4	5	6=(2+3+4+5)	7	8	9	10	11=(7+8+9+10)	12	13	14	15	16=(12+13+14+15)	17=(11+16)	18=(6+17)	
January																		
Notice of Cash Allocation (NCA)					-												-	
MDS Checks Issued	472,181.04	730,973.96			1,203,155.00	208,854.79	2,479,583.56			2,688,438.35		18,548.17			18,548.17	2,706,986.52	3,910,141.52	
Advice to Debit Account	6,230,721.04	1,210,711.23			7,441,432.27	663,888.19	5,721,215.54	39,784,244.50	1,738,675.38	47,908,023.61		242,467.74			242,467.74	48,150,491.35	55,591,923.62	
Working Fund (NCA issued to BTr)					-												-	
Tax Remittance Advices Issued (TRA)	1,339,778.35	39,552.62			1,379,330.97	64,404.59	368,619.92	3,934,705.50	138,406.62	4,506,136.63		19,610.51			19,610.51	4,525,747.14	5,905,078.11	
Cash Disbursement Ceiling (CDC)					-												-	
Non-Cash Availment Authority (NCAA)					-												-	
Others (CDT, BTr Docs Stamp, etc.)					-												-	
Total	8,042,680.43	1,981,237.81	-	-	10,023,918.24	937,147.57	8,569,419.02	43,718,950.00	1,877,082.00	55,102,598.59	-	280,626.42	-	-	280,626.42	55,383,225.01	65,407,143.25	
February																		
Notice of Cash Allocation (NCA)					-												-	
MDS Checks Issued	3,637,854.07	3,961,384.33			7,599,238.40	21,998.31	688,719.76		4,377,767.85	5,088,485.92						5,088,485.92	12,687,724.32	
Advice to Debit Account	6,712,024.46	3,086,377.94	39,975,253.50	80,650,000.00	130,423,655.90		518,097.36	6,480,719.70	747,678.58	7,746,495.64						7,746,495.64	138,170,151.54	
Tax Remittance Advices Issued (TRA)	1,537,873.31	226,339.80	3,953,596.50	-	5,717,809.61	5,978.00	81,181.36	640,950.30	57,053.57	785,163.23						785,163.23	6,502,972.84	
Cash Disbursement Ceiling (CDC)					-												-	
Non-Cash Availment Authority (NCAA)					-												-	
Others (CDT, BTr Docs Stamp, etc.)					-												-	
Total	11,887,751.84	7,274,102.07	43,928,850.00	80,650,000.00	143,740,703.91	27,976.31	1,287,998.48	7,121,670.00	5,182,500.00	13,620,144.79	-	-	-	-	-	13,620,144.79	157,360,848.70	
March																		
Notice of Cash Allocation (NCA)					-												-	
MDS Checks Issued					-												-	
Advice to Debit Account					-												-	
Tax Remittance Advices Issued (TRA)					-												-	
Cash Disbursement Ceiling (CDC)					-												-	
Non-Cash Availment Authority (NCAA)					-												-	
Others (CDT, BTr Docs Stamp, etc.)					-												-	
Total	-	-	-	-	-	-	-	-	-	-	-	-	-	-	-	-	-	
1st Quarter																		
Notice of Cash Allocation (NCA)					-												-	
MDS Checks Issued	4,110,035.11	4,692,358.29	-	-	8,802,393.40	230,853.10	3,168,303.32		4,377,767.85	7,776,924.27		18,548.17	-	-	18,548.17	7,795,472.44	16,597,865.84	
Advice to Debit Account	12,942,745.50	4,297,089.17	39,975,253.50	80,650,000.00	137,865,088.17	663,888.19	6,239,312.90	46,264,964.20	2,486,353.96	55,654,519.25		242,467.74	-	-	242,467.74	55,896,986.99	193,762,075.16	
Tax Remittance Advices Issued (TRA)	2,877,651.66	265,892.42	3,953,596.50	-	7,097,140.58	70,382.59	449,801.28	4,575,655.80	195,460.19	5,291,299.86		19,610.51	-	-	19,610.51	5,310,910.37	12,408,050.95	
Cash Disbursement Ceiling (CDC)					-												-	
Non-Cash Availment Authority (NCAA)					-												-	
Others (CDT, BTr Docs Stamp, etc.)					-												-	
GRAND TOTAL	19,930,432.27	9,255,339.88	43,928,850.00	80,650,000.00	153,764,622.15	965,123.88	9,857,417.50	50,840,620.00	7,059,582.00	68,722,743.38	-	280,626.42	-	-	280,626.42	69,003,369.80	222,767,991.95	

SUMMARY:

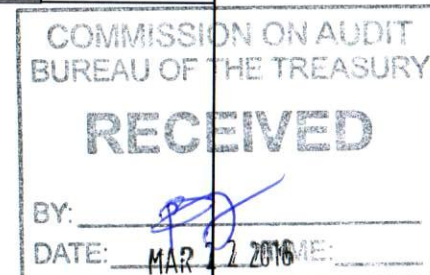
	Previous Report January	This month (February)	As of Date
Total Disbursement Authorities Received			
Unutilized NCA of previous month		95,198,105.03	
NCA	170,771,053.00	89,885,760.00	260,656,813.00
Working Fund			
TRA	5,905,078.11	6,502,972.84	12,408,050.95
CDC			
NCAA			
Others (CDT, BTr Docs Stamp, etc.)			
Less: Notice of Transfer Allocations ("NTA") issued	16,070,882.83	18,846,096.92	34,916,979.75
Total Disbursements Authorities Available	160,605,248.28	172,740,740.95	238,147,884.20
Less: Lapsed NCA			
Disbursements	65,407,143.25	157,360,848.70	222,767,991.95
Balance of Disbursements Authorities as of to date	95,198,105.03	15,379,892.25	15,379,892.25



MONTHLY REPORT OF DISBURSEMENTS  
For the month of February 2016

Department : DEPARTMENT OF FINANCE  
Agency : BUREAU OF THE TREASURY  
Operating Unit : Central Office  
Organization Code (UACS) : 11-005-00-00000  
Funding Source Code (as clustered) : 01 (Regular Agency Fund)  
(e.g. Old Fund Code: 101,102, 151)

PARTICULARS	TRUST LIABILITIES									Remarks
	PS	MOOE	CO	TOTAL	PS	MOOE	Fin. Exp	CO	TOTAL	
1	19	20	21	22=(19+20+21)	23	24	25	26	27=(23+24+25+26)	28
<b>January</b>										
Notice of Cash Allocation (NCA)				-	-	-	-	-	-	PS includes: TL & RG Payment in February 2016: 172,759.35  TRA excludes:  P 4,020 taxes withheld from payment of honorarium, since the source of funds is savings
MDS Checks Issued				-	681,035.83	3,229,105.69	-	-	3,910,141.52	
Advice to Debit Account				-	6,894,609.23	7,174,394.51	39,784,244.50	1,738,675.38	55,591,923.62	
Working Fund (NCA issued to BTr)				-	-	-	-	-	-	
Tax Remittance Advices Issued (TRA)				-	1,404,182.94	427,783.05	3,934,705.50	138,406.62	5,905,078.11	
Cash Disbursement Ceiling (CDC)				-	-	-	-	-	-	
Non-Cash Availment Authority (NCAA)				-	-	-	-	-	-	
Others (CDT, BTr Docs Stamp, etc.)				-	-	-	-	-	-	
<b>Total</b>	-	-	-	-	8,979,828.00	10,831,283.25	43,718,950.00	1,877,082.00	65,407,143.25	
<b>February</b>										
Notice of Cash Allocation (NCA)				-	-	-	-	-	-	
MDS Checks Issued				-	3,659,852.38	4,650,104.09	-	4,377,767.85	12,687,724.32	
Advice to Debit Account				-	6,712,024.46	3,604,475.30	46,455,973.20	81,397,678.58	138,170,151.54	
Tax Remittance Advices Issued (TRA)				-	1,543,851.31	307,521.16	4,594,546.80	57,053.57	6,502,972.84	
Cash Disbursement Ceiling (CDC)				-	-	-	-	-	-	
Non-Cash Availment Authority (NCAA)				-	-	-	-	-	-	
Others (CDT, BTr Docs Stamp, etc.)				-	-	-	-	-	-	
<b>Total</b>	-	-	-	-	11,915,728.15	8,562,100.55	51,050,520.00	85,832,500.00	157,360,848.70	
<b>March</b>										
Notice of Cash Allocation (NCA)				-	-	-	-	-	-	
MDS Checks Issued				-	-	-	-	-	-	
Advice to Debit Account				-	-	-	-	-	-	
Tax Remittance Advices Issued (TRA)				-	-	-	-	-	-	
Cash Disbursement Ceiling (CDC)				-	-	-	-	-	-	
Non-Cash Availment Authority (NCAA)				-	-	-	-	-	-	
Others (CDT, BTr Docs Stamp, etc.)				-	-	-	-	-	-	
<b>Total</b>	-	-	-	-	-	-	-	-	-	
<b>1st Quarter</b>										
Notice of Cash Allocation (NCA)				-	-	-	-	-	-	
MDS Checks Issued				-	4,340,888.21	7,879,209.78	-	4,377,767.85	16,597,865.84	
Advice to Debit Account				-	13,606,633.69	10,778,869.81	86,240,217.70	83,136,353.96	193,762,075.16	
Tax Remittance Advices Issued (TRA)				-	2,948,034.25	735,304.21	8,529,252.30	195,460.19	12,408,050.95	
Cash Disbursement Ceiling (CDC)				-	-	-	-	-	-	
Non-Cash Availment Authority (NCAA)				-	-	-	-	-	-	
Others (CDT, BTr Docs Stamp, etc.)				-	-	-	-	-	-	
<b>GRAND TOTAL</b>	-	-	-	-	20,895,556.15	19,393,383.80	94,769,470.00	87,709,582.00	222,767,991.95	



Certified Correct:  
*Carol D. Jorge*  
CAROL D. JORGE  
Agency Chief Accountant

Recommending Approval:  
*Filemon D. Condino*  
FILEMON D. CONDINO  
Director III, Accounting Service

Approved by:  
*Christine L. Sanchez*  
CHRISTINE L. SANCHEZ, CESO IV  
Deputy Treasurer of the Philippines



FAR No. 4  
01 (REGULAR AGENCY FUND)  
REGIONAL OFFICES

PARTICULARS	CURRENT YEAR BUDGET					PRIOR YEAR'S BUDGET										SUB-TOTAL	TRUST LIABILITIES				GRAND TOTAL					Remarks	
	PS	MOOE	Fin. Exp	CO	TOTAL	PRIOR YEAR'S ACCOUNTS PAYABLE					CURRENT YEAR'S ACCOUNTS PAYABLE (Charge Against Cont. Appropriation CY 2016)						TOTAL	PS	MOOE	CO	TOTAL	PS	MOOE	Fin. Exp	CO		TOTAL
						PS	MOOE	Fin. Exp	CO	Sub-Total	PS	MOOE	Fin. Exp	CO	Sub-Total												
<b>January</b>	<b>2</b>	<b>3</b>	<b>4</b>	<b>5</b>	<b>6=(2+3+4+5)</b>	<b>7</b>	<b>8</b>	<b>9</b>	<b>10</b>	<b>11= (7+8+9+10)</b>	<b>12</b>	<b>13</b>	<b>14</b>	<b>15</b>	<b>16= (12+13+14+15)</b>	<b>7=(11+16)</b>	<b>18=(6+17)</b>	<b>19</b>	<b>20</b>	<b>21</b>	<b>22=(19+20+21)</b>	<b>23</b>	<b>24</b>	<b>25</b>	<b>26</b>	<b>27=(23+24+25+26)</b>	<b>28</b>
Notice of Cash Allocation (NCA)																											
MDS Checks Issued	3,348,201.39	1,058,253.68	-	-	4,406,455.07	-	-	-	-	-	-	-	-	-	-	-	4,406,455.07	-	-	-	-	3,348,201.39	1,058,253.68	-	-	4,406,455.07	
Advice to Debit Account	9,049,181.52	1,331,512.88	-	-	10,380,694.40	-	-	-	-	-	-	-	-	-	-	-	10,380,694.40	-	-	-	-	9,049,181.52	1,331,512.88	-	-	10,380,694.40	
Working Fund (NCA issued to BTr)																											
Tax Remittance Advices Issued (TRA)	1,718,463.07	116,349.46	-	-	1,834,812.53	-	-	-	-	-	-	-	-	-	-	-	1,834,812.53	-	-	-	-	1,718,463.07	116,349.46	-	-	1,834,812.53	
Cash Disbursement Ceiling (CDC)																											
Non-Cash Availment Authority (NCAA)																											
Others (CDT, BTr Docs Stamp, etc.)																											
<b>Total</b>	<b>14,115,845.98</b>	<b>2,506,116.02</b>	<b>-</b>	<b>-</b>	<b>16,621,962.00</b>	<b>-</b>	<b>-</b>	<b>-</b>	<b>-</b>	<b>-</b>	<b>-</b>	<b>-</b>	<b>-</b>	<b>-</b>	<b>-</b>	<b>-</b>	<b>16,621,962.00</b>	<b>-</b>	<b>-</b>	<b>-</b>	<b>-</b>	<b>14,115,845.98</b>	<b>2,506,116.02</b>	<b>-</b>	<b>-</b>	<b>16,621,962.00</b>	
<b>February</b>																											
Notice of Cash Allocation (NCA)																											
MDS Checks Issued	3,051,958.76	1,709,113.37	-	-	4,761,072.13	-	-	-	-	-	-	-	-	-	-	-	4,761,072.13	-	-	-	-	3,051,958.76	1,709,113.37	-	-	4,761,072.13	
Advice to Debit Account	11,001,936.88	2,023,335.92	-	-	13,025,272.80	-	-	-	-	-	-	-	-	-	-	-	13,025,272.80	-	-	-	-	11,001,936.88	2,023,335.92	-	-	13,025,272.80	
Tax Remittance Advices Issued (TRA)	1,909,973.95	180,400.37	-	-	2,090,374.32	-	-	-	-	-	-	-	-	-	-	-	2,090,374.32	-	-	-	-	1,909,973.95	180,400.37	-	-	2,090,374.32	
Cash Disbursement Ceiling (CDC)																											
Non-Cash Availment Authority (NCAA)																											
Others (CDT, BTr Docs Stamp, etc.)																											
<b>Total</b>	<b>15,963,869.59</b>	<b>3,912,849.66</b>	<b>-</b>	<b>-</b>	<b>19,876,719.25</b>	<b>-</b>	<b>-</b>																				

CHRISTINE L. SANCHEZ, CESO IV  
Deputy Treasurer of the Philippines  
Date: \_\_\_\_\_

NOTICE OF CASH ALLOCATION RECEIVED  
as of February 29, 2016

Department: DEPARTMENT OF FINANCE  
Agency: BUREAU OF THE TREASURY  
Operating Unit: CENTRAL OFFICE  
Organization Code: 11-005-00-00000

MDS Account No: 2001-90003-1

Date	NCA NO.	UACS CODE	AMOUNT		TOTAL	Applicable Month/Remarks
01/05/16	NCA-BMB-A-16-0000486	01101101/01104102	REGULAR	RLIP		
		01101101/01104102	86,970,000.00	2,742,000.00	89,712,000.00	JANUARY 2016
		01101101/01104102	86,971,000.00	2,742,000.00	89,713,000.00	FEBRUARY 2016
		01101101/01104102	154,870,000.00	2,742,000.00	157,612,000.00	MARCH 2016
		01101101/01104102	108,690,000.00	2,741,000.00	111,431,000.00	APRIL 2016
		01101101/01104102	111,844,000.00	2,742,000.00	114,586,000.00	MAY 2016
		01101101/01104102	125,071,000.00	2,742,000.00	127,813,000.00	JUNE 2016
Sub-Total			674,416,000.00	16,451,000.00	690,867,000.00	

MDS Account No: 2001-90258-2 (KFW - IDF)

Sub-Total -

MDS Account No: 2001-90234-3 (TRUST)

Sub-Total -

MDS Account No: 2001-90210-6 (TL&RG)

Date	NCA NO.		AMOUNT
01/08/16	NCA-BMB-A-16-0000830	01101101	409,053.00
02/02/16	NCA-BMB-A-16-0001963	01101407	172,760.00
Sub-Total			581,813.00
GRANDTOTAL			691,448,813.00

Purpose  
TL of Ms. Teresita C. Reyes  
TL of Mr. Glenn M. Romero

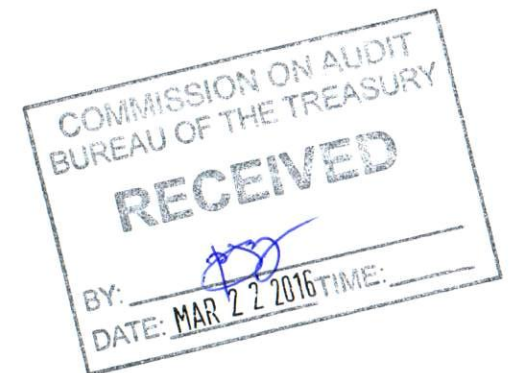
Certified Correct:

*Carol D. Jorge*  
CAROL D. JORGE  
Agency Chief Accountant

*g. d. jorge*

Approved by:


*Filemon D. Condino*  
FILEMON D. CONDINO  
Director III, Accounting Service





SUMMARY OF MONTHLY DISBURSEMENT PROGRAM FOR CY 2016

GAA		JANUARY	FEBRUARY	MARCH	APRIL	MAY	JUNE	TOTAL
Disbursement Program per BED 2 (net of TRA)		194,695,000.00	127,001,000.00	327,266,000.00	138,915,000.00	137,469,000.00	150,700,000.00	1,856,853,000.00
<i>Estimated TRA</i>		10,306,335.68	6,722,899.60	17,324,087.69	7,353,576.73	7,277,031.56	7,977,425.14	98,294,000.00
Disbursement Program for the Month (gross of TRA)		205,001,335.68	133,723,899.60	344,590,087.69	146,268,576.73	144,746,031.56	158,677,425.14	1,955,147,000.00
NCA of RG & TL		409,053.00	172,760.00					581,813.00
Total Program (including TL & RG)		205,410,388.68	133,896,659.60	344,590,087.69	146,268,576.73	144,746,031.56	158,677,425.14	1,955,728,813.00
Disbursement Program as of Date (GAA & TL/RG)		205,410,388.68	339,307,048.28	683,897,135.98	830,165,712.71	974,911,744.27	1,133,589,169.40	
GRAND TOTAL (RA)								
Disbursement Program per BED 2 (net of TRA)		194,695,000.00	127,001,000.00	327,266,000.00	138,915,000.00	137,469,000.00	150,700,000.00	
<i>Estimated TRA</i>		10,306,335.68	6,722,899.60	17,324,087.69	7,353,576.73	7,277,031.56	7,977,425.14	
Disbursement Program for the Month (gross of TRA)		205,410,388.68	133,896,659.60	344,590,087.69	146,268,576.73	144,746,031.56	158,677,425.14	
Disbursement Program as of Date		205,410,388.68	339,307,048.28	683,897,135.98	830,165,712.71	974,911,744.27	1,133,589,169.40	
GRAND TOTAL (ALL FUNDS)								
Disbursement Program per BED 2 (net of TRA)		194,695,000.00	127,001,000.00	327,266,000.00	138,915,000.00	137,469,000.00	150,700,000.00	1,856,853,000.00
<i>Estimated TRA</i>		10,306,335.68	6,722,899.60	17,324,087.69	7,353,576.73	7,277,031.56	7,977,425.14	98,294,000.00
Disbursement Program for the Month (gross of TRA)		205,410,388.68	133,896,659.60	344,590,087.69	146,268,576.73	144,746,031.56	158,677,425.14	1,955,728,813.00
Disbursement Program as of Date		205,410,388.68	339,307,048.28	683,897,135.98	830,165,712.71	974,911,744.27	1,133,589,169.40	



**SUMMARY OF NOTICE CASH ALLOCATION**  
as of February 29, 2016

**MDS Account No: 2001-90003-1**

GAA		UACS CODE	JANUARY	FEBRUARY	MARCH	APRIL	MAY	JUNE	TOTAL
NCA-BMB-A-16-0000486/January 5, 2016									
REGULAR		01101101	167,620,000.00	86,971,000.00	299,503,000.00	113,475,000.00	111,844,000.00	125,071,000.00	904,484,000.00
RLIP		01104102	2,742,000.00	2,742,000.00	2,742,000.00	2,741,000.00	2,742,000.00	2,742,000.00	16,451,000.00
Total (GAA)			170,362,000.00	89,713,000.00	302,245,000.00	116,216,000.00	114,586,000.00	127,813,000.00	920,935,000.00
Sub-Total (MDS 2001-90003-1)			170,362,000.00	89,713,000.00	302,245,000.00	116,216,000.00	114,586,000.00	127,813,000.00	920,935,000.00
MDS Account No: 2001-90210-6									
RG & RL		01101407 / 01101101	409,053.00	172,760.00					581,813.00
GRAND TOTAL			170,771,053.00	89,885,760.00	302,245,000.00	116,216,000.00	114,586,000.00	127,813,000.00	921,516,813.00
			80,650,000.00						

Certified Correct:

*Carol D. Jorge*  
**CAROL D. JORGE**  
Agency Chief Accountant

Approved by:

*Filemon D. Condino*  
**FILEMON D. CONDINO**  
Director III, Accounting Service

