

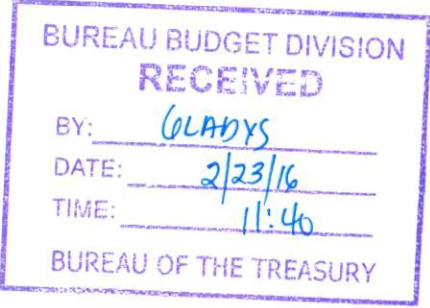
MONTHLY REPORT OF DISBURSEMENTS  
For the month of January 2016

Department : DEPARTMENT OF FINANCE  
Agency : BUREAU OF THE TREASURY  
Operating Unit : CENTRAL OFFICE & REGIONAL OFFICES  
Organization Code (UACS) : 11-005-00-00000  
Funding Source Code (as clustered): ALL FUNDS  
(e.g. Old Fund Code: 101,102, 151)

PARTICULARS	CURRENT YEAR BUDGET					PRIOR YEAR'S BUDGET											SUB-TOTAL
	PS	MOOE	Fin. Exp	CO	TOTAL	PRIOR YEAR'S ACCOUNTS PAYABLE					CURRENT YEAR'S ACCOUNTS PAYABLE (Charge Against Cont. Approp CY 2015)					TOTAL	
						PS	MOOE	Fin. Exp	CO	Sub-Total	PS	MOOE	Fin. Exp	CO	Sub-Total		
1	2	3	4	5	6= (2+ 3+4+5)	7	8	9	10	11= (7+ 8+9+10)	12	13	14	15	16= (12+ 13+14+15)	17=(11+16)	18=(6+17)
JANUARY																	
Notice of Cash Allocation (NCA)																	
MDS Checks Issued	3,820,382.43	1,812,936.96	-	-	5,633,319.39	208,854.79	2,479,583.56	-	-	2,688,438.35	-	18,548.17	-	-	18,548.17	2,706,986.52	8,340,305.91
Advice to Debit Account	15,279,902.56	2,542,224.11	-	-	17,822,126.67	663,888.19	5,721,215.54	39,784,244.50	1,738,675.38	47,908,023.61	-	242,467.74	-	-	242,467.74	48,150,491.35	65,972,618.02
Working Fund (NCA issued to BTr)	-	-	-	-	-	-	-	-	-	-	-	-	-	-	-	-	-
Tax Remittance Advices Issued (TRA)	3,058,241.42	155,926.11	-	-	3,214,167.53	64,404.59	368,619.92	3,934,705.50	138,406.62	4,506,136.63	-	19,610.51	-	-	19,610.51	4,525,747.14	7,739,914.67
Cash Disbursement Ceiling (CDC)	-	-	-	-	-	-	-	-	-	-	-	-	-	-	-	-	-
Non-Cash Availment Authority (NCAA)	-	-	-	-	-	-	-	-	-	-	-	-	-	-	-	-	-
Others (CDT, BTr Docs Stamp, etc.)	-	-	-	-	-	-	-	-	-	-	-	-	-	-	-	-	-
TOTAL	22,158,526.41	4,511,087.18	-	-	26,669,613.59	937,147.57	8,569,419.02	43,718,950.00	1,877,082.00	55,102,598.59	-	280,626.42	-	-	280,626.42	55,383,225.01	82,052,838.60
FEBRUARY																	
Notice of Cash Allocation																	
MDS Checks Issue	-	-	-	-	-	-	-	-	-	-	-	-	-	-	-	-	-
Advice to Debit Account	-	-	-	-	-	-	-	-	-	-	-	-	-	-	-	-	-
Tax Remittance Advices Issued	-	-	-	-	-	-	-	-	-	-	-	-	-	-	-	-	-
Cash Disbursement Ceiling	-	-	-	-	-	-	-	-	-	-	-	-	-	-	-	-	-
Non-Cash Availment Authority	-	-	-	-	-	-	-	-	-	-	-	-	-	-	-	-	-
Others (CDT, Docs Stamp, etc.)	-	-	-	-	-	-	-	-	-	-	-	-	-	-	-	-	-
TOTAL	-	-	-	-	-	-	-	-	-	-	-	-	-	-	-	-	-
MARCH																	
Notice of Cash Allocation																	
MDS Checks Issue	-	-	-	-	-	-	-	-	-	-	-	-	-	-	-	-	-
Advice to Debit Account	-	-	-	-	-	-	-	-	-	-	-	-	-	-	-	-	-
Tax Remittance Advices Issued	-	-	-	-	-	-	-	-	-	-	-	-	-	-	-	-	-
Cash Disbursement Ceiling	-	-	-	-	-	-	-	-	-	-	-	-	-	-	-	-	-
Non-Cash Availment Authority	-	-	-	-	-	-	-	-	-	-	-	-	-	-	-	-	-
Others (CDT, Docs Stamp, etc.)	-	-	-	-	-	-	-	-	-	-	-	-	-	-	-	-	-
TOTAL	-	-	-	-	-	-	-	-	-	-	-	-	-	-	-	-	-
1ST QUARTER																	
Notice of Cash Allocation																	
MDS Checks Issue	3,820,382.43	1,812,936.96	-	-	5,633,319.39	208,854.79	2,479,583.56	-	-	2,688,438.35	-	18,548.17	-	-	18,548.17	2,706,986.52	8,340,305.91
Advice to Debit Account	15,279,902.56	2,542,224.11	-	-	17,822,126.67	663,888.19	5,721,215.54	39,784,244.50	1,738,675.38	47,908,023.61	-	242,467.74	-	-	242,467.74	48,150,491.35	65,972,618.02
Tax Remittance Advices Issued	3,058,241.42	155,926.11	-	-	3,214,167.53	64,404.59	368,619.92	3,934,705.50	138,406.62	4,506,136.63	-	19,610.51	-	-	19,610.51	4,525,747.14	7,739,914.67
Cash Disbursement Ceiling	-	-	-	-	-	-	-	-	-	-	-	-	-	-	-	-	-
Non-Cash Availment Authority	-	-	-	-	-	-	-	-	-	-	-	-	-	-	-	-	-
Others (CDT, Docs Stamp, etc.)	-	-	-	-	-	-	-	-	-	-	-	-	-	-	-	-	-
TOTAL	22,158,526.41	4,511,087.18	-	-	26,669,613.59	937,147.57	8,569,419.02	43,718,950.00	1,877,082.00	55,102,598.59	-	280,626.42	-	-	280,626.42	55,383,225.01	82,052,838.60
GRAND TOTAL	22,158,526.41	4,511,087.18	-	-	26,669,613.59	937,147.57	8,569,419.02	43,718,950.00	1,877,082.00	55,102,598.59	-	280,626.42	-	-	280,626.42	55,383,225.01	82,052,838.60

SUMMARY:

	Previous Report	This month (January)	As of Date
Total Disbursement Authorities Received			
Unutilized NCA of previous month		-	-
NCA		90,121,053.00	90,121,053.00
Working Fund		-	-
TRA		7,739,914.67	7,739,914.67
CDC		-	-
NCAA		-	-
Others (CDT, BTr Docs Stamp, etc.)		-	-
Less: Notice of Transfer Allocations (NTA)* Issued		-	-
Total Disbursements Authorities Available	-	97,860,967.67	97,860,967.67
Less: Lapsed NCA		-	-
Disbursements		82,052,838.60	82,052,838.60
Balance of Disbursements Authorities as of to date	-	15,808,129.07	15,808,129.07



MONTHLY REPORT OF DISBURSEMENTS  
For the month of January 2016

Department : DEPARTMENT OF FINANCE  
Agency : BUREAU OF THE TREASURY  
Operating Unit : CENTRAL OFFICE & REGIONAL OFFICES  
Organization Code (UACS) : 11-005-00-00000  
Funding Source Code (as clustered): ALL FUNDS  
(e.g. Old Fund Code: 101,102, 151)

PARTICULARS	TRUST LIABILITIES				GRAND TOTAL					Remarks
	PS	MOOE	CO	TOTAL	PS	MOOE	Fin. Exp	CO	TOTAL	
1	19	20	21	22=(19+20+21)	23	24	25	26	27=(23+24+25+26)	28
JANUARY										
Notice of Cash Allocation (NCA)	-	-	-	-	4,029,237.22	4,311,068.69	-	-	8,340,305.91	PS includes: TL & RG Payment in January 2016: 409,052.20 TRA excludes : P 23,520 taxes withheld from payment of honorarium, since the source of funds is savings (Sale of Bid Documents)
MDS Checks Issued	-	-	-	-	15,943,790.75	8,505,907.39	39,784,244.50	1,738,675.38	65,972,618.02	
Advice to Debit Account	-	-	-	-	-	-	-	-	-	
Working Fund (NCA issued to BTr)	-	-	-	-	3,122,646.01	544,156.54	3,934,705.50	138,406.62	7,739,914.67	
Tax Remittance Advices Issued (TRA)	-	-	-	-	-	-	-	-	-	
Cash Disbursement Ceiling (CDC)	-	-	-	-	-	-	-	-	-	
Non-Cash Availment Authority (NCAA)	-	-	-	-	-	-	-	-	-	
Others (CDT, BTr Docs Stamp, etc.)	-	-	-	-	-	-	-	-	-	
TOTAL	-	-	-	-	23,095,673.98	13,361,132.62	43,718,950.00	1,877,082.00	82,052,838.60	
FEBRUARY										
Notice of Cash Allocation	-	-	-	-	-	-	-	-	-	
MDS Checks Issued	-	-	-	-	-	-	-	-	-	
Advice to Debit Account	-	-	-	-	-	-	-	-	-	
Tax Remittance Advices Issued	-	-	-	-	-	-	-	-	-	
Cash Disbursement Ceiling	-	-	-	-	-	-	-	-	-	
Non-Cash Availment Authority	-	-	-	-	-	-	-	-	-	
Others (CDT, Docs Stamp, etc.)	-	-	-	-	-	-	-	-	-	
TOTAL	-	-	-	-	-	-	-	-	-	
MARCH										
Notice of Cash Allocation	-	-	-	-	-	-	-	-	-	
MDS Checks Issued	-	-	-	-	-	-	-	-	-	
Advice to Debit Account	-	-	-	-	-	-	-	-	-	
Tax Remittance Advices Issued	-	-	-	-	-	-	-	-	-	
Cash Disbursement Ceiling	-	-	-	-	-	-	-	-	-	
Non-Cash Availment Authority	-	-	-	-	-	-	-	-	-	
Others (CDT, Docs Stamp, etc.)	-	-	-	-	-	-	-	-	-	
TOTAL	-	-	-	-	-	-	-	-	-	
1ST QUARTER										
Notice of Cash Allocation	-	-	-	-	4,029,237.22	4,311,068.69	-	-	8,340,305.91	
MDS Checks Issued	-	-	-	-	15,943,790.75	8,505,907.39	39,784,244.50	1,738,675.38	65,972,618.02	
Advice to Debit Account	-	-	-	-	3,122,646.01	544,156.54	3,934,705.50	138,406.62	7,739,914.67	
Tax Remittance Advices Issued	-	-	-	-	-	-	-	-	-	
Cash Disbursement Ceiling	-	-	-	-	-	-	-	-	-	
Non-Cash Availment Authority	-	-	-	-	-	-	-	-	-	
Others (CDT, Docs Stamp, etc.)	-	-	-	-	-	-	-	-	-	
GRAND TOTAL					23,095,673.98	13,361,132.62	43,718,950.00	1,877,082.00	82,052,838.60	

Total Disbursements Program (BED 2)\*\*  
Less: \* Actual Disbursements  
(Over)/Under spending

Previous Report	This month (January)
-	205,410,388.68
-	82,052,838.60
-	123,357,550.08

As of Date
205,410,388.68
82,052,838.60
123,357,550.08

\*\* includes NCAs for Terminal Leave Benefits & Retirement Gratuity

Certified Correct:  
*Carol D. Jorge*  
CAROL D. JORGE  
Agency Chief Accountant  
Date: \_\_\_\_\_

Recommending Approval:  
*Filemon D. Condino*  
FILEMON D. CONDINO  
Director III, Accounting Service  
Date: \_\_\_\_\_

Approved By:  
*Christine L. Sanchez*  
CHRISTINE L. SANCHEZ, CESO IV  
Deputy Treasurer of the Philippines  
Date: \_\_\_\_\_





MONTHLY REPORT OF DISBURSEMENTS  
For the month of January 2016

Department : DEPARTMENT OF FINANCE  
Agency : BUREAU OF THE TREASURY  
Operating Unit : CENTRAL OFFICE & REGIONAL OFFICES  
Organization Code (UACS) : 11-005-00-00000  
Funding Source Code (as clustered): 01 (Regular Agency Fund)  
(e.g. Old Fund Code: 101,102, 151)

PARTICULARS	CURRENT YEAR BUDGET					PRIOR YEAR'S BUDGET											SUB-TOTAL
	PS	MOOE	Fin. Exp	CO	TOTAL	PRIOR YEAR'S ACCOUNTS PAYABLE					CURRENT YEAR'S ACCOUNTS PAYABLE (Charge Against Cont. Approp CY 2015)					TOTAL	
						PS	MOOE	Fin. Exp	CO	Sub-Total	PS	MOOE	Fin. Exp	CO	Sub-Total		
1	2	3	4	5	6= (2+ 3+4+5)	7	8	9	10	11= (7+ 8+9+10)	12	13	14	15	16= (12+ 13+14+15)	17=(11+16)	18=(6+17)
JANUARY																	
Notice of Cash Allocation (NCA)																	
MDS Checks Issued	3,820,382.43	1,812,936.96	-	-	5,633,319.39	208,854.79	2,479,583.56	-	-	2,688,438.35	-	18,548.17	-	-	18,548.17	2,706,986.52	8,340,305.91
Advice to Debit Account	15,279,902.56	2,542,224.11	-	-	17,822,126.67	663,888.19	5,721,215.54	39,784,244.50	1,738,675.38	47,908,023.61	-	242,467.74	-	-	242,467.74	48,150,491.35	65,972,618.02
Working Fund (NCA issued to BTr)																	
Tax Remittance Advices Issued (TRA)	3,058,241.42	155,926.11	-	-	3,214,167.53	64,404.59	368,619.92	3,934,705.50	138,406.62	4,506,136.63	-	19,610.51	-	-	19,610.51	4,525,747.14	7,739,914.67
Cash Disbursement Ceiling (CDC)																	
Non-Cash Availment Authority (NCAA)																	
Others (CDT, BTr Docs Stamp, etc.)																	
TOTAL	22,158,526.41	4,511,087.18	-	-	26,669,613.59	937,147.57	8,569,419.02	43,718,950.00	1,877,082.00	55,102,598.59	-	280,626.42	-	-	280,626.42	55,383,225.01	82,052,838.60
FEBRUARY																	
Notice of Cash Allocation																	
MDS Checks Issue	-	-	-	-	-	-	-	-	-	-	-	-	-	-	-	-	-
Advice to Debit Account	-	-	-	-	-	-	-	-	-	-	-	-	-	-	-	-	-
Tax Remittance Advices Issued	-	-	-	-	-	-	-	-	-	-	-	-	-	-	-	-	-
Cash Disbursement Ceiling																	
Non-Cash Availment Authority																	
Others (CDT, Docs Stamp, etc.)																	
TOTAL	-	-	-	-	-	-	-	-	-	-	-	-	-	-	-	-	-
MARCH																	
Notice of Cash Allocation																	
MDS Checks Issue	-	-	-	-	-	-	-	-	-	-	-	-	-	-	-	-	-
Advice to Debit Account	-	-	-	-	-	-	-	-	-	-	-	-	-	-	-	-	-
Tax Remittance Advices Issued	-	-	-	-	-	-	-	-	-	-	-	-	-	-	-	-	-
Cash Disbursement Ceiling																	
Non-Cash Availment Authority																	
Others (CDT, Docs Stamp, etc.)																	
TOTAL	-	-	-	-	-	-	-	-	-	-	-	-	-	-	-	-	-
1ST QUARTER																	
Notice of Cash Allocation																	
MDS Checks Issue	3,820,382.43	1,812,936.96	-	-	5,633,319.39	208,854.79	2,479,583.56	-	-	2,688,438.35	-	18,548.17	-	-	18,548.17	2,706,986.52	8,340,305.91
Advice to Debit Account	15,279,902.56	2,542,224.11	-	-	17,822,126.67	663,888.19	5,721,215.54	39,784,244.50	1,738,675.38	47,908,023.61	-	242,467.74	-	-	242,467.74	48,150,491.35	65,972,618.02
Tax Remittance Advices Issued	3,058,241.42	155,926.11	-	-	3,214,167.53	64,404.59	368,619.92	3,934,705.50	138,406.62	4,506,136.63	-	19,610.51	-	-	19,610.51	4,525,747.14	7,739,914.67
Cash Disbursement Ceiling																	
Non-Cash Availment Authority																	
Others (CDT, Docs Stamp, etc.)																	
GRAND TOTAL	22,158,526.41	4,511,087.18	-	-	26,669,613.59	937,147.57	8,569,419.02	43,718,950.00	1,877,082.00	55,102,598.59	-	280,626.42	-	-	280,626.42	55,383,225.01	82,052,838.60

SUMMARY:

	Previous Report	This month (January)	As of Date
Total Disbursement Authorities Received			
Unutilized NCA of previous month			
NCA		90,121,053.00	90,121,053.00
Working Fund			
TRA		7,739,914.67	7,739,914.67
CDC			
NCAA			
Others (CDT, BTr Docs Stamp, etc.)			
Less: Notice of Transfer Allocations (NTA)* issued			
Total Disbursements Authorities Available	-	97,860,967.67	97,860,967.67
Less: Lapsed NCA			
Disbursements		82,052,838.60	82,052,838.60
Balance of Disbursements Authorities as of to date	-	15,808,129.07	15,808,129.07



MONTHLY REPORT OF DISBURSEMENTS  
For the month of January 2016



Department : DEPARTMENT OF FINANCE  
Agency : BUREAU OF THE TREASURY  
Operating Unit : CENTRAL OFFICE & REGIONAL OFFICES  
Organization Code (UACS) : 11-005-00-00000  
Funding Source Code (as clustered): 01 (Regular Agency Fund)  
(e.g. Old Fund Code: 101,102, 151)

PARTICULARS	TRUST LIABILITIES				GRAND TOTAL					Remarks
	PS	MOOE	CO	TOTAL	PS	MOOE	Fin. Exp	CO	TOTAL	
1	19	20	21	22=(19+20+21)	23	24	25	26	27=(23+24+25+26)	28
JANUARY										
Notice of Cash Allocation (NCA)										PS includes: TL & RG Payment in January 2016: 409,052.20  TRA excludes :  P 23,520 taxes withheld from payment of honorarium, since the source of funds is savings (Sale of Bid Documents)
MDS Checks Issued	-	-	-	-	4,029,237.22	4,311,068.69	-	-	8,340,305.91	
Advice to Debit Account	-	-	-	-	15,943,790.75	8,505,907.39	39,784,244.50	1,738,675.38	65,972,618.02	
Working Fund (NCA Issued to BTr)	-	-	-	-	3,122,646.01	544,156.54	3,934,705.50	138,406.62	7,739,914.67	
Tax Remittance Advices Issued (TRA)	-	-	-	-	-	-	-	-	-	
Cash Disbursement Ceiling (CDC)	-	-	-	-	-	-	-	-	-	
Non-Cash Availment Authority (NCAA)	-	-	-	-	-	-	-	-	-	
Others (CDT, BTr Docs Stamp, etc.)	-	-	-	-	-	-	-	-	-	
TOTAL	-	-	-	-	23,095,673.98	13,361,132.62	43,718,950.00	1,877,082.00	82,052,838.60	
FEBRUARY										
Notice of Cash Allocation	-	-	-	-	-	-	-	-	-	
MDS Checks Issued	-	-	-	-	-	-	-	-	-	
Advice to Debit Account	-	-	-	-	-	-	-	-	-	
Tax Remittance Advices Issued	-	-	-	-	-	-	-	-	-	
Cash Disbursement Ceiling	-	-	-	-	-	-	-	-	-	
Non-Cash Availment Authority	-	-	-	-	-	-	-	-	-	
Others (CDT, Docs Stamp, etc.)	-	-	-	-	-	-	-	-	-	
TOTAL	-	-	-	-	-	-	-	-	-	
MARCH										
Notice of Cash Allocation	-	-	-	-	-	-	-	-	-	
MDS Checks Issued	-	-	-	-	-	-	-	-	-	
Advice to Debit Account	-	-	-	-	-	-	-	-	-	
Tax Remittance Advices Issued	-	-	-	-	-	-	-	-	-	
Cash Disbursement Ceiling	-	-	-	-	-	-	-	-	-	
Non-Cash Availment Authority	-	-	-	-	-	-	-	-	-	
Others (CDT, Docs Stamp, etc.)	-	-	-	-	-	-	-	-	-	
TOTAL	-	-	-	-	-	-	-	-	-	
1ST QUARTER										
Notice of Cash Allocation	-	-	-	-	4,029,237.22	4,311,068.69	-	-	8,340,305.91	
MDS Checks Issued	-	-	-	-	15,943,790.75	8,505,907.39	39,784,244.50	1,738,675.38	65,972,618.02	
Advice to Debit Account	-	-	-	-	3,122,646.01	544,156.54	3,934,705.50	138,406.62	7,739,914.67	
Tax Remittance Advices Issued	-	-	-	-	-	-	-	-	-	
Cash Disbursement Ceiling	-	-	-	-	-	-	-	-	-	
Non-Cash Availment Authority	-	-	-	-	-	-	-	-	-	
Others (CDT, Docs Stamp, etc.)	-	-	-	-	-	-	-	-	-	
TOTAL	-	-	-	-	23,095,673.98	13,361,132.62	43,718,950.00	1,877,082.00	82,052,838.60	
GRAND TOTAL	-	-	-	-	23,095,673.98	13,361,132.62	43,718,950.00	1,877,082.00	82,052,838.60	

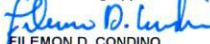
	Previous Report	This month (January)	As of Date
Total Disbursements Program (BED 2)**	-	205,410,388.68	205,410,388.68
Less: * Actual Disbursements	-	82,052,838.60	82,052,838.60
(Over)/Under spending	-	123,357,550.08	123,357,550.08

\*\* includes NCAs for Terminal Leave Benefits & Retirement Gratuity


Certified Correct:

  
CAROL D. JORGE  
Agency Chief Accountant  
Date: 

Recommending Approval:

  
FILEMON D. CONDINO  
Director III, Accounting Service  
Date: \_\_\_\_\_

Approved By:

  
CHRISTINE L. SANCHEZ, CESO IV  
Deputy Treasurer of the Philippines  
Date: \_\_\_\_\_





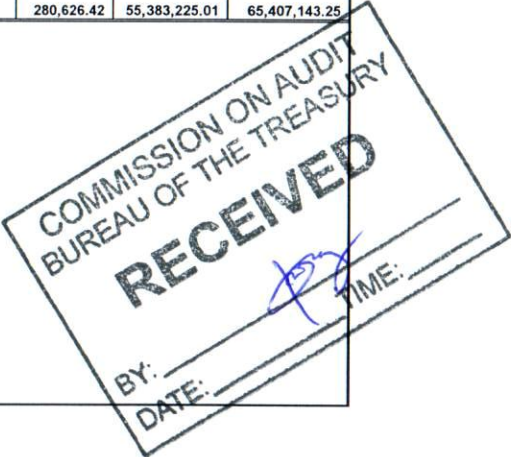
MONTHLY REPORT OF DISBURSEMENT  
For the month of January 2016

Department : DEPARTMENT OF FINANCE  
Agency : BUREAU OF THE TREASURY  
Operating Unit : CENTRAL OFFICE  
Organization Code (UACS) : 11-005-00-00000  
Funding Source Code (as clustered): ALL FUNDS

PARTICULARS	CURRENT YEAR BUDGET					PRIOR YEAR'S BUDGET											SUB-TOTAL
	PS	MOOE	Fin. Exp	CO	TOTAL	PRIOR YEAR'S ACCOUNTS PAYABLE					CURRENT YEAR'S ACCOUNTS PAYABLE (Charge Against Cont. Approp CY 2015)					TOTAL	
						PS	MOOE	Fin. Exp	CO	Sub-Total	PS	MOOE	Fin. Exp	CO	Sub-Total		
1	2	3	4	5	6= (2+ 3+4+5)	7	8	9	10	11= (7+ 8+9+10)	12	13	14	15	16= (12+ 13+14+15)	17=(11+16)	18=(6+17)
JANUARY																	
Notice of Cash Allocation (NCA)																	
MDS Checks Issued	472,181.04	730,973.96	-	-	1,203,155.00	208,854.79	2,479,583.56	-	-	2,688,438.35	-	18,548.17	-	-	18,548.17	2,706,986.52	3,910,141.52
Advice to Debit Account	6,230,721.04	1,210,711.23	-	-	7,441,432.27	663,888.19	5,721,215.54	39,784,244.50	1,738,675.38	47,908,023.61	-	242,467.74	-	-	242,467.74	48,150,491.35	55,591,923.62
Working Fund (NCA issued to BTr)					-												
Tax Remittance Advices Issued (TRA)	1,339,778.35	39,552.62	-	-	1,379,330.97	64,404.59	368,619.92	3,934,705.50	138,406.62	4,506,136.63	-	19,610.51	-	-	19,610.51	4,525,747.14	5,905,078.11
Cash Disbursement Ceiling (CDC)																	
Non-Cash Availment Authority (NCAA)																	
Others (CDT, BTr Docs Stamp, etc.)																	
TOTAL	8,042,680.43	1,981,237.81	-		10,023,918.24	937,147.57	8,569,419.02	43,718,950.00	1,877,082.00	55,102,598.59	-	280,626.42	-	-	280,626.42	55,383,225.01	65,407,143.25
FEBRUARY																	
Notice of Cash Allocation					-					-					-	-	-
MDS Checks Issued	-	-	-	-	-	-	-	-	-	-	-	-	-	-	-	-	-
Advice to Debit Account	-	-	-	-	-	-	-	-	-	-	-	-	-	-	-	-	-
Tax Remittance Advices Issued	-	-	-	-	-	-	-	-	-	-	-	-	-	-	-	-	-
Cash Disbursement Ceiling	-	-	-	-	-	-	-	-	-	-	-	-	-	-	-	-	-
Non-Cash Availment Authority	-	-	-	-	-	-	-	-	-	-	-	-	-	-	-	-	-
Others (CDT, Docs Stamp, etc.)	-	-	-	-	-	-	-	-	-	-	-	-	-	-	-	-	-
TOTAL	-	-	-	-	-	-	-	-	-	-	-	-	-	-	-	-	-
MARCH																	
Notice of Cash Allocation																-	-
MDS Checks Issued	-	-	-	-	-	-	-	-	-	-	-	-	-	-	-	-	-
Advice to Debit Account	-	-	-	-	-	-	-	-	-	-	-	-	-	-	-	-	-
Tax Remittance Advices Issued	-	-	-	-	-	-	-	-	-	-	-	-	-	-	-	-	-
Cash Disbursement Ceiling	-	-	-	-	-	-	-	-	-	-	-	-	-	-	-	-	-
Non-Cash Availment Authority	-	-	-	-	-	-	-	-	-	-	-	-	-	-	-	-	-
Others (CDT, Docs Stamp, etc.)	-	-	-	-	-	-	-	-	-	-	-	-	-	-	-	-	-
TOTAL	-	-	-	-	-	-	-	-	-	-	-	-	-	-	-	-	-
1ST QUARTER																	
Notice of Cash Allocation																-	-
MDS Checks Issued	472,181.04	730,973.96	-	-	1,203,155.00	208,854.79	2,479,583.56	-	-	2,688,438.35	-	18,548.17	-	-	18,548.17	2,706,986.52	3,910,141.52
Advice to Debit Account	6,230,721.04	1,210,711.23	-	-	7,441,432.27	663,888.19	5,721,215.54	39,784,244.50	1,738,675.38	47,908,023.61	-	242,467.74	-	-	242,467.74	48,150,491.35	55,591,923.62
Tax Remittance Advices Issued	1,339,778.35	39,552.62	-	-	1,379,330.97	64,404.59	368,619.92	3,934,705.50	138,406.62	4,506,136.63	-	19,610.51	-	-	19,610.51	4,525,747.14	5,905,078.11
Cash Disbursement Ceiling																	
Non-Cash Availment Authority																	
Others (CDT, Docs Stamp, etc.)																	
TOTAL																	
GRAND TOTAL	8,042,680.43	1,981,237.81	-	-	10,023,918.24	937,147.57	8,569,419.02	43,718,950.00	1,877,082.00	55,102,598.59	-	280,626.42	-	-	280,626.42	55,383,225.01	65,407,143.25

SUMMARY:

	Previous Report	This month (January)	As of Date
Total Disbursement Authorities Received			
Unutilized NCA of previous month			
NCA		90,121,053.00	90,121,053.00
Working Fund			
TRA		5,905,078.11	5,905,078.11
CDC			
NCAA			
Others (CDT, BTr Docs Stamp, etc.)			
Less: Notice of Transfer Allocations (NTA)* issued		16,070,882.83	16,070,882.83
Total Disbursements Authorities Available	-	79,955,248.28	79,955,248.28
Less: Lapsed NCA			
Disbursements		65,407,143.25	65,407,143.25
Balance of Disbursements Authorities as of to date	-	14,548,105.03	14,548,105.03




MONTHLY REPORT OF DISBURSEMENT  
For the month of January 2016


Department : DEPARTMENT OF FINANCE  
Agency : BUREAU OF THE TREASURY  
Operating Unit : CENTRAL OFFICE  
Organization Code (UACS) : 11-005-00-00000  
Funding Source Code (as clustered): ALL FUNDS

PARTICULARS	TRUST LIABILITIES				GRAND TOTAL					Remarks
	PS	MOOE	CO	TOTAL	PS	MOOE	Fin. Exp	CO	TOTAL	
1	19	20	21	22=(19+20+21)	23	24	25	26	27=(23+24+25+26)	28
JANUARY										
Notice of Cash Allocation (NCA)										PS includes: TL & RG Payment in January 2016: 409,052.20  TRA excludes: P 23,520 taxes withheld from payment of honorarium, since the source of funds is savings (Sale of Bid Documents)
MDS Checks Issued	-	-	-	-	681,035.83	3,229,105.69	-	-	3,910,141.52	
Advice to Debit Account	-	-	-	-	6,894,609.23	7,174,394.51	39,784,244.50	1,738,675.38	55,591,923.62	
Working Fund (NCA issued to BTr)	-	-	-	-	-	-	-	-	-	
Tax Remittance Advices Issued (TRA)	-	-	-	-	1,404,182.94	427,783.05	3,934,705.50	138,406.62	5,905,078.11	
Cash Disbursement Ceiling (CDC)	-	-	-	-	-	-	-	-	-	
Non-Cash Availment Authority (NCAA)	-	-	-	-	-	-	-	-	-	
Others (CDT, BTr Docs Stamp, etc.)	-	-	-	-	-	-	-	-	-	
TOTAL	-	-	-	-	8,979,828.00	10,831,283.25	43,718,950.00	1,877,082.00	65,407,143.25	
FEBRUARY										
Notice of Cash Allocation	-	-	-	-	-	-	-	-	-	
MDS Checks Issued	-	-	-	-	-	-	-	-	-	
Advice to Debit Account	-	-	-	-	-	-	-	-	-	
Tax Remittance Advices Issued	-	-	-	-	-	-	-	-	-	
Cash Disbursement Ceiling	-	-	-	-	-	-	-	-	-	
Non-Cash Availment Authority	-	-	-	-	-	-	-	-	-	
Others (CDT, Docs Stamp, etc.)	-	-	-	-	-	-	-	-	-	
TOTAL	-	-	-	-	-	-	-	-	-	
MARCH										
Notice of Cash Allocation	-	-	-	-	-	-	-	-	-	
MDS Checks Issued	-	-	-	-	-	-	-	-	-	
Advice to Debit Account	-	-	-	-	-	-	-	-	-	
Tax Remittance Advices Issued	-	-	-	-	-	-	-	-	-	
Cash Disbursement Ceiling	-	-	-	-	-	-	-	-	-	
Non-Cash Availment Authority	-	-	-	-	-	-	-	-	-	
Others (CDT, Docs Stamp, etc.)	-	-	-	-	-	-	-	-	-	
TOTAL	-	-	-	-	-	-	-	-	-	
1ST QUARTER										
Notice of Cash Allocation	-	-	-	-	-	-	-	-	-	
MDS Checks Issued	-	-	-	-	681,035.83	3,229,105.69	-	-	3,910,141.52	
Advice to Debit Account	-	-	-	-	6,894,609.23	7,174,394.51	39,784,244.50	1,738,675.38	55,591,923.62	
Tax Remittance Advices Issued	-	-	-	-	1,404,182.94	427,783.05	3,934,705.50	138,406.62	5,905,078.11	
Cash Disbursement Ceiling	-	-	-	-	-	-	-	-	-	
Non-Cash Availment Authority	-	-	-	-	-	-	-	-	-	
Others (CDT, Docs Stamp, etc.)	-	-	-	-	-	-	-	-	-	
GRAND TOTAL	-	-	-	-	8,979,828.00	10,831,283.25	43,718,950.00	1,877,082.00	65,407,143.25	

Certified Correct:

  
CAROL D. JORGE  
Agency Chief Accountant

Recommending Approval:

  
FILEMON D. CONDINO  
Director III, Accounting Service

Approved by:

  
CHRISTINE L. SANCHEZ, CESO IV  
Deputy Treasurer of the Philippines





MONTHLY REPORT OF DISBURSEMENTS  
For the month of January 2016

Department : DEPARTMENT OF FINANCE  
Agency : BUREAU OF THE TREASURY  
Operating Unit : Central Office  
Organization Code (UACS) : 11-005-00-00000  
Funding Source Code (as clustered): 01 (Regular Agency Fund)  
(e.g. Old Fund Code: 101,102, 151)

PARTICULARS	CURRENT YEAR BUDGET					PRIOR YEAR'S BUDGET											SUB-TOTAL
	PS	MOOE	Fin. Exp	CO	TOTAL	PRIOR YEAR'S ACCOUNTS PAYABLE					CURRENT YEAR'S ACCOUNTS PAYABLE (Charge Against Cont. Approp CY 2015)					TOTAL	
						PS	MOOE	Fin. Exp	CO	Sub-Total	PS	MOOE	Fin. Exp	CO	Sub-Total		
1	2	3	4	5	6= (2+ 3+4+5)	7	8	9	10	11= (7+ 8+9+10)	12	13	14	15	16= (12+ 13+14+15)	17=(11+16)	18=(6+17)
January																	
Notice of Cash Allocation (NCA)					-												-
MDS Checks Issued	472,181.04	730,973.96			1,203,155.00	208,854.79	2,479,583.56			2,688,438.35		18,548.17			18,548.17	2,706,986.52	3,910,141.52
Advice to Debit Account	6,230,721.04	1,210,711.23			7,441,432.27	663,888.19	5,721,215.54	39,784,244.50	1,738,675.38	47,908,023.61		242,467.74			242,467.74	48,150,491.35	55,591,923.62
Working Fund (NCA issued to BTr)																	
Tax Remittance Advices Issued (TRA)																	
Cash Disbursement Ceiling (CDC)	1,339,778.35	39,552.62			1,379,330.97	64,404.59	368,619.92	3,934,705.50	138,406.62	4,506,136.63		19,610.51			19,610.51	4,525,747.14	5,905,078.11
Non-Cash Availment Authority (NCAA)					-					-					-		-
Others (CDT, BTr Docs Stamp, etc.)					-					-					-		-
Total	8,042,680.43	1,981,237.81	-	-	10,023,918.24	937,147.57	8,569,419.02	43,718,950.00	1,877,082.00	55,102,598.59	-	280,626.42	-	-	280,626.42	55,383,225.01	65,407,143.25
February																	
Notice of Cash Allocation (NCA)					-												-
MDS Checks Issued					-					-					-		-
Advice to Debit Account					-					-					-		-
Tax Remittance Advices Issued (TRA)					-					-					-		-
Cash Disbursement Ceiling (CDC)					-					-					-		-
Non-Cash Availment Authority (NCAA)					-					-					-		-
Others (CDT, BTr Docs Stamp, etc.)					-					-					-		-
Total	-	-	-	-	-	-	-	-	-	-	-	-	-	-	-	-	-
March																	
Notice of Cash Allocation (NCA)					-												-
MDS Checks Issued					-					-					-		-
Advice to Debit Account					-					-					-		-
Tax Remittance Advices Issued (TRA)					-					-					-		-
Cash Disbursement Ceiling (CDC)					-					-					-		-
Non-Cash Availment Authority (NCAA)					-					-					-		-
Others (CDT, BTr Docs Stamp, etc.)					-					-					-		-
Total	-	-	-	-	-	-	-	-	-	-	-	-	-	-	-	-	-
1st Quarter																	
Notice of Cash Allocation (NCA)					-												-
MDS Checks Issued	472,181.04	730,973.96	-	-	1,203,155.00	208,854.79	2,479,583.56	-	-	2,688,438.35	-	18,548.17	-	-	18,548.17	2,706,986.52	3,910,141.52
Advice to Debit Account	6,230,721.04	1,210,711.23	-	-	7,441,432.27	663,888.19	5,721,215.54	39,784,244.50	1,738,675.38	47,908,023.61	-	242,467.74	-	-	242,467.74	48,150,491.35	55,591,923.62
Tax Remittance Advices Issued (TRA)	1,339,778.35	39,552.62	-	-	1,379,330.97	64,404.59	368,619.92	3,934,705.50	138,406.62	4,506,136.63	-	19,610.51	-	-	19,610.51	4,525,747.14	5,905,078.11
Cash Disbursement Ceiling (CDC)																	
Non-Cash Availment Authority (NCAA)																	
Others (CDT, BTr Docs Stamp, etc.)																	
Total																	
GRAND TOTAL	8,042,680.43	1,981,237.81	-	-	10,023,918.24	937,147.57	8,569,419.02	43,718,950.00	1,877,082.00	55,102,598.59	-	280,626.42	-	-	280,626.42	55,383,225.01	65,407,143.25

SUMMARY:

	Previous Report (November)	This month (December)	As of Date
Total Disbursement Authorities Received			
Unutilized NCA of previous month			
NCA		90,121,053.00	90,121,053.00
Working Fund			
TRA		5,905,078.11	5,905,078.11
CDC			
NCAA			
Others (CDT, BTr Docs Stamp, etc.)			
Less: Notice of Transfer Allocations (NTA)* issued		16,070,882.83	16,070,882.83
Total Disbursements Authorities Available		79,955,248.28	79,955,248.28
Less: Lapsed NCA			
Disbursements		65,407,143.25	65,407,143.25
Balance of Disbursements Authorities as of to date		14,548,105.03	14,548,105.03



MONTHLY REPORT OF DISBURSEMENTS  
For the month of January 2016

Department : DEPARTMENT OF FINANCE  
Agency : BUREAU OF THE TREASURY  
Operating Unit : Central Office  
Organization Code (UACS) : 11-005-00-00000  
Funding Source Code (as clustered) : 01 (Regular Agency Fund)  
(e.g. Old Fund Code: 101,102, 151)

PARTICULARS	TRUST LIABILITIES									Remarks
	PS	MOOE	CO	TOTAL	PS	MOOE	Fin. Exp	CO	TOTAL	
1	19	20	21	22=(19+20+21)	23	24	25	26	27=(23+24+25+26)	28
<b>January</b>										
Notice of Cash Allocation (NCA)										PS includes: TL & RG Payment in January 2016: 409,052.20  TRA excludes: P 23,520 taxes withheld from payment of honorarium, since the source of funds is savings (Sale of Bird Downmark)
MDS Checks Issued				-	681,035.83	3,229,105.69	-	-	3,910,141.52	
Advice to Debit Account				-	6,894,609.23	7,174,394.51	39,784,244.50	1,738,675.38	55,591,923.62	
Working Fund (NCA issued to BTr)				-	-	-	-	-	-	
Tax Remittance Advices Issued (TRA)				-	1,404,182.94	427,783.05	3,934,705.50	138,406.62	5,905,078.11	
Cash Disbursement Ceiling (CDC)				-	-	-	-	-	-	
Non-Cash Availment Authority (NCAA)				-	-	-	-	-	-	
Others (CDT, BTr Docs Stamp, etc.)				-	-	-	-	-	-	
<b>Total</b>	-	-	-	-	8,979,828.00	10,831,283.25	43,718,950.00	1,877,082.00	65,407,143.25	
<b>February</b>										
Notice of Cash Allocation (NCA)				-	-	-	-	-	-	
MDS Checks Issued				-	-	-	-	-	-	
Advice to Debit Account				-	-	-	-	-	-	
Tax Remittance Advices Issued (TRA)				-	-	-	-	-	-	
Cash Disbursement Ceiling (CDC)				-	-	-	-	-	-	
Non-Cash Availment Authority (NCAA)				-	-	-	-	-	-	
Others (CDT, BTr Docs Stamp, etc.)				-	-	-	-	-	-	
<b>Total</b>	-	-	-	-	-	-	-	-	-	
<b>March</b>										
Notice of Cash Allocation (NCA)				-	-	-	-	-	-	
MDS Checks Issued				-	-	-	-	-	-	
Advice to Debit Account				-	-	-	-	-	-	
Tax Remittance Advices Issued (TRA)				-	-	-	-	-	-	
Cash Disbursement Ceiling (CDC)				-	-	-	-	-	-	
Non-Cash Availment Authority (NCAA)				-	-	-	-	-	-	
Others (CDT, BTr Docs Stamp, etc.)				-	-	-	-	-	-	
<b>Total</b>	-	-	-	-	-	-	-	-	-	
<b>1st Quarter</b>										
Notice of Cash Allocation (NCA)				-	-	-	-	-	-	
MDS Checks Issued	-	-	-	-	681,035.83	3,229,105.69	-	-	3,910,141.52	
Advice to Debit Account	-	-	-	-	6,894,609.23	7,174,394.51	39,784,244.50	1,738,675.38	55,591,923.62	
Tax Remittance Advices Issued (TRA)	-	-	-	-	1,404,182.94	427,783.05	3,934,705.50	138,406.62	5,905,078.11	
Cash Disbursement Ceiling (CDC)				-	-	-	-	-	-	
Non-Cash Availment Authority (NCAA)				-	-	-	-	-	-	
Others (CDT, BTr Docs Stamp, etc.)				-	-	-	-	-	-	
<b>GRAND TOTAL</b>	-	-	-	-	8,979,828.00	10,831,283.25	43,718,950.00	1,877,082.00	65,407,143.25	

Certified Correct:

CAROL D. JORGE

Agency Chief Accountant

Recommending Approval:

FILEMON D. CONDINO

Director III, Accounting Service

Approved by:

CHRISTINE L. SANCHEZ, CESO IV

Deputy Treasurer of the Philippines





MONTHLY REPORT OF DISBURSEMENTS  
For the month of January 2016

Department : DEPARTMENT OF FINANCE  
Agency : BUREAU OF THE TREASURY  
Operating Unit : REGIONAL OFFICES  
Organization Code (UACS) : 11-005-00-00000  
Funding Source Code (as clustered): 01 (Regular Agency Fund)  
(e.g. Old Fund Code: 101,102, 151)

PARTICULARS	CURRENT YEAR BUDGET					PRIOR YEAR'S BUDGET											SUB-TOTAL	TRUST LIABILITIES				GRAND TOTAL					Remarks
	PS	MOOE	Fin. Exp	CO	TOTAL	PRIOR YEAR'S ACCOUNTS PAYABLE					CURRENT YEAR'S ACCOUNTS PAYABLE (Charge Against Cont. Approp CY 2015)					TOTAL L		PS	MOOE	CO	TOTAL	PS	MOOE	Fin. Exp	CO	TOTAL	
						PS	MOOE	Fin. Exp	CO	Sub-Total	PS	MOOE	Fin. Exn	CO	Sub-Total												
1	2	3	4	5	6= (2+ 3+4+5)	7	8	9	10	11= (7+ 8+9+10)	12	13	14	15	16= (12+ 13+14+15)	17=(11+16)	18=(6+17)	19	20	21	22=(19 +20+2	23	24	25	26	27=(23+24+25+26)	28
January																											
Notice of Cash Allocation (NCA)																											
MDS Checks Issued	3,348,201.39	1,081,963.00	-	-	4,430,164.39	-	-	-	-	-	-	-	-	-	-	-	4,430,164.39	-	-	-	-	3,348,201.39	1,081,963.00	-	-	4,430,164.39	
Advice to Debit Account	9,049,181.52	1,331,512.88	-	-	10,380,694.40	-	-	-	-	-	-	-	-	-	-	-	10,380,694.40	-	-	-	-	9,049,181.52	1,331,512.88	-	-	10,380,694.40	
Working Fund (NCA issued to BTr)																											
Tax Remittance Advices Issued (TRA)	1,718,463.07	116,373.49	-	-	1,834,836.56	-	-	-	-	-	-	-	-	-	-	-	1,834,836.56	-	-	-	-	1,718,463.07	116,373.49	-	-	1,834,836.56	
Cash Disbursement Ceiling (CDC)																											
Non-Cash Availment Authority (NCAA)																											
Others (CDT, BTr Docs Stamp, etc.)																											
Total	14,115,845.98	2,529,849.37	-	-	16,645,695.35	-	-	-	-	-	-	-	-	-	-	-	16,645,695.35	-	-	-	-	14,115,845.98	2,529,849.37	-	-	16,645,695.35	
February																											
Notice of Cash Allocation (NCA)																											
MDS Checks Issued	-	-	-	-	-	-	-	-	-	-	-	-	-	-	-	-	-	-	-	-	-	-	-	-	-	-	
Advice to Debit Account	-	-	-	-	-	-	-	-	-	-	-	-	-	-	-	-	-	-	-	-	-	-	-	-	-	-	
Tax Remittance Advices Issued (TRA)	-	-	-	-	-	-	-	-	-	-	-	-	-	-	-	-	-	-	-	-	-	-	-	-	-	-	
Cash Disbursement Ceiling (CDC)	-	-	-	-	-	-	-	-	-	-	-	-	-	-	-	-	-	-	-	-	-	-	-	-	-	-	
Non-Cash Availment Authority (NCAA)	-	-	-	-	-	-	-	-	-	-	-	-	-	-	-	-	-	-	-	-	-	-	-	-	-	-	
Others (CDT, BTr Docs Stamp, etc.)	-	-	-	-	-	-	-	-	-	-	-	-	-	-	-	-	-	-	-	-	-	-	-	-	-	-	
Total	-	-	-	-	-	-	-	-	-	-	-	-	-	-	-	-	-	-	-	-	-	-	-	-	-	-	
March																											
Notice of Cash Allocation (NCA)																											
MDS Checks Issued	-	-	-	-	-	-	-	-	-	-	-	-	-	-	-	-	-	-	-	-	-	-	-	-	-	-	
Advice to Debit Account	-	-	-	-	-	-	-	-	-	-	-	-	-	-	-	-	-	-	-	-	-	-	-	-	-	-	
Tax Remittance Advices Issued (TRA)	-	-	-	-	-	-	-	-	-	-	-	-	-	-	-	-	-	-	-	-	-	-	-	-	-	-	
Cash Disbursement Ceiling (CDC)	-	-	-	-	-	-	-	-	-	-	-	-	-	-	-	-	-	-	-	-	-	-	-	-	-	-	
Non-Cash Availment Authority (NCAA)	-	-	-	-	-	-	-	-	-	-	-	-	-	-	-	-	-	-	-	-	-	-	-	-	-	-	
Others (CDT, BTr Docs Stamp, etc.)	-	-	-	-	-	-	-	-	-	-	-	-	-	-	-	-	-	-	-	-	-	-	-	-	-	-	
Total	-	-	-	-	-	-	-	-	-	-	-	-	-	-	-	-	-	-	-	-	-	-	-	-	-	-	
1st Quarter																											
Notice of Cash Allocation (NCA)																											
MDS Checks Issued	3,348,201.39	1,081,963.00	-	-	4,430,164.39	-	-	-	-	-	-	-	-	-	-	-	4,430,164.39	-	-	-	-	3,348,201.39	1,081,963.00	-	-	4,430,164.39	
Advice to Debit Account	9,049,181.52	1,331,512.88	-	-	10,380,694.40	-	-	-	-	-	-	-	-	-	-	-	10,380,694.40	-	-	-	-	9,049,181.52	1,331,512.88	-	-	10,380,694.40	
Tax Remittance Advices Issued (TRA)	1,718,463.07	116,373.49	-	-	1,834,836.56	-	-	-	-	-	-	-	-	-	-	-	1,834,836.56	-	-	-	-	1,718,463.07	116,373.49	-	-	1,834,836.56	
Cash Disbursement Ceiling (CDC)																											
Non-Cash Availment Authority (NCAA)																											
Others (CDT, BTr Docs Stamp, etc.)																											
GRAND TOTAL	14,115,845.98	2,529,849.37	-	-	16,645,695.35	-	-	-	-	-	-	-	-	-	-	-	16,645,695.35	-	-	-	-	14,115,845.98	2,529,849.37	-	-	16,645,695.35	

SUMMARY:

	Previous Report	This month (January)	As of Date
Total Disbursement Authorities Received			
Unutilized NTA of previous month		-	
NTA		16,070,882.83	16,070,882.83
Working Fund			
TRA		1,834,836.56	1,834,836.56
CDC		-	
NCAA		-	
Others (CDT, BTr Docs Stamp, etc.)		-	
Less: Notice of Transfer Allocations (NTA)* issued			
Total Disbursements Authorities Available	-	17,905,719.39	17,905,719.39
Less: Lapsed NCA			
Disbursements *		16,645,695.35	16,645,695.35
Balance of Disbursements Authorities as of to date	-	1,260,024.04	1,260,024.04

Consolidated by:

JHANINE SALVADOR  
TOO II  
Date: 2/19/16

Noted by:

CAROL D. JORGE  
Agency Chief Accountant  
Date: 2/19/16

FILEMON D. CONDINO  
Director III, Accounting Service  
Date: 2/19/16

CHRISTINE L. SANCHEZ, CESO IV  
Deputy Treasurer of the Philippines  
Date: 2/19/16



NOTICE OF CASH ALLOCATION RECEIVED  
as of January 31, 2016

Department: DEPARTMENT OF FINANCE  
Agency: BUREAU OF THE TREASURY  
Operating Unit: CENTRAL OFFICE  
Organization Code: 11-005-00-00000

MDS Account No: 2001-90003-1

Date	NCA NO.	UACS CODE	AMOUNT			Applicable Month/Remarks
			REGULAR	RLIP	TOTAL	
01/05/16	NCA-BMB-A-16-0000486	01101101/01104102	86,970,000.00	2,742,000.00	89,712,000.00	JANUARY 2016
		01101101/01104102	86,971,000.00	2,742,000.00	89,713,000.00	FEBRUARY 2016
		01101101/01104102	154,870,000.00	2,742,000.00	157,612,000.00	MARCH 2016
		01101101/01104102	108,690,000.00	2,741,000.00	111,431,000.00	APRIL 2016
		01101101/01104102	111,844,000.00	2,742,000.00	114,586,000.00	MAY 2016
		01101101/01104102	125,071,000.00	2,742,000.00	127,813,000.00	JUNE 2016
<b>Sub-Total</b>			<b>674,416,000.00</b>	<b>16,451,000.00</b>	<b>690,867,000.00</b>	

MDS Account No: 2001-90258-2 (KFW - IDF)

Sub-Total -

MDS Account No: 2001-90234-3 (TRUST)


Sub-Total -

MDS Account No: 2001-90210-6 (TL&RG)

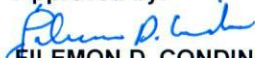
Date	NCA NO.		AMOUNT
01/08/16	NCA-BMB-A-16-0000830	01101101	409,053.00
<b>Sub-Total</b>			<b>409,053.00</b>
<b>GRANDTOTAL</b>			<b>691,276,053.00</b>

**Purpose**  
TL of Ms. Teresita C. Reyes

Certified Correct:

  
**CAROL D. JORGE**  
Agency Chief Accountant

Approved by:

  
**FILEMON D. CONDINO**  
Director III, Accounting Service





SUMMARY OF MONTHLY DISBURSEMENT PROGRAM FOR CY 2016

GAA		JANUARY	FEBRUARY	MARCH	APRIL	MAY	JUNE	TOTAL
Disbursement Program per BED 2 (net of TRA)		194,695,000.00	127,001,000.00	327,266,000.00	138,915,000.00	137,469,000.00	150,700,000.00	1,856,853,000.00
Estimated TRA		10,306,335.68	6,722,899.60	17,324,087.69	7,353,576.73	7,277,031.56	7,977,425.14	98,294,000.00
Disbursement Program for the Month (gross of TRA)		205,001,335.68	133,723,899.60	344,590,087.69	146,268,576.73	144,746,031.56	158,677,425.14	1,955,147,000.00
NCA of RG & TL		409,053.00						409,053.00
Total Program (including TL & RG)		205,410,388.68	133,723,899.60	344,590,087.69	146,268,576.73	144,746,031.56	158,677,425.14	1,955,556,053.00
Disbursement Program as of Date (GAA & TL/RG)		205,410,388.68	339,134,288.28	683,724,375.98	829,992,952.71	974,738,984.27	1,133,416,409.40	
GRAND TOTAL (RA)								
Disbursement Program per BED 2 (net of TRA)		194,695,000.00	127,001,000.00	327,266,000.00	138,915,000.00	137,469,000.00	150,700,000.00	
Estimated TRA		10,306,335.68	6,722,899.60	17,324,087.69	7,353,576.73	7,277,031.56	7,977,425.14	
Disbursement Program for the Month (gross of TRA)		205,410,388.68	133,723,899.60	344,590,087.69	146,268,576.73	144,746,031.56	158,677,425.14	
Disbursement Program as of Date		205,410,388.68	339,134,288.28	683,724,375.98	829,992,952.71	974,738,984.27	1,133,416,409.40	
GRAND TOTAL (ALL FUNDS)								
Disbursement Program per BED 2 (net of TRA)		194,695,000.00	127,001,000.00	327,266,000.00	138,915,000.00	137,469,000.00	150,700,000.00	1,856,853,000.00
Estimated TRA		10,306,335.68	6,722,899.60	17,324,087.69	7,353,576.73	7,277,031.56	7,977,425.14	98,294,000.00
Disbursement Program for the Month (gross of TRA)		205,410,388.68	133,723,899.60	344,590,087.69	146,268,576.73	144,746,031.56	158,677,425.14	1,955,556,053.00
Disbursement Program as of Date		205,410,388.68	339,134,288.28	683,724,375.98	829,992,952.71	974,738,984.27	1,133,416,409.40	

