




MONTHLY REPORT OF DISBURSEMENTS
For the month of April 2016

Department : DEPARTMENT OF FINANCE
Agency : BUREAU OF THE TREASURY
Operating Unit : CENTRAL OFFICE & REGIONAL OFFICES
Organization Code (UACS) : 11-005-00-00000
Funding Source Code (as clustered): ALL FUNDS
(e.g. Old Fund Code: 101,102, 151)

PARTICULARS	CURRENT YEAR BUDGET					PRIOR YEAR'S BUDGET											SUB-TOTAL
	PS	MOOE	Fin. Exp	CO	TOTAL	PRIOR YEAR'S ACCOUNTS PAYABLE					CURRENT YEAR'S ACCOUNTS PAYABLE (Charge Against Cont. Approp CY 2015)					TOTAL	
						PS	MOOE	Fin. Exp	CO	Sub-Total	PS	MOOE	Fin. Exp	CO	Sub-Total		
1	2	3	4	5	6= (2+ 3+4+5)	7	8	9	10	11= (7+ 8+9+10)	12	13	14	15	16= (12+ 13+14+15)	17=(11+16)	18=(6+17)
April																	
Notice of Cash Allocation (NCA)																	
MDS Checks Issued	6,318,793.38	5,699,870.24	-	-	12,018,663.62	19,122.43	43,509.36	-	-	62,631.79	-	1,559,099.75	-	-	1,559,099.75	1,621,731.54	13,640,395.16
Advice to Debit Account	18,795,995.20	3,684,220.19	12,982,578.70	-	35,462,794.09	15,503.18	4,055,224.19	-	10,284,865.65	14,355,593.02	-	1,736,468.39	43,815,899.40	-	45,552,367.79	59,907,960.81	95,370,754.90
Working Fund (NCA issued to BTr)	-	-	-	-	-	-	-	-	-	-	-	-	-	-	-	-	-
Tax Remittance Advices Issued (TRA)	4,557,196.39	327,872.64	1,283,991.30	-	6,169,060.33	5,767.67	291,740.33	-	813,051.90	1,110,559.90	-	136,288.60	4,333,440.60	-	4,469,729.20	5,580,289.10	11,749,349.43
Cash Disbursement Ceiling (CDC)	-	-	-	-	-	-	-	-	-	-	-	-	-	-	-	-	-
Non-Cash Availment Authority (NCAA)	-	-	-	-	-	-	-	-	-	-	-	-	-	-	-	-	-
Others (CDT, BTr Docs Stamp, etc.)	-	-	-	-	-	-	-	-	-	-	-	-	-	-	-	-	-
Total	29,671,984.97	9,711,963.07	14,266,570.00	-	53,650,518.04	40,393.28	4,390,473.88	-	11,097,917.55	15,528,784.71	-	3,431,856.74	48,149,340.00	-	51,581,196.74	67,109,981.45	120,760,499.49
May																	
Notice of Cash Allocation (NCA)																	
MDS Checks Issued	-	-	-	-	-	-	-	-	-	-	-	-	-	-	-	-	-
Advice to Debit Account	-	-	-	-	-	-	-	-	-	-	-	-	-	-	-	-	-
Tax Remittance Advices Issued (TRA)	-	-	-	-	-	-	-	-	-	-	-	-	-	-	-	-	-
Cash Disbursement Ceiling (CDC)	-	-	-	-	-	-	-	-	-	-	-	-	-	-	-	-	-
Non-Cash Availment Authority (NCAA)	-	-	-	-	-	-	-	-	-	-	-	-	-	-	-	-	-
Others (CDT, BTr Docs Stamp, etc.)	-	-	-	-	-	-	-	-	-	-	-	-	-	-	-	-	-
Total	-	-	-	-	-	-	-	-	-	-	-	-	-	-	-	-	-
June																	
Notice of Cash Allocation (NCA)																	
MDS Checks Issued	-	-	-	-	-	-	-	-	-	-	-	-	-	-	-	-	-
Advice to Debit Account	-	-	-	-	-	-	-	-	-	-	-	-	-	-	-	-	-
Tax Remittance Advices Issued (TRA)	-	-	-	-	-	-	-	-	-	-	-	-	-	-	-	-	-
Cash Disbursement Ceiling (CDC)	-	-	-	-	-	-	-	-	-	-	-	-	-	-	-	-	-
Non-Cash Availment Authority (NCAA)	-	-	-	-	-	-	-	-	-	-	-	-	-	-	-	-	-
Others (CDT, BTr Docs Stamp, etc.)	-	-	-	-	-	-	-	-	-	-	-	-	-	-	-	-	-
Total	-	-	-	-	-	-	-	-	-	-	-	-	-	-	-	-	-
2nd Quarter																	
Notice of Cash Allocation (NCA)																	
MDS Checks Issued	6,318,793.38	5,699,870.24	-	-	12,018,663.62	19,122.43	43,509.36	-	-	62,631.79	-	1,559,099.75	-	-	1,559,099.75	1,621,731.54	13,640,395.16
Advice to Debit Account	18,795,995.20	3,684,220.19	12,982,578.70	-	35,462,794.09	15,503.18	4,055,224.19	-	10,284,865.65	14,355,593.02	-	1,736,468.39	43,815,899.40	-	45,552,367.79	59,907,960.81	95,370,754.90
Tax Remittance Advices Issued (TRA)	4,557,196.39	327,872.64	1,283,991.30	-	6,169,060.33	5,767.67	291,740.33	-	813,051.90	1,110,559.90	-	136,288.60	4,333,440.60	-	4,469,729.20	5,580,289.10	11,749,349.43
Cash Disbursement Ceiling (CDC)	-	-	-	-	-	-	-	-	-	-	-	-	-	-	-	-	-
Non-Cash Availment Authority (NCAA)	-	-	-	-	-	-	-	-	-	-	-	-	-	-	-	-	-
Others (CDT, BTr Docs Stamp, etc.)	-	-	-	-	-	-	-	-	-	-	-	-	-	-	-	-	-
Total	29,671,984.97	9,711,963.07	14,266,570.00	-	53,650,518.04	40,393.28	4,390,473.88	-	11,097,917.55	15,528,784.71	-	3,431,856.74	48,149,340.00	-	51,581,196.74	67,109,981.45	120,760,499.49

SUMMARY:

	Previous Report March	This month (April)	As of Date
Total Disbursement Authorities Received			
Unutilized NCA of previous month	17,475,517.50	204,439.75	-
NCA	309,668,919.00	125,626,480.00	695,952,212.00
Working Fund	-	-	-
TRA	10,938,131.14	11,749,349.43	39,048,258.37
CDC	-	-	-
NCAA	-	-	-
Others (CDT, BTr Docs Stamp, etc.)	-	-	-
Less: Notice of Transfer Allocations (NTA)* issued			
Total Disbursements Authorities Available	338,082,567.64	137,580,269.18	735,000,470.37
Less: Lapsed NCA	63,008,937.39	-	63,008,937.39
Disbursements	274,869,190.50	120,760,499.49	655,171,763.29
Balance of Disbursements Authorities as of to date	204,439.75	16,819,769.69	16,819,769.69





MONTHLY REPORT OF DISBURSEMENTS
For the month of April 2016

Department : DEPARTMENT OF FINANCE
Agency : BUREAU OF THE TREASURY
Operating Unit : CENTRAL OFFICE & REGIONAL OFFICES
Organization Code (UACS) : 11-005-00-00000
Funding Source Code (as clustered): ALL FUNDS
(e.g. Old Fund Code: 101,102, 151)

PARTICULARS	TRUST LIABILITIES				GRAND TOTAL					Remarks
	PS	MOOE	CO	TOTAL	PS	MOOE	Fin. Exp	CO	TOTAL	
1	19	20	21	22=(19+20+21)	23	24	25	26	27=(23+24+25+26)	28
April										PS includes: TL & RG Payment in April 2016 2,961,525.66
Notice of Cash Allocation (NCA)	-	-	-	-	6,337,915.81	7,302,479.35	-	-	13,640,395.16	
MDS Checks Issued	-	-	-	-	18,811,498.38	9,475,912.77	56,798,478.10	10,284,865.65	95,370,754.90	
Advice to Debit Account	-	-	-	-	4,562,964.06	755,901.57	5,617,431.90	813,051.90	11,749,349.43	
Working Fund (NCA issued to BTr)	-	-	-	-	-	-	-	-	-	
Tax Remittance Advices Issued (TRA)	-	-	-	-	-	-	-	-	-	
Cash Disbursement Ceiling (CDC)	-	-	-	-	-	-	-	-	-	
Non-Cash Availment Authority (NCAA)	-	-	-	-	-	-	-	-	-	
Others (CDT, BTr Docs Stamp, etc.)	-	-	-	-	-	-	-	-	-	
Total	-	-	-	-	29,712,378.25	17,534,293.69	62,415,910.00	11,097,917.55	120,760,499.49	
May										PS includes: TL & RG Payment in May 2016
Notice of Cash Allocation (NCA)	-	-	-	-	-	-	-	-	-	
MDS Checks Issued	-	-	-	-	-	-	-	-	-	
Advice to Debit Account	-	-	-	-	-	-	-	-	-	
Tax Remittance Advices Issued (TRA)	-	-	-	-	-	-	-	-	-	
Cash Disbursement Ceiling (CDC)	-	-	-	-	-	-	-	-	-	
Non-Cash Availment Authority (NCAA)	-	-	-	-	-	-	-	-	-	
Others (CDT, BTr Docs Stamp, etc.)	-	-	-	-	-	-	-	-	-	
Total	-	-	-	-	-	-	-	-	-	
June										PS includes: TL & RG Payment in June 2016:
Notice of Cash Allocation (NCA)	-	-	-	-	-	-	-	-	-	
MDS Checks Issued	-	-	-	-	-	-	-	-	-	
Advice to Debit Account	-	-	-	-	-	-	-	-	-	
Tax Remittance Advices Issued (TRA)	-	-	-	-	-	-	-	-	-	
Cash Disbursement Ceiling (CDC)	-	-	-	-	-	-	-	-	-	
Non-Cash Availment Authority (NCAA)	-	-	-	-	-	-	-	-	-	
Others (CDT, BTr Docs Stamp, etc.)	-	-	-	-	-	-	-	-	-	
Total	-	-	-	-	-	-	-	-	-	
2nd Quarter										
Notice of Cash Allocation (NCA)	-	-	-	-	6,337,915.81	7,302,479.35	-	-	13,640,395.16	
MDS Checks Issued	-	-	-	-	18,811,498.38	9,475,912.77	56,798,478.10	10,284,865.65	95,370,754.90	
Advice to Debit Account	-	-	-	-	4,562,964.06	755,901.57	5,617,431.90	813,051.90	11,749,349.43	
Tax Remittance Advices Issued (TRA)	-	-	-	-	-	-	-	-	-	
Cash Disbursement Ceiling (CDC)	-	-	-	-	-	-	-	-	-	
Non-Cash Availment Authority (NCAA)	-	-	-	-	-	-	-	-	-	
Others (CDT, BTr Docs Stamp, etc.)	-	-	-	-	-	-	-	-	-	
GRAND TOTAL					29,712,378.25	17,534,293.69	62,415,910.00	11,097,917.55	120,760,499.49	

Total Disbursements Program (BED 2)**
Less: * Actual Disbursements
(Over)/Under spending

** includes NCAs for Terminal Leave Benefits & Retirement Gratuity

Previous Report (March)	This month (April)
352,014,006.69	150,963,667.73
274,869,190.50	120,760,499.49
77,144,816.19	30,203,168.24

As of Date
842,284,722.71
655,171,763.29
187,112,959.42

Certified Correct:

CAROL D. JORGE
Agency Chief Accountant

Date: _____

Recommending Approval:

AVELINA H. ZUMARRAGA
OIC, Accounting Service

Date: _____



Approved By:
ATTY. GISELA F. LOOD
Deputy Treasurer of the Philippines
OIC, Office of the Treasurer of the Philippines

Date: _____



MONTHLY REPORT OF DISBURSEMENTS
For the month of April 2016

Department : DEPARTMENT OF FINANCE
Agency : BUREAU OF THE TREASURY
Operating Unit : CENTRAL OFFICE & REGIONAL OFFICES
Organization Code (UACS) : 11-005-00-00000
Funding Source Code (as clustered): 01 (Regular Agency Fund)
(e.g. Old Fund Code: 101,102, 151)

PARTICULARS	CURRENT YEAR BUDGET					PRIOR YEAR'S BUDGET												SUB-TOTAL
	PS	MOOE	Fin. Exp	CO	TOTAL	PRIOR YEAR'S ACCOUNTS PAYABLE					CURRENT YEAR'S ACCOUNTS PAYABLE (Charge Against Cont. Approp CY 2015)					TOTAL		
						PS	MOOE	Fin. Exp	CO	Sub-Total	PS	MOOE	Fin. Exp	CO	Sub-Total			
1	2	3	4	5	6= (2+ 3+4+5)	7	8	9	10	11= (7+ 8+9+10)	12	13	14	15	16= (12+ 13+14+15)	17=(11+16)	18=(6+17)	
April																		
Notice of Cash Allocation (NCA)																		
MDS Checks Issued	6,318,793.38	5,447,307.74	-	-	11,766,101.12	19,122.43	43,509.36	-	-	62,631.79	-	1,559,099.75	-	-	1,559,099.75	1,621,731.54	13,387,832.66	
Advice to Debit Account	18,795,995.20	3,684,220.19	12,982,578.70	-	35,462,794.09	15,503.18	4,055,224.19	-	10,284,865.65	14,355,593.02	-	1,736,468.39	43,815,899.40	-	45,552,367.79	59,907,960.81	95,370,754.90	
Working Fund (NCA issued to BTr)																		
Remittance Advices Issued (TRA)	4,557,196.39	319,435.14	1,283,991.30	-	6,160,622.83	5,767.67	291,740.33	-	813,051.90	1,110,559.90	-	136,288.60	4,333,440.60	-	4,469,729.20	5,580,289.10	11,740,911.93	
Cash Disbursement Ceiling (CDC)																		
Non-Cash Availment Authority (NCAA)																		
Others (CDT, BTr Docs Stamp, etc.)																		
Total	29,671,984.97	9,450,963.07	14,266,570.00	-	53,389,518.04	40,393.28	4,390,473.88	-	11,097,917.55	15,528,784.71	-	3,431,856.74	48,149,340.00	-	51,581,196.74	67,109,981.45	120,499,499.49	
May																		
Notice of Cash Allocation (NCA)																		
MDS Checks Issued	-	-	-	-	-	-	-	-	-	-	-	-	-	-	-	-	-	
Advice to Debit Account	-	-	-	-	-	-	-	-	-	-	-	-	-	-	-	-	-	
Tax Remittance Advices Issued (TRA)	-	-	-	-	-	-	-	-	-	-	-	-	-	-	-	-	-	
Cash Disbursement Ceiling (CDC)																		
Non-Cash Availment Authority (NCAA)																		
Others (CDT, BTr Docs Stamp, etc.)																		
Total	-	-	-	-	-	-	-	-	-	-	-	-	-	-	-	-	-	
June																		
Notice of Cash Allocation (NCA)																		
MDS Checks Issued	-	-	-	-	-	-	-	-	-	-	-	-	-	-	-	-	-	
Advice to Debit Account	-	-	-	-	-	-	-	-	-	-	-	-	-	-	-	-	-	
Tax Remittance Advices Issued (TRA)	-	-	-	-	-	-	-	-	-	-	-	-	-	-	-	-	-	
Cash Disbursement Ceiling (CDC)																		
Non-Cash Availment Authority (NCAA)																		
Others (CDT, BTr Docs Stamp, etc.)																		
Total	-	-	-	-	-	-	-	-	-	-	-	-	-	-	-	-	-	
2nd Quarter																		
Notice of Cash Allocation (NCA)																		
MDS Checks Issued	6,318,793.38	5,447,307.74	-	-	11,766,101.12	19,122.43	43,509.36	-	-	62,631.79	-	1,559,099.75	-	-	1,559,099.75	1,621,731.54	13,387,832.66	
Advice to Debit Account	18,795,995.20	3,684,220.19	12,982,578.70	-	35,462,794.09	15,503.18	4,055,224.19	-	10,284,865.65	14,355,593.02	-	1,736,468.39	43,815,899.40	-	45,552,367.79	59,907,960.81	95,370,754.90	
Remittance Advices Issued (TRA)	4,557,196.39	319,435.14	1,283,991.30	-	6,160,622.83	5,767.67	291,740.33	-	813,051.90	1,110,559.90	-	136,288.60	4,333,440.60	-	4,469,729.20	5,580,289.10	11,740,911.93	
Disbursement Ceiling (CDC)																		
Non-Cash Availment Authority (NCAA)																		
Others (CDT, BTr Docs Stamp, etc.)																		
GRAND TOTAL	29,671,984.97	9,450,963.07	14,266,570.00	-	53,389,518.04	40,393.28	4,390,473.88	-	11,097,917.55	15,528,784.71	-	3,431,856.74	48,149,340.00	-	51,581,196.74	67,109,981.45	120,499,499.49	

SUMMARY:

	Previous Report March	This month (April)	As of Date
Total Disbursement Authorities Received			
Unutilized NCA of previous month	17,475,517.50	204,439.75	-
NCA	309,668,919.00	120,911,091.00	691,236,823.00
Working Fund			-
TRA	10,938,131.14	11,740,911.93	39,039,820.87
CDC			-
NCAA			-
Others (CDT, BTr Docs Stamp, etc.)			-
Less: Notice of Transfer Allocations (NTA)* issued			-
Total Disbursements Authorities Available	338,082,567.64	132,856,442.68	730,276,643.87
Less: Lapsed NCA	63,008,937.39	-	63,008,937.39
Disbursements	274,869,190.50	120,499,499.49	654,910,763.29
Balance of Disbursements Authorities as of to date	204,439.75	12,356,943.19	12,356,943.19
			(0.00)





MONTHLY REPORT OF DISBURSEMENTS
For the month of April 2016

FAR No. 4
01 (REGULAR AGENCY FUND)
CENTRAL OFFICE & REGIONAL OFFICES

Department : DEPARTMENT OF FINANCE
Agency : BUREAU OF THE TREASURY
Operating Unit : CENTRAL OFFICE & REGIONAL OFFICES
Organization Code (UACS) : 11-005-00-00000
Funding Source Code (as clustered): 01 (Regular Agency Fund)
(e.g. Old Fund Code: 101,102, 151)

PARTICULARS	TRUST LIABILITIES				GRAND TOTAL					Remarks
	PS	MOOE	CO	TOTAL	PS	MOOE	Fin. Exp	CO	TOTAL	
1	19	20	21	22=(19+20+21)	23	24	25	26	27=(23+24+25+26)	28
April										PS includes: TL & RG Payment in April 2016: 2,961,525.66
Notice of Cash Allocation (NCA)	-	-	-	-	6,337,915.81	7,049,916.85	-	-	13,387,832.66	
MDS Checks Issued	-	-	-	-	18,811,498.38	9,475,912.77	56,798,478.10	10,284,865.65	95,370,754.90	
Advice to Debit Account	-	-	-	-	4,562,964.06	747,464.07	5,617,431.90	813,051.90	11,740,911.93	
Working Fund (NCA issued to BTr)	-	-	-	-	-	-	-	-	-	
Remittance Advices Issued (TRA)	-	-	-	-	-	-	-	-	-	
Cash Disbursement Ceiling (CDC)	-	-	-	-	-	-	-	-	-	
Non-Cash Availment Authority (NCAA)	-	-	-	-	-	-	-	-	-	
Others (CDT, BTr Docs Stamp, etc.)	-	-	-	-	-	-	-	-	-	
Total	-	-	-	-	29,712,378.25	17,273,293.69	62,415,910.00	11,097,917.55	120,499,499.49	
May										
Notice of Cash Allocation (NCA)	-	-	-	-	-	-	-	-	-	
MDS Checks Issued	-	-	-	-	-	-	-	-	-	
Advice to Debit Account	-	-	-	-	-	-	-	-	-	
Tax Remittance Advices Issued (TRA)	-	-	-	-	-	-	-	-	-	
Cash Disbursement Ceiling (CDC)	-	-	-	-	-	-	-	-	-	
Non-Cash Availment Authority (NCAA)	-	-	-	-	-	-	-	-	-	
Others (CDT, BTr Docs Stamp, etc.)	-	-	-	-	-	-	-	-	-	
Total	-	-	-	-	-	-	-	-	-	
June										
Notice of Cash Allocation (NCA)	-	-	-	-	-	-	-	-	-	
MDS Checks Issued	-	-	-	-	-	-	-	-	-	
Advice to Debit Account	-	-	-	-	-	-	-	-	-	
Tax Remittance Advices Issued (TRA)	-	-	-	-	-	-	-	-	-	
Cash Disbursement Ceiling (CDC)	-	-	-	-	-	-	-	-	-	
Non-Cash Availment Authority (NCAA)	-	-	-	-	-	-	-	-	-	
Others (CDT, BTr Docs Stamp, etc.)	-	-	-	-	-	-	-	-	-	
Total	-	-	-	-	-	-	-	-	-	
2nd Quarter										
Notice of Cash Allocation (NCA)	-	-	-	-	6,337,915.81	7,049,916.85	-	-	13,387,832.66	
MDS Checks Issued	-	-	-	-	18,811,498.38	9,475,912.77	56,798,478.10	10,284,865.65	95,370,754.90	
Advice to Debit Account	-	-	-	-	4,562,964.06	747,464.07	5,617,431.90	813,051.90	11,740,911.93	
Remittance Advices Issued (TRA)	-	-	-	-	-	-	-	-	-	
Disbursement Ceiling (CDC)	-	-	-	-	-	-	-	-	-	
Non-Cash Availment Authority (NCAA)	-	-	-	-	-	-	-	-	-	
Others (CDT, BTr Docs Stamp, etc.)	-	-	-	-	-	-	-	-	-	
GRAND TOTAL	-	-	-	-	29,712,378.25	17,273,293.69	62,415,910.00	11,097,917.55	120,499,499.49	

Total Disbursements Program (BED 2)**
Less: * Actual Disbursements
(Over)/Under spending

** includes NCAs for Terminal Leave Benefits & Retirement Gratuity

Previous Report (March)

352,014,006.69
274,869,190.50
77,144,816.19

This month (April)

150,963,667.73
120,499,499.49
30,464,168.24

As of Date

842,284,722.71
654,910,763.29
187,373,959.42

Certified Correct:

CAROL D. JORGE
Agency Chief Accountant

Date: _____

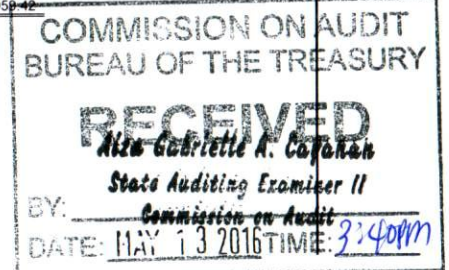
Recommending Approval:

AVELINA H. ZUMARRAGA
OIC, Accounting Service

Date: _____

Approved By:

ATTY. GISELA F. LOOD
Deputy Treasurer of the Philippines
OIC, Office of the Treasurer of the Philippines
Date: _____





MONTHLY REPORT OF DISBURSEMENT
For the month of April 2016

Funding the Republic


Department : DEPARTMENT OF FINANCE
Agency : BUREAU OF THE TREASURY
Operating Unit : CENTRAL OFFICE
Organization Code (UACS) : 11-005-00-00000
Funding Source Code (as clustered): ALL FUNDS

PARTICULARS	CURRENT YEAR BUDGET					PRIOR YEAR'S BUDGET											SUB-TOTAL
	PS	MOOE	Fin. Exp	CO	TOTAL	PRIOR YEAR'S ACCOUNTS PAYABLE					CURRENT YEAR'S ACCOUNTS PAYABLE (Charge Against Cont. Approp CY 2015)					TOTAL	
						PS	MOOE	Fin. Exp	CO	Sub-Total	PS	MOOE	Fin. Exp	CO	Sub-Total		
1	2	3	4	5	6= (2+ 3+4+5)	7	8	9	10	11= (7+ 8+9+10)	12	13	14	15	16= (12+ 13+14+15)	17=(11+16)	18=(6+17)
April																	
Notice of Cash Allocation (NCA)																	
MDS Checks Issued	2,825,028.49	4,341,280.70	-	-	7,166,309.19	19,122.43	43,509.36	-	-	62,631.79	-	1,506,465.34	-	-	1,506,465.34	1,569,097.13	8,735,406.32
Advice to Debit Account	8,174,961.70	1,513,198.91	12,982,578.70	-	22,670,739.31	15,503.18	4,055,224.19	-	10,284,865.65	14,355,593.02	-	1,651,238.01	43,815,899.40	-	45,467,137.41	59,822,730.43	82,493,469.74
Working Fund (NCA issued to BTr)																	
Tax Remittance Advices Issued (TRA)	2,258,620.98	174,874.93	1,283,991.30	-	3,717,487.21	5,767.67	291,740.33	-	813,051.90	1,110,559.90	-	132,530.22	4,333,440.60	-	4,465,970.82	5,576,530.72	9,294,017.93
Cash Disbursement Ceiling (CDC)																	
Non-Cash Availment Authority (NCAA)																	
Others (CDT, BTr Docs Stamp, etc.)																	
Total	13,258,611.17	6,029,354.54	14,266,570.00		33,554,535.71	40,393.28	4,390,473.88	-	11,097,917.55	15,528,784.71	-	3,290,233.57	48,149,340.00	-	51,439,573.57	66,968,358.28	100,522,893.99
May																	
Notice of Cash Allocation (NCA)																	
MDS Checks Issued	-	-	-	-	-	-	-	-	-	-	-	-	-	-	-	-	-
Advice to Debit Account	-	-	-	-	-	-	-	-	-	-	-	-	-	-	-	-	-
Tax Remittance Advices Issued (TRA)	-	-	-	-	-	-	-	-	-	-	-	-	-	-	-	-	-
Cash Disbursement Ceiling (CDC)	-	-	-	-	-	-	-	-	-	-	-	-	-	-	-	-	-
Non-Cash Availment Authority (NCAA)	-	-	-	-	-	-	-	-	-	-	-	-	-	-	-	-	-
Others (CDT, BTr Docs Stamp, etc.)	-	-	-	-	-	-	-	-	-	-	-	-	-	-	-	-	-
Total	-	-	-	-	-	-	-	-	-	-	-	-	-	-	-	-	-
June																	
Notice of Cash Allocation (NCA)																	
MDS Checks Issued	-	-	-	-	-	-	-	-	-	-	-	-	-	-	-	-	-
Advice to Debit Account	-	-	-	-	-	-	-	-	-	-	-	-	-	-	-	-	-
Tax Remittance Advices Issued (TRA)	-	-	-	-	-	-	-	-	-	-	-	-	-	-	-	-	-
Cash Disbursement Ceiling (CDC)	-	-	-	-	-	-	-	-	-	-	-	-	-	-	-	-	-
Non-Cash Availment Authority (NCAA)	-	-	-	-	-	-	-	-	-	-	-	-	-	-	-	-	-
Others (CDT, BTr Docs Stamp, etc.)	-	-	-	-	-	-	-	-	-	-	-	-	-	-	-	-	-
Total	-	-	-	-	-	-	-	-	-	-	-	-	-	-	-	-	-
2nd Quarter																	
Notice of Cash Allocation (NCA)																	
MDS Checks Issued	2,825,028.49	4,341,280.70	-	-	7,166,309.19	19,122.43	43,509.36	-	-	62,631.79	-	1,506,465.34	-	-	1,506,465.34	1,569,097.13	8,735,406.32
Advice to Debit Account	8,174,961.70	1,513,198.91	12,982,578.70	-	22,670,739.31	15,503.18	4,055,224.19	-	10,284,865.65	14,355,593.02	-	1,651,238.01	43,815,899.40	-	45,467,137.41	59,822,730.43	82,493,469.74
Tax Remittance Advices Issued (TRA)	2,258,620.98	166,437.43	1,283,991.30	-	3,709,049.71	5,767.67	291,740.33	-	813,051.90	1,110,559.90	-	132,530.22	4,333,440.60	-	4,465,970.82	5,576,530.72	9,285,580.43
Cash Disbursement Ceiling (CDC)																	
Non-Cash Availment Authority (NCAA)																	
Others (CDT, BTr Docs Stamp, etc.)																	
Total																	
GRAND TOTAL	13,258,611.17	6,020,917.04	14,266,570.00	-	33,546,098.21	40,393.28	4,390,473.88	-	11,097,917.55	15,528,784.71	-	3,290,233.57	48,149,340.00	-	51,439,573.57	66,968,358.28	100,514,456.49

SUMMARY:

	Previous Report March	This month (April)	As of Date
Total Disbursement Authorities Received			
Unutilized NCA of previous month	15,072,032.15	204,439.75	
NCA	309,668,919.00	125,626,480.00	695,952,212.00
Working Fund			
TRA	8,361,170.27	9,294,017.93	30,090,779.15
CDC			
NCAA			
Others (CDT, BTr Docs Stamp, etc.)			
Less: Notice of Transfer Allocations (NTA)* issued	22,756,313.06	19,550,559.71	77,283,852.52
Total Disbursements Authorities Available	310,345,808.36	115,574,377.97	648,759,138.63
Less: Lapsed NCA	61,661,169.37	-	61,661,169.37
Disbursements	248,480,199.24	100,522,893.99	572,046,485.28
Balance of Disbursements Authorities as of to date	204,439.75	15,051,483.98	15,051,483.98

(0.00)





MONTHLY REPORT OF DISBURSEMENT
For the month of April 2016

FAR No. 4
ALL FUNDS
CENTRAL OFFICE

Department : DEPARTMENT OF FINANCE
Agency : BUREAU OF THE TREASURY
Operating Unit : CENTRAL OFFICE
Organization Code (UACS) : 11-005-00-00000
Funding Source Code (as clustered): ALL FUNDS

PARTICULARS	TRUST LIABILITIES				GRAND TOTAL					Remarks
	PS	MOOE	CO	TOTAL	PS	MOOE	Fin. Exp	CO	TOTAL	
1	19	20	21	22=(19+20+21)	23	24	25	26	27=(23+24+25+26)	28
April										
Notice of Cash Allocation (NCA)										PS includes:
MDS Checks Issued	-	-	-	-	2,844,150.92	5,891,255.40	-	-	8,735,406.32	TL & RG Payment in April 2016
Advice to Debit Account	-	-	-	-	8,190,464.88	7,219,661.11	56,798,478.10	10,284,865.65	82,493,469.74	2,961,525.66
Working Fund (NCA issued to BTr)	-	-	-	-	-	-	-	-	-	
Tax Remittance Advices Issued (TRA)	-	-	-	-	2,264,388.65	599,145.48	5,617,431.90	813,051.90	9,294,017.93	
Cash Disbursement Ceiling (CDC)	-	-	-	-	-	-	-	-	-	
Non-Cash Availment Authority (NCAA)	-	-	-	-	-	-	-	-	-	
Others (CDT, BTr Docs Stamp, etc.)	-	-	-	-	-	-	-	-	-	
Total	-	-	-	-	13,299,004.45	13,710,061.99	62,415,910.00	11,097,917.55	100,522,893.99	
May										
Notice of Cash Allocation (NCA)					-	-	-	-	-	PS includes:
MDS Checks Issued	-	-	-	-	-	-	-	-	-	TL & RG Payment in May 2016
Advice to Debit Account	-	-	-	-	-	-	-	-	-	
Tax Remittance Advices Issued (TRA)	-	-	-	-	-	-	-	-	-	
Cash Disbursement Ceiling (CDC)	-	-	-	-	-	-	-	-	-	
Non-Cash Availment Authority (NCAA)	-	-	-	-	-	-	-	-	-	
Others (CDT, BTr Docs Stamp, etc.)	-	-	-	-	-	-	-	-	-	
Total	-	-	-	-	-	-	-	-	-	
June										
Notice of Cash Allocation (NCA)					-	-	-	-	-	PS includes:
MDS Checks Issued	-	-	-	-	-	-	-	-	-	TL & RG Payment in June 2016
Advice to Debit Account	-	-	-	-	-	-	-	-	-	
Tax Remittance Advices Issued (TRA)	-	-	-	-	-	-	-	-	-	
Cash Disbursement Ceiling (CDC)	-	-	-	-	-	-	-	-	-	
Non-Cash Availment Authority (NCAA)	-	-	-	-	-	-	-	-	-	
Others (CDT, BTr Docs Stamp, etc.)	-	-	-	-	-	-	-	-	-	
Total	-	-	-	-	-	-	-	-	-	
2nd Quarter										
Notice of Cash Allocation (NCA)					-	-	-	-	-	
MDS Checks Issued	-	-	-	-	2,844,150.92	5,891,255.40	-	-	8,735,406.32	
Advice to Debit Account	-	-	-	-	8,190,464.88	7,219,661.11	56,798,478.10	10,284,865.65	82,493,469.74	
Tax Remittance Advices Issued (TRA)	-	-	-	-	2,264,388.65	590,707.98	5,617,431.90	813,051.90	9,285,580.43	
Cash Disbursement Ceiling (CDC)	-	-	-	-	-	-	-	-	-	
Non-Cash Availment Authority (NCAA)	-	-	-	-	-	-	-	-	-	
Others (CDT, BTr Docs Stamp, etc.)	-	-	-	-	-	-	-	-	-	
GRAND TOTAL	-	-	-	-	13,299,004.45	13,701,624.49	62,415,910.00	11,097,917.55	100,514,456.49	

Certified Correct:

CAROL D. JORGE
Agency Chief Accountant

Recommending Approval:

AVELINA H. ZUMARRAGA
OIC, Accounting Service

Approved by:

ATTY. GISELA F. LOOD
Deputy Treasurer of the Philippines
OIC, Office of the Treasurer of the Philippines

COMMISSION ON AUDIT
BUREAU OF THE TREASURY
RECEIVED
Aiza Gabrielle A. Cayanan
State Auditing Examiner II
Commission on Audit
DATE: 11 MAY 2016 TIME: 3:40pm



MONTHLY REPORT OF DISBURSEMENT
For the month of April 2016

Department : DEPARTMENT OF FINANCE
Agency : BUREAU OF THE TREASURY
Operating Unit : CENTRAL OFFICE
Organization Code (UACS) : 11-005-00-00000
Funding Source Code (as clustered) : 04 (SPECIAL ACCOUNT - FOREIGN ASSISTED/GRANTS)

PARTICULARS	CURRENT YEAR BUDGET					PRIOR YEAR'S BUDGET										SUB-TOTAL	TRUST LIABILITIES				GRAND TOTAL					Remarks
	PS	MOOE	Fin. Exp	CO	TOTAL	PRIOR YEAR'S ACCOUNTS PAYABLE					CURRENT YEAR'S ACCOUNTS PAYABLE (Charge Against Cont. Approp CY 2015)				TOTAL		PS	MOOE	CO	TOTAL	PS	MOOE	Fin. Exp	CO	TOTAL	
						PS	MOOE	Fin. Exp	CO		Sub-Total	PS	MOOE	CO												
1	2	3	4	5	6=(2+3+4+5)	7	8	9	10	11=(7+8+9+10)	12	13	15	16=(12+13+14+15)	17=(11+16)	18=(6+17)	19	20	21	22=(19+20+21)	23	24	25	26	27=(23+24+25+26)	28
April																										
Notice of Cash Allocation (NCA)					-					-				-	-	-				-	-	-	-	-	-	-
MDS Checks Issued		252,562.50			252,562.50					-				-	-	252,562.50				-	-	252,562.50	-	-	-	252,562.50
Advice to Debit Account					-					-				-	-	-				-	-	-	-	-	-	-
Working Fund (NCA issued to BTr)					-					-				-	-	-				-	-	-	-	-	-	-
Tax Remittance Advices Issued (TRA)		8,437.50			8,437.50					-				-	-	8,437.50				-	-	8,437.50	-	-	-	8,437.50
Cash Disbursement Ceiling (CDC)					-					-				-	-	-				-	-	-	-	-	-	-
Non-Cash Availment Authority (NCAA)					-					-				-	-	-				-	-	-	-	-	-	-
Others (CDT, BTr Docs Stamp, etc.)					-					-				-	-	-				-	-	-	-	-	-	-
Total	-	261,000.00	-	-	261,000.00	-	-	-	-	-	-	-	-	-	-	261,000.00	-	-	-	-	-	261,000.00	-	-	-	261,000.00
May																										
Notice of Cash Allocation (NCA)					-					-				-	-	-				-	-	-	-	-	-	-
MDS Checks Issued					-					-				-	-	-				-	-	-	-	-	-	-
Advice to Debit Account					-					-				-	-	-				-	-	-	-	-	-	-
Tax Remittance Advices Issued (TRA)					-					-				-	-	-				-	-	-	-	-	-	-
Cash Disbursement Ceiling (CDC)					-					-				-	-	-				-	-	-	-	-	-	-
Non-Cash Availment Authority (NCAA)					-					-				-	-	-				-	-	-	-	-	-	-
Others (CDT, BTr Docs Stamp, etc.)					-					-				-	-	-				-	-	-	-	-	-	-
Total	-	-	-	-	-	-	-	-	-	-	-	-	-	-	-	-	-	-	-	-	-	-	-	-	-	-
June																										
Notice of Cash Allocation (NCA)					-					-				-	-	-				-	-	-	-	-	-	-
MDS Checks Issued					-					-				-	-	-				-	-	-	-	-	-	-
Advice to Debit Account					-					-				-	-	-				-	-	-	-	-	-	-
Tax Remittance Advices Issued (TRA)					-					-				-	-	-				-	-	-	-	-	-	-
Cash Disbursement Ceiling (CDC)					-					-				-	-	-				-	-	-	-	-	-	-
Non-Cash Availment Authority (NCAA)					-					-				-	-	-				-	-	-	-	-	-	-
Others (CDT, BTr Docs Stamp, etc.)					-					-				-	-	-				-	-	-	-	-	-	-
Total	-	-	-	-	-	-	-	-	-	-	-	-	-	-	-	-	-	-	-	-	-	-	-	-	-	-
2nd Quarter																										
Notice of Cash Allocation (NCA)					-					-				-	-	-				-	-	-	-	-	-	-
MDS Checks Issued	-	252,562.50	-	-	252,562.50	-	-	-	-	-	-	-	-	-	-	252,562.50				-	-	252,562.50	-	-	-	252,562.50
Advice to Debit Account	-	-	-	-	-	-	-	-	-	-	-	-	-	-	-	-				-	-	-	-	-	-	-
Tax Remittance Advices Issued (TRA)	-	-	-	-	-	-	-	-	-	-	-	-	-	-	-	-				-	-	-	-	-	-	-
Cash Disbursement Ceiling (CDC)					-					-				-	-	-				-	-	-	-	-	-	-
Non-Cash Availment Authority (NCAA)					-					-				-	-	-				-	-	-	-	-	-	-
Others (CDT, BTr Docs Stamp, etc.)					-					-				-	-	-				-	-	-	-	-	-	-
GRAND TOTAL	-	252,562.50	-	-	252,562.50	-	-	-	-	-	-	-	-	-	-	252,562.50	-	-	-	-	-	252,562.50	-	-	-	252,562.50

SUMMARY:

	Previous Report (March)	This month (April)	As of Date
Total Disbursement Authorities Received			
Unutilized NCA of previous month		4,715,389.00	4,715,389.00
NCA			
Working Fund			
TRA		8,437.50	8,437.50
CDC			
NCAA			
Others (CDT, BTr Docs Stamp, etc.)			
Less: Notice of Transfer Allocations (NTA)' issued			
Total Disbursements Authorities Available	-	4,723,826.50	4,723,826.50
Less: Lapsed NCA			
Disbursements		261,000.00	261,000.00
Balance of Disbursements Authorities as of date	-	4,462,826.50	4,462,826.50

Certified Correct:

CAROL D. JORGE
Agency Chief Accountant
Date: _____


Recommending Approval:

AVELINA H. ZUMARRAGA
OIC, Accounting Service
Date: _____

Approved By:

ATTY. GISEL A. F. LOOD
Deputy Treasurer of the Philippines
OIC, Office of the Treasurer of the Philippines
Date: _____

Previous Report (March)	This month (April)	As of Date
-	261,000.00	261,000.00
-	(261,000.00)	(261,000.00)





MONTHLY REPORT OF DISBURSEMENTS
For the month of April 2016

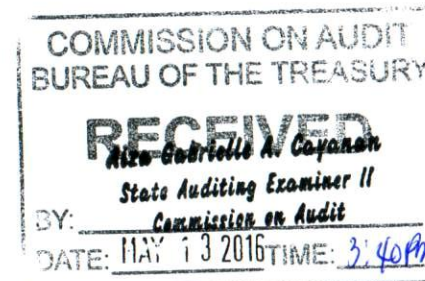
Department : DEPARTMENT OF FINANCE
Agency : BUREAU OF THE TREASURY
Operating Unit : Central Office
Organization Code (UACS) : 11-005-00-00000
Funding Source Code (as clustered): 01 (Regular Agency Fund)
(e.g. Old Fund Code: 101, 102, 151)

PARTICULARS	CURRENT YEAR BUDGET					PRIOR YEAR'S BUDGET											SUB-TOTAL
	PS	MOOE	Fin. Exp	CO	TOTAL	PRIOR YEAR'S ACCOUNTS PAYABLE					CURRENT YEAR'S ACCOUNTS PAYABLE (Charge Against Cont. Approp CY 2015)					TOTAL	
						PS	MOOE	Fin. Exp	CO	Sub-Total	PS	MOOE	Fin. Exp	CO	Sub-Total		
1	2	3	4	5	6= (2+3+4+5)	7	8	9	10	11= (7+ 8+9+10)	12	13	14	15	16= (12+ 13+14+15)	17=(11+16)	18=(6+17)
April																	
Notice of Cash Allocation (NCA)					-												-
MDS Checks Issued	2,825,028.49	4,088,718.20			6,913,746.69	19,122.43	43,509.36			62,631.79		1,506,465.34			1,506,465.34	1,569,097.13	8,482,843.82
Advice to Debit Account	8,174,961.70	1,513,198.91	12,982,578.70		22,670,739.31	15,503.18	4,055,224.19		10,284,865.65	14,355,593.02		1,651,238.01	43,815,899.40		45,467,137.41	59,822,730.43	82,493,469.74
Working Fund (NCA issued to BTr)					-												-
Tax Remittance Advices Issued (TRA)	2,258,620.98	166,437.43	1,283,991.30		3,709,049.71	5,767.67	291,740.33		813,051.90	1,110,559.90		132,530.22	4,333,440.60		4,465,970.82	5,576,530.72	9,285,580.43
Cash Disbursement Ceiling (CDC)					-												-
Non-Cash Availment Authority (NCAA)					-												-
Others (CDT, BTr Docs Stamp, etc.)					-												-
Total	13,258,611.17	5,768,354.54	14,266,570.00	-	33,293,535.71	40,393.28	4,390,473.88	-	11,097,917.55	15,528,784.71	-	3,290,233.57	48,149,340.00	-	51,439,573.57	66,968,358.28	100,261,893.99
May																	
Notice of Cash Allocation (NCA)					-												-
MDS Checks Issued					-					-					-		-
Advice to Debit Account					-					-					-		-
Tax Remittance Advices Issued (TRA)					-					-					-		-
Cash Disbursement Ceiling (CDC)					-					-					-		-
Non-Cash Availment Authority (NCAA)					-					-					-		-
Others (CDT, BTr Docs Stamp, etc.)					-					-					-		-
Total	-	-	-	-	-	-	-	-	-	-	-	-	-	-	-	-	-
June																	
Notice of Cash Allocation (NCA)					-												-
MDS Checks Issued					-					-					-		-
Advice to Debit Account					-					-					-		-
Tax Remittance Advices Issued (TRA)					-					-					-		-
Cash Disbursement Ceiling (CDC)					-					-					-		-
Non-Cash Availment Authority (NCAA)					-					-					-		-
Others (CDT, BTr Docs Stamp, etc.)					-					-					-		-
Total	-	-	-	-	-	-	-	-	-	-	-	-	-	-	-	-	-
2nd Quarter																	
Notice of Cash Allocation (NCA)					-												-
MDS Checks Issued	2,825,028.49	4,088,718.20			6,913,746.69	19,122.43	43,509.36			62,631.79		1,506,465.34			1,506,465.34	1,569,097.13	8,482,843.82
Advice to Debit Account	8,174,961.70	1,513,198.91	12,982,578.70		22,670,739.31	15,503.18	4,055,224.19		10,284,865.65	14,355,593.02		1,651,238.01	43,815,899.40		45,467,137.41	59,822,730.43	82,493,469.74
Tax Remittance Advices Issued (TRA)	2,258,620.98	166,437.43	1,283,991.30		3,709,049.71	5,767.67	291,740.33		813,051.90	1,110,559.90		132,530.22	4,333,440.60		4,465,970.82	5,576,530.72	9,285,580.43
Cash Disbursement Ceiling (CDC)					-					-					-		-
Non-Cash Availment Authority (NCAA)					-					-					-		-
Others (CDT, BTr Docs Stamp, etc.)					-					-					-		-
GRAND TOTAL	13,258,611.17	5,768,354.54	14,266,570.00	-	33,293,535.71	40,393.28	4,390,473.88	-	11,097,917.55	15,528,784.71	-	3,290,233.57	48,149,340.00	-	51,439,573.57	66,968,358.28	100,261,893.99

SUMMARY:

	Previous Report March	This month (April)	As of Date
Total Disbursement Authorities Received			
Unutilized NCA of previous month	15,072,032.15	204,439.75	
NCA	309,668,919.00	120,911,091.00	691,236,823.00
Working Fund			
TRA	8,361,170.27	9,285,580.43	30,082,341.65
CDC			
NCAA			
Others (CDT, BTr Docs Stamp, etc.)			
Less: Notice of Transfer Allocations (NTA) issued	22,756,313.06	19,550,559.71	77,283,852.52
Total Disbursements Authorities Available	310,345,808.36	110,850,551.47	644,035,312.13
Less: Lapsed NCA	61,661,169.37		61,661,169.37
Disbursements	248,480,199.24	100,261,893.99	571,785,485.28
Balance of Disbursements Authorities as of date	204,439.75	10,588,657.48	10,588,657.48

(0.00)





MONTHLY REPORT OF DISBURSEMENTS
For the month of April 2016


Department : DEPARTMENT OF FINANCE
Agency : BUREAU OF THE TREASURY
Operating Unit : Central Office
Organization Code (UACS) : 11-005-00-00000
Funding Source Code (as clustered) : 01 (Regular Agency Fund)
(e.g. Old Fund Code: 101,102, 151)

PARTICULARS	TRUST LIABILITIES				GRAND TOTAL					Remarks
	PS	MOOE	CO	TOTAL	PS	MOOE	Fin. Exp	CO	TOTAL	
1	19	20	21	22=(19+20+21)	23	24	25	26	27=(23+24+25+26)	28
April										PS includes: TL & RG Payment in April 2016: 2,961,525.66
Notice of Cash Allocation (NCA)										
MDS Checks Issued				-	2,844,150.92	5,638,692.90			8,482,843.82	
Advice to Debit Account				-	8,190,464.88	7,219,661.11	56,798,478.10	10,284,865.65	82,493,469.74	
Working Fund (NCA issued to BTr)				-						
Tax Remittance Advices Issued (TRA)				-	2,264,388.65	590,707.98	5,617,431.90	813,051.90	9,285,580.43	
Cash Disbursement Ceiling (CDC)				-						
Non-Cash Availment Authority (NCAA)				-						
Others (CDT, BTr Docs Stamp, etc.)				-						
Total				-	13,299,004.45	13,449,061.99	62,415,910.00	11,097,917.55	100,261,893.99	
May										PS includes: TL & RG Payment in May 2016:
Notice of Cash Allocation (NCA)				-						
MDS Checks Issued				-						
Advice to Debit Account				-						
Tax Remittance Advices Issued (TRA)				-						
Cash Disbursement Ceiling (CDC)				-						
Non-Cash Availment Authority (NCAA)				-						
Others (CDT, BTr Docs Stamp, etc.)				-						
Total				-						
June										PS includes: TL & RG Payment in June 2016:
Notice of Cash Allocation (NCA)				-						
MDS Checks Issued				-						
Advice to Debit Account				-						
Tax Remittance Advices Issued (TRA)				-						
Cash Disbursement Ceiling (CDC)				-						
Non-Cash Availment Authority (NCAA)				-						
Others (CDT, BTr Docs Stamp, etc.)				-						
Total				-						
2nd Quarter										
Notice of Cash Allocation (NCA)				-						
MDS Checks Issued				-	2,844,150.92	5,638,692.90			8,482,843.82	
Advice to Debit Account				-	8,190,464.88	7,219,661.11	56,798,478.10	10,284,865.65	82,493,469.74	
Tax Remittance Advices Issued (TRA)				-	2,264,388.65	590,707.98	5,617,431.90	813,051.90	9,285,580.43	
Cash Disbursement Ceiling (CDC)				-						
Non-Cash Availment Authority (NCAA)				-						
Others (CDT, BTr Docs Stamp, etc.)				-						
GRAND TOTAL				-	13,299,004.45	13,449,061.99	62,415,910.00	11,097,917.55	100,261,893.99	

Certified Correct:
Carol D. Jorge
CAROL D. JORGE
Agency Chief Accountant

Recommending Approval:
93
AVELINA H. ZUMARRAGA
OIC, Accounting Service

Approved by:
[Signature]
ATTY. GISELA F. LOOD
Deputy Treasurer of the Philippines
OIC, Office of the Treasurer of the Philippines





MONTHLY REPORT OF DISBURSEMENTS
For the month of April 2016

FAR No. 4
01 (REGULAR AGENCY FUND)
REGIONAL OFFICES

Department : DEPARTMENT OF FINANCE
Agency : BUREAU OF THE TREASURY
Operating Unit : REGIONAL OFFICES
Organization Code (UACS) : 11-005-00-00000
Funding Source Code (as clustered): 01 (Regular Agency Fund)
(e.g. Old Fund Code: 101,102, 151)

PARTICULARS	CURRENT YEAR BUDGET					PRIOR YEAR'S BUDGET											SUB-TOTAL	TRUST LIABILITIES				GRAND TOTAL					Remarks
	PS	MOOE	Fin. Exp	CO	TOTAL	PRIOR YEAR'S ACCOUNTS PAYABLE					CURRENT YEAR'S ACCOUNTS PAYABLE (Charge Against Cont. Approp CY 2015)					TOTAL		PS	MOOE	CO	TOTAL	PS	MOOE	Fin. Exp	CO	TOTAL	
						PS	MOOE	Fin. Exp	CO	Sub-Total	PS	MOOE	Fin. Exp	CO	Sub-Total												
1	2	3	4	5	6=(2+3+4+5)	7	8	9	10	11=(7+8+9+10)	12	13	14	15	16=(12+13+14+15)	17=(11+16)	18=(6+17)	19	20	21	22=(19+20+21)	23	24	25	26	27=(23+24+25+26)	28
April																											
Notice of Cash Allocation (NCA)																											
MDS Checks Issued	3,493,764.89	1,358,589.54	-	-	4,852,354.43	-	-	-	-	-	-	52,634.41	-	-	52,634.41	52,634.41	4,904,988.84	-	-	-	-	3,493,764.89	1,411,223.95	-	-	4,904,988.84	
Advice to Debit Account	10,621,033.50	2,171,021.28	-	-	12,792,054.78	-	-	-	-	-	-	85,230.38	-	-	85,230.38	85,230.38	12,877,285.16	-	-	-	-	10,621,033.50	2,256,251.66	-	-	12,877,285.16	
Working Fund (NCA issued to BTr)																											
Tax Remittance Advices Issued (TRA)	2,298,575.41	152,997.71	-	-	2,451,573.12	-	-	-	-	-	-	3,758.38	-	-	3,758.38	3,758.38	2,455,331.50	-	-	-	-	2,298,575.41	156,756.09	-	-	2,455,331.50	
Cash Disbursement Ceiling (CDC)																											
Non-Cash Availment Authority (NCAA)																											
Others (CDT, BTr Docs Stamp, etc.)																											
Total	16,413,373.80	3,682,608.53	-	-	20,095,982.33	-	-	-	-	-	-	141,623.17	-	-	141,623.17	141,623.17	20,237,605.50	-	-	-	-	16,413,373.80	3,824,231.70	-	-	20,237,605.50	
May																											
Notice of Cash Allocation (NCA)																											
MDS Checks Issued	-	-	-	-	-	-	-	-	-	-	-	-	-	-	-	-	-	-	-	-	-	-	-	-	-	-	
Advice to Debit Account	-	-	-	-	-	-	-	-	-	-	-	-	-	-	-	-	-	-	-	-	-	-	-	-	-	-	
Tax Remittance Advices Issued (TRA)	-	-	-	-	-	-	-	-	-	-	-	-	-	-	-	-	-	-	-	-	-	-	-	-	-	-	
Cash Disbursement Ceiling (CDC)	-	-	-	-	-	-	-	-	-	-	-	-	-	-	-	-	-	-	-	-	-	-	-	-	-	-	
Non-Cash Availment Authority (NCAA)	-	-	-	-	-	-	-	-	-	-	-	-	-	-	-	-	-	-	-	-	-	-	-	-	-	-	
Others (CDT, BTr Docs Stamp, etc.)	-	-	-	-	-	-	-	-	-	-	-	-	-	-	-	-	-	-	-	-	-	-	-	-	-	-	
Total	-	-	-	-	-	-	-	-	-	-	-	-	-	-	-	-	-	-	-	-	-	-	-	-	-	-	
June																											
Notice of Cash Allocation (NCA)																											
MDS Checks Issued	-	-	-	-	-	-	-	-	-	-	-	-	-	-	-	-	-	-	-	-	-	-	-	-	-	-	
Advice to Debit Account	-	-	-	-	-	-	-	-	-	-	-	-	-	-	-	-	-	-	-	-	-	-	-	-	-	-	
Tax Remittance Advices Issued (TRA)	-	-	-	-	-	-	-	-	-	-	-	-	-	-	-	-	-	-	-	-	-	-	-	-	-	-	
Cash Disbursement Ceiling (CDC)	-	-	-	-	-	-	-	-	-	-	-	-	-	-	-	-	-	-	-	-	-	-	-	-	-	-	
Non-Cash Availment Authority (NCAA)	-	-	-	-	-	-	-	-	-	-	-	-	-	-	-	-	-	-	-	-	-	-	-	-	-	-	
Others (CDT, BTr Docs Stamp, etc.)	-	-	-	-	-	-	-	-	-	-	-	-	-	-	-	-	-	-	-	-	-	-	-	-	-	-	
Total	-	-	-	-	-	-	-	-	-	-	-	-	-	-	-	-	-	-	-	-	-	-	-	-	-	-	
2nd Quarter																											
Notice of Cash Allocation (NCA)																											
MDS Checks Issued	3,493,764.89	1,358,589.54	-	-	4,852,354.43	-	-	-	-	-	-	52,634.41	-	-	52,634.41	52,634.41	4,904,988.84	-	-	-	-	3,493,764.89	1,411,223.95	-	-	4,904,988.84	
Advice to Debit Account	10,621,033.50	2,171,021.28	-	-	12,792,054.78	-	-	-	-	-	-	85,230.38	-	-	85,230.38	85,230.38	12,877,285.16	-	-	-	-	10,621,033.50	2,256,251.66	-	-	12,877,285.16	
Tax Remittance Advices Issued (TRA)	2,298,575.41	152,997.71	-	-	2,451,573.12	-	-	-	-	-	-	3,758.38	-	-	3,758.38	3,758.38	2,455,331.50	-	-	-	-	2,298,575.41	156,756.09	-	-	2,455,331.50	
Cash Disbursement Ceiling (CDC)																											
Non-Cash Availment Authority (NCAA)																											
Others (CDT, BTr Docs Stamp, etc.)																											
Total	16,413,373.80	3,682,608.53	-	-	20,095,982.33	-	-	-	-	-	-	141,623.17	-	-	141,623.17	141,623.17	20,237,605.50	-	-	-	-	16,413,373.80	3,824,231.70	-	-	20,237,605.50	
GRAND TOTAL	16,413,373.80	3,682,608.53	-	-	20,095,982.33	-	-	-	-	-	-	141,623.17	-	-	141,623.17	141,623.17	20,237,605.50	-	-	-	-	16,413,373.80	3,824,231.70	-	-	20,237,605.50	

SUMMARY:

	Previous Report March	This month (April)	As of Date
Total Disbursement Authorities Received			
Unutilized NTA of previous month	2,403,485.35	-	
NTA	22,756,313.06	19,550,559.71	77,283,852.52
Working Fund			
TRA	2,576,960.87	2,455,331.50	8,957,479.22
CDC	-	-	-
NCAA	-	-	-
Others (CDT, BTr Docs Stamp, etc.)	-	-	-
Less: Notice of Transfer Allocations (NTA)* issued	-	-	-
Total Disbursements Authorities Available	27,736,759.28	22,005,891.21	86,241,331.74
Less: Lapsed NCA	1,347,768.02	-	1,347,768.02
Disbursements*	26,388,991.26	20,237,605.50	83,125,278.01
Balance of Disbursements Authorities as of to date	-	1,768,285.71	1,768,285.71

Consolidated by:

JHANINE SALVADOR
TOO II

Date: 5-12


Noted by:

CAROL D. JORGE
Agency Chief Accountant

Date:

AVELINA H. ZUMARRAGA
OIC, Accounting Service

Date:



ATTY. GISELA F. LOOD
Deputy Treasurer of the Philippines
OIC, Office of the Treasurer of the Philippines

Date:



NOTICE OF CASH ALLOCATION RECEIVED
as of April 30, 2016

Department: **DEPARTMENT OF FINANCE**
Agency: **BUREAU OF THE TREASURY**
Operating Unit: **CENTRAL OFFICE**
Organization Code: **11-005-00-00000**

MDS Account No: 2001-90003-1

Date	NCA NO.	UACS CODE	AMOUNT		TOTAL	Applicable Month/Remarks	
			REGULAR	RLIP			
01/05/16	NCA-BMB-A-16-0000486	01101101/01104102	167,620,000.00	2,742,000.00	170,362,000.00	JANUARY 2016	
		01101101/01104102	86,971,000.00	2,742,000.00	89,713,000.00	FEBRUARY 2016	
		01101101/01104102	299,503,000.00	2,742,000.00	302,245,000.00	MARCH 2016	
		01101101/01104102	113,475,000.00	2,741,000.00	116,216,000.00	APRIL 2016	
		01101101/01104102	111,844,000.00	2,742,000.00	114,586,000.00	MAY 2016	
		01101101/01104102	125,071,000.00	2,742,000.00	127,813,000.00	JUNE 2016	
	NCA-BMB-A-16-0003562	01101406/01104102	5,141,000.00	668,000.00	5,809,000.00	MARCH 2016	
		01101406/01104102	1,715,000.00	223,000.00	1,938,000.00	APRIL 2016	
		01101406/01104102	1,714,000.00	223,000.00	1,937,000.00	MAY 2016	
		01101406/01104102	1,712,000.00	222,000.00	1,934,000.00	JUNE 2016	
		Sub-Total		914,766,000.00	17,787,000.00	932,553,000.00	

MDS Account No: 2001-90258-2 (KFW - IDF)

Date		NCA NO.	AMOUNT	Applicable Month/Remarks
03/23/16	NCA-BMB-A-16-0004939	04104161	4,715,389.00	APRIL 2016
			3,382,184.00	MAY 2016
			3,408,164.00	JUNE 2016
Sub-Total			11,505,737.00	

MDS Account No: 2001-90234-3 (TRUST)

Sub-Total -

MDS Account No: 2001-90210-6 (TL&RG)

Date	NCA NO.	UACS CODE	AMOUNT
01/08/16	NCA-BMB-A-16-0000830	01101101	409,053.00
02/02/16	NCA-BMB-A-16-0001963	01101407	172,760.00
03/01/16	NCA-BMB-A-16-0003001	01101407	152,647.00
03/08/16	NCA-BMB-A-16-0003855	01101407	1,322,333.00
03/30/16	NCA-BMB-A-16-0004890	01101101	139,939.00
04/04/16	NCA-BMB-A-16-0005299	01101407	315,661.00
04/04/16	NCA-BMB-A-16-0005300	01101101	399,744.00
04/05/16	NCA-BMB-A-16-0005446	01101101	1,864,223.00
04/22/16	NCA-BMB-A-16-0006556	01101407	177,463.00
Sub-Total			4,953,823.00

GRANDTOTAL 949,012,560.00


Purpose


TL of Ms. Teresita C. Reyes
TL of Mr. Glenn M. Romero
TL of Mr. Miguel Albano
TL of Ms. Elizabeth Pasa & Mr. rolando Saavedra
TL of Ms. Celia Ong Carbonell
TL of Ms. Esterlina Garcia & Ms. Emeteria Adalia
TL of Ms. Aurora Tan
TL of Mr. Condino & Ms. Tumaneng
TL of Ms. Leuvina Amboy

Certified Correct:


CAROL D. JORGE
Agency Chief Accountant

Approved by:


AVELINA H. ZUMARRAGA
OIC, Accounting Service






SUMMARY OF MONTHLY DISBURSEMENT PROGRAM FOR CY 2016

Funding the Republic

GAA	JANUARY	FEBRUARY	MARCH	APRIL	MAY	JUNE	TOTAL
Disbursement Program per BED 2 (net of TRA)	194,695,000.00	127,001,000.00	327,266,000.00	138,915,000.00	137,469,000.00	150,700,000.00	1,856,853,000.00
Estimated TRA	10,306,335.68	6,722,899.60	17,324,087.69	7,353,576.73	7,277,031.56	7,977,425.14	98,294,000.00
Disbursement Program for the Month (gross of TRA)	205,001,335.68	133,723,899.60	344,590,087.69	146,268,576.73	144,746,031.56	158,677,425.14	1,955,147,000.00
NCA of RG & TL	409,053.00	172,760.00	1,614,919.00	2,757,091.00			4,953,823.00
NCA of Salary differential			5,809,000.00	1,938,000.00	1,937,000.00	1,934,000.00	11,618,000.00
Total Program (including TL & RG)	205,410,388.68	133,896,659.60	352,014,006.69	150,963,667.73	146,683,031.56	160,611,425.14	1,971,718,823.00
Disbursement Program as of Date (GAA & TL/RG)	205,410,388.68	339,307,048.28	691,321,054.98	842,284,722.71	988,967,754.27	1,149,579,179.40	
SUPPLEMENTAL BUDGET - MOOE & CO							
Disbursement Program per BED 2 (net of TRA)							-
Estimated TRA			-	-	-	-	-
Disbursement Program for the Month (gross of TRA)			-	-	-	-	-
Disbursement Program as of Date (SUPPLEMENTAL-MOOE&CO)		-	-	-	-	-	-
SUPPLEMENTAL BUDGET - FINEX							
Disbursement Program per BED 2 (net of TRA)							-
Estimated TRA			-	-	-	-	-
Disbursement Program for the Month (gross of TRA)		-	-	-	-	-	-
Disbursement Program as of Date (SUPPLEMENTAL-FINEX)		-	-	-	-	-	-
GRAND TOTAL (RA)							
Disbursement Program per BED 2 (net of TRA)	194,695,000.00	127,001,000.00	327,266,000.00	138,915,000.00	137,469,000.00	150,700,000.00	
Estimated TRA	10,306,335.68	6,722,899.60	17,324,087.69	7,353,576.73	7,277,031.56	7,977,425.14	
Disbursement Program for the Month (gross of TRA)	205,410,388.68	133,896,659.60	352,014,006.69	150,963,667.73	146,683,031.56	160,611,425.14	
Disbursement Program as of Date	205,410,388.68	339,307,048.28	691,321,054.98	842,284,722.71	988,967,754.27	1,149,579,179.40	
GRANT-KFW IDF (TSA CAPACITY BUILDING)							
Disbursement Program per BED 2 (net of TRA)	-						-
Estimated TRA	-	-	-	-	-	-	-
Disbursement Program for the Month (gross of TRA)	-	-	-	-	-	-	-
Disbursement Program as of Date (KFW)	-	-	-	-	-	-	-
GRAND TOTAL (ALL FUNDS)							
Disbursement Program per BED 2 (net of TRA)	194,695,000.00	127,001,000.00	327,266,000.00	138,915,000.00	137,469,000.00	150,700,000.00	1,856,853,000.00
Estimated TRA	10,306,335.68	6,722,899.60	17,324,087.69	7,353,576.73	7,277,031.56	7,977,425.14	98,294,000.00
Disbursement Program for the Month (gross of TRA)	205,410,388.68	133,896,659.60	352,014,006.69	150,963,667.73	146,683,031.56	160,611,425.14	1,971,718,823.00
Disbursement Program as of Date	205,410,388.68	339,307,048.28	691,321,054.98	842,284,722.71	988,967,754.27	1,149,579,179.40	





Funding the Republic

SUMMARY OF NOTICE CASH ALLOCATION
as of April 30, 2016


MDS Account No: 2001-90003-1

GAA		UACS CODE	JANUARY	FEBRUARY	MARCH	APRIL	MAY	JUNE	TOTAL
NCA-BMB-A-16-0000486/January 5, 2016									
REGULAR		01101101	167,620,000.00	86,971,000.00	299,503,000.00	113,475,000.00	111,844,000.00	125,071,000.00	904,484,000.00
RLIP		01104102	2,742,000.00	2,742,000.00	2,742,000.00	2,741,000.00	2,742,000.00	2,742,000.00	16,451,000.00
Total (GAA)			170,362,000.00	89,713,000.00	302,245,000.00	116,216,000.00	114,586,000.00	127,813,000.00	920,935,000.00
Salary Differential									
NCA-BMB-A-16-0003562		01101406			5,809,000.00	1,938,000.00	1,937,000.00	1,934,000.00	11,618,000.00
PBB									
		01101406							-
SUPPLEMENTAL APPRO - MOOE & CO									
		01103101							-
SUPPLEMENTAL APPRO- FINEX									
		01103101							-
Total (SUPPLEMENTAL)			-	-	-	-	-	-	-
Sub-Total (MDS 2001-90003-1)			170,362,000.00	89,713,000.00	308,054,000.00	118,154,000.00	116,523,000.00	129,747,000.00	932,553,000.00
MDS Account No: 2001-90210-6									
RG & RL		01101407 / 01101101	409,053.00	172,760.00	1,614,919.00	2,757,091.00			4,953,823.00
MDS Account No: 2001-90258-2									
GRANT-KFW IDF (TSA CAPACITY BUILDING)		04104161				4,715,389.00	3,382,184.00	3,408,164.00	11,505,737.00
NCA-BMB-A-16-0004939									-
Sub-Total (KFW)			-	-	-	-	-	-	-
GRAND TOTAL			170,771,053.00	89,885,760.00	309,668,919.00	125,626,480.00	119,905,184.00	133,155,164.00	949,012,560.00

Certified Correct:


CAROL D. JORGE
Agency Chief Accountant

Approved by:


AVELINA H. ZUMARRAGA
OIC, Accounting Service

