



MONTHLY REPORT OF DISBURSEMENTS
For the month of May 2016

Department : DEPARTMENT OF FINANCE
Agency : BUREAU OF THE TREASURY
Operating Unit : CENTRAL OFFICE & REGIONAL OFFICES
Organization Code (UACS) : 11-005-00-00000
Funding Source Code (as clustered): ALL FUNDS
(e.g. Old Fund Code: 101,102, 151)

PARTICULARS	CURRENT YEAR BUDGET					PRIOR YEAR'S BUDGET											SUB-TOTAL
	PS	MOOE	Fin. Exp	CO	TOTAL	PRIOR YEAR'S ACCOUNTS PAYABLE					CURRENT YEAR'S ACCOUNTS PAYABLE (Charge Against Conf. Approp CY 2015)					TOTAL	
						PS	MOOE	Fin. Exp	CO	Sub-Total	PS	MOOE	Fin. Exp	CO	Sub-Total		
1	2	3	4	5	6= (2+ 3+4+5)	7	8	9	10	11= (7+ 8+9+10)	12	13	14	15	16= (12+ 13+14+15)	17=(11+16)	18=(6+17)
April																	
Notice of Cash Allocation (NCA)																	
MDS Checks Issued	6,318,793.38	5,699,870.24	-	-	12,018,663.62	19,122.43	43,509.36	-	-	62,631.79	-	1,559,099.75	-	-	1,559,099.75	1,621,731.54	13,640,395.16
Advice to Debit Account	18,794,152.54	3,684,220.19	12,982,578.70	-	35,460,951.43	15,503.18	4,055,224.19	-	10,284,865.65	14,355,593.02	-	1,736,468.39	43,815,899.40	-	45,552,367.79	59,907,960.81	95,368,912.24
Working Fund (NCA issued to BTr)	-	-	-	-	-	-	-	-	-	-	-	-	-	-	-	-	-
Tax Remittance Advices Issued (TRA)	4,556,196.63	327,872.64	1,283,991.30	-	6,168,060.57	5,767.67	291,740.33	-	813,051.90	1,110,559.90	-	136,288.60	4,333,440.60	-	4,469,729.20	5,580,289.10	11,748,349.67
Cash Disbursement Ceiling (CDC)	-	-	-	-	-	-	-	-	-	-	-	-	-	-	-	-	-
Non-Cash Availment Authority (NCAA)	-	-	-	-	-	-	-	-	-	-	-	-	-	-	-	-	-
Others (CDT, BTr Docs Stamp, etc.)	-	-	-	-	-	-	-	-	-	-	-	-	-	-	-	-	-
Total	29,669,142.55	9,711,963.07	14,266,570.00	-	53,647,675.62	40,393.28	4,390,473.88	-	11,097,917.55	15,528,784.71	-	3,431,856.74	48,149,340.00	-	51,581,196.74	67,109,981.45	120,757,657.07
May																	
Notice of Cash Allocation (NCA)																	
MDS Checks Issued	11,388,749.47	6,496,412.15	-	-	17,885,161.62	-	906,707.81	-	417,375.00	1,324,082.81	-	1,018,082.32	-	-	1,018,082.32	2,342,165.13	20,227,326.75
Advice to Debit Account	40,935,115.75	4,554,567.46	23,222,926.95	-	68,712,610.16	-	6,504,774.87	-	2,501,116.07	9,005,890.94	-	2,052,389.76	59,341.10	-	2,111,730.86	11,117,621.80	79,830,231.96
Tax Remittance Advices Issued (TRA)	4,175,356.20	315,247.29	2,296,955.70	-	6,787,559.19	-	574,717.87	-	164,250.00	738,967.87	-	108,030.19	5,868.90	-	113,899.09	852,866.96	7,640,426.15
Cash Disbursement Ceiling (CDC)	-	-	-	-	-	-	-	-	-	-	-	-	-	-	-	-	-
Non-Cash Availment Authority (NCAA)	-	-	-	-	-	-	-	-	-	-	-	-	-	-	-	-	-
Others (CDT, BTr Docs Stamp, etc.)	-	-	-	-	-	-	-	-	-	-	-	-	-	-	-	-	-
Total	56,499,221.42	11,366,226.90	25,519,882.65	-	93,385,330.97	-	7,986,200.55	-	3,082,741.07	11,068,941.62	-	3,178,502.27	65,210.00	-	3,243,712.27	14,312,653.89	107,697,984.86
June																	
Notice of Cash Allocation (NCA)																	
MDS Checks Issued	-	-	-	-	-	-	-	-	-	-	-	-	-	-	-	-	-
Advice to Debit Account	-	-	-	-	-	-	-	-	-	-	-	-	-	-	-	-	-
Tax Remittance Advices Issued (TRA)	-	-	-	-	-	-	-	-	-	-	-	-	-	-	-	-	-
Cash Disbursement Ceiling (CDC)	-	-	-	-	-	-	-	-	-	-	-	-	-	-	-	-	-
Non-Cash Availment Authority (NCAA)	-	-	-	-	-	-	-	-	-	-	-	-	-	-	-	-	-
Others (CDT, BTr Docs Stamp, etc.)	-	-	-	-	-	-	-	-	-	-	-	-	-	-	-	-	-
Total	-	-	-	-	-	-	-	-	-	-	-	-	-	-	-	-	-
2nd Quarter																	
Notice of Cash Allocation (NCA)																	
MDS Checks Issued	17,707,542.85	12,196,282.39	-	-	29,903,825.24	19,122.43	950,217.17	-	417,375.00	1,386,714.60	-	2,577,182.07	-	-	2,577,182.07	3,963,896.67	33,867,721.91
Advice to Debit Account	59,729,268.29	8,238,787.65	36,205,505.65	-	104,173,561.59	15,503.18	10,559,999.06	-	12,785,981.72	23,361,483.96	-	3,788,858.15	43,875,240.50	-	47,664,098.65	71,025,582.61	175,199,144.20
Tax Remittance Advices Issued (TRA)	8,731,552.83	643,119.93	3,580,947.00	-	12,955,619.76	5,767.67	866,458.20	-	977,301.90	1,849,527.77	-	244,318.79	4,339,309.50	-	4,583,628.29	6,433,156.06	19,388,775.82
Cash Disbursement Ceiling (CDC)	-	-	-	-	-	-	-	-	-	-	-	-	-	-	-	-	-
Non-Cash Availment Authority (NCAA)	-	-	-	-	-	-	-	-	-	-	-	-	-	-	-	-	-
Others (CDT, BTr Docs Stamp, etc.)	-	-	-	-	-	-	-	-	-	-	-	-	-	-	-	-	-
GRAND TOTAL	86,168,363.97	21,078,189.97	39,786,452.65	-	147,033,006.59	40,393.28	12,376,674.43	-	14,180,658.62	26,597,726.33	-	6,610,359.01	48,214,550.00	-	54,824,909.01	81,422,635.34	228,455,641.93

SUMMARY:

	Previous Report		As of Date
	April	This month (May)	
Total Disbursement Authorities Received			
Unutilized NCA of previous month	204,439.75	16,821,612.35	-
NCA	125,626,480.00	129,398,008.00	825,350,220.00
Working Fund	-	-	-
TRA	11,749,349.43	7,640,426.15	46,688,684.52
CDC	-	-	-
NCAA	-	-	-
Others (CDT, BTr Docs Stamp, etc.)	-	-	-
Less: Notice of Transfer Allocations (NTA)* issued	-	-	-
Total Disbursements Authorities Available	137,580,269.18	153,860,046.50	872,038,904.52
Less: Lapsed NCA	-	-	63,008,937.39
Disbursements	120,758,656.83	107,697,984.86	762,867,905.49
Balance of Disbursements Authorities as of to date	16,821,612.35	46,162,061.64	46,162,061.64





MONTHLY REPORT OF DISBURSEMENTS
For the month of May 2016

FAR No. 4
ALL FUNDS
CENTRAL OFFICE & REGIONAL OFFICES

Department : DEPARTMENT OF FINANCE
Agency : BUREAU OF THE TREASURY
Operating Unit : CENTRAL OFFICE & REGIONAL OFFICES
Organization Code (UACS) : 11-005-00-00000
Funding Source Code (as clustered): ALL FUNDS
(e.g. Old Fund Code: 101,102, 151)

PARTICULARS	TRUST LIABILITIES				GRAND TOTAL					Remarks
	PS	MOOE	CO	TOTAL	PS	MOOE	Fin. Exp	CO	TOTAL	
1	19	20	21	22=(19+20+21)	23	24	25	26	27=(23+24+25+26)	28
April										
Notice of Cash Allocation (NCA)	-	-	-	-	6,337,915.81	7,302,479.35	-	-	13,640,395.16	PS includes
MDS Checks Issued	-	-	-	-	18,809,655.72	9,475,912.77	56,798,478.10	10,284,865.65	95,368,912.24	TL & RG Payment in April 2016:
Advice to Debit Account	-	-	-	-	4,561,964.30	755,901.57	5,617,431.90	813,051.90	11,748,349.67	2,961,525.66
Working Fund (NCA issued to BTr)	-	-	-	-	-	-	-	-	-	
Tax Remittance Advices Issued (TRA)	-	-	-	-	-	-	-	-	-	
Cash Disbursement Ceiling (CDC)	-	-	-	-	-	-	-	-	-	
Non-Cash Availment Authority (NCAA)	-	-	-	-	-	-	-	-	-	
Others (CDT, BTr Docs Stamp, etc.)	-	-	-	-	-	-	-	-	-	
Total	-	-	-	-	29,709,535.83	17,534,293.69	62,415,910.00	11,097,917.55	120,757,657.07	
May										
Notice of Cash Allocation (NCA)	-	-	-	-	11,388,749.47	8,421,202.28	-	417,375.00	20,227,326.75	PS includes
MDS Checks Issued	-	-	-	-	40,935,115.75	13,111,732.09	23,282,268.05	2,501,116.07	79,830,231.96	TL & RG Payment in May 2016:
Advice to Debit Account	-	-	-	-	4,175,356.20	997,995.35	2,302,824.60	164,250.00	7,640,426.15	
Tax Remittance Advices Issued (TRA)	-	-	-	-	-	-	-	-	-	
Cash Disbursement Ceiling (CDC)	-	-	-	-	-	-	-	-	-	
Non-Cash Availment Authority (NCAA)	-	-	-	-	-	-	-	-	-	
Others (CDT, BTr Docs Stamp, etc.)	-	-	-	-	-	-	-	-	-	
Total	-	-	-	-	56,499,221.42	22,530,929.72	25,585,092.65	3,082,741.07	107,697,984.86	
June										
Notice of Cash Allocation (NCA)	-	-	-	-	-	-	-	-	-	PS includes
MDS Checks Issued	-	-	-	-	-	-	-	-	-	TL & RG Payment in June 2016:
Advice to Debit Account	-	-	-	-	-	-	-	-	-	
Tax Remittance Advices Issued (TRA)	-	-	-	-	-	-	-	-	-	
Cash Disbursement Ceiling (CDC)	-	-	-	-	-	-	-	-	-	
Non-Cash Availment Authority (NCAA)	-	-	-	-	-	-	-	-	-	
Others (CDT, BTr Docs Stamp, etc.)	-	-	-	-	-	-	-	-	-	
Total	-	-	-	-	-	-	-	-	-	
2nd Quarter										
Notice of Cash Allocation (NCA)	-	-	-	-	17,726,665.28	15,723,681.63	-	417,375.00	33,867,721.91	
MDS Checks Issued	-	-	-	-	59,744,771.47	22,587,644.86	80,080,746.15	12,785,981.72	175,199,144.20	
Advice to Debit Account	-	-	-	-	8,737,320.50	1,753,896.92	7,920,256.50	977,301.90	19,388,775.82	
Tax Remittance Advices Issued (TRA)	-	-	-	-	-	-	-	-	-	
Cash Disbursement Ceiling (CDC)	-	-	-	-	-	-	-	-	-	
Non-Cash Availment Authority (NCAA)	-	-	-	-	-	-	-	-	-	
Others (CDT, BTr Docs Stamp, etc.)	-	-	-	-	-	-	-	-	-	
GRAND TOTAL	-	-	-	-	86,208,757.25	40,065,223.41	88,001,002.65	14,180,658.62	228,455,641.93	

Total Disbursements Program (BED 2)**
Less: * Actual Disbursements
(Over)/Under spending

Previous Report (April)	This month (May)
150,963,667.73	156,175,855.56
120,758,656.83	107,697,984.86
30,205,010.90	48,477,870.71

As of Date
998,460,578.27
762,867,905.49
235,592,672.78

** includes NCAs for Terminal Leave Benefits & Retirement Gratuity

Certified Correct:

CAROL D. JORGE
Agency Chief Accountant
Date: _____

Approved by:

CHRISTINE L. SANCHEZ, CESO IV
Deputy Treasurer of the Philippines
Date: _____





MONTHLY REPORT OF DISBURSEMENTS
For the month of May 2016

Department : DEPARTMENT OF FINANCE
Agency : BUREAU OF THE TREASURY
Operating Unit : CENTRAL OFFICE & REGIONAL OFFICES
Organization Code (UACS) : 11-005-00-00000
Funding Source Code (as clustered): 01 (Regular Agency Fund)
(e.g. Old Fund Code: 101,102, 151)

PARTICULARS	CURRENT YEAR BUDGET					PRIOR YEAR'S BUDGET												SUB-TOTAL
	PS	MOOE	Fin. Exp	CO	TOTAL	PRIOR YEAR'S ACCOUNTS PAYABLE					CURRENT YEAR'S ACCOUNTS PAYABLE (Charge Against Cont. Approp CY 2015)					TOTAL		
						PS	MOOE	Fin. Exp	CO	Sub-Total	PS	MOOE	Fin. Exp	CO	Sub-Total			
1	2	3	4	5	6= (2+ 3+4+5)	7	8	9	10	11= (7+ 8+9+10)	12	13	14	15	16= (12+ 13+14+15)	17=(11+16)	18=(6+17)	
April																		
Notice of Cash Allocation (NCA) MDS Checks Issued	6,318,793.38	5,447,307.74	-	-	11,766,101.12	19,122.43	43,509.36	-	-	62,631.79	-	1,559,099.75	-	-	1,559,099.75	1,621,731.54	13,387,832.66	
Advice to Debit Account Working Fund (NCA issued to BTr)	18,794,152.54	3,684,220.19	12,982,578.70	-	35,460,951.43	15,503.18	4,055,224.19	-	10,284,865.65	14,355,593.02	-	1,736,468.39	43,815,899.40	-	45,552,367.79	59,907,960.81	95,368,912.24	
Tax Remittance Advices Issued (TRA)	4,556,196.63	319,435.14	1,283,991.30	-	6,159,623.07	5,767.67	291,740.33	-	813,051.90	1,110,559.90	-	136,288.60	4,333,440.60	-	4,469,729.20	5,580,289.10	11,739,912.17	
Cash Disbursement Ceiling (CDC)																		
Non-Cash Availment Authority (NCAA)																		
Others (CDT, BTr Docs Stamp, etc.)																		
Total	29,669,142.55	9,450,963.07	14,266,570.00	-	53,386,675.62	40,393.28	4,390,473.88	-	11,097,917.55	15,528,784.71	-	3,431,856.74	48,149,340.00	-	51,581,196.74	67,109,981.45	120,496,657.07	
May																		
Notice of Cash Allocation (NCA) MDS Checks Issued	11,388,749.47	5,584,109.09	-	-	16,972,858.56	-	906,707.81	-	417,375.00	1,324,082.81	-	1,018,082.32	-	-	1,018,082.32	2,342,165.13	19,315,023.69	
Advice to Debit Account	40,935,115.75	4,554,567.46	23,222,926.95	-	68,712,610.16	-	6,504,774.87	-	2,501,116.07	9,005,890.94	-	2,052,389.76	59,341.10	-	2,111,730.86	11,117,621.80	79,830,231.96	
Tax Remittance Advices Issued (TRA)	4,175,356.20	310,072.20	2,296,955.70	-	6,782,384.10	-	574,717.87	-	164,250.00	738,967.87	-	108,030.19	5,868.90	-	113,899.09	852,866.96	7,635,251.06	
Cash Disbursement Ceiling (CDC)																		
Non-Cash Availment Authority (NCAA)																		
Others (CDT, BTr Docs Stamp, etc.)																		
Total	56,499,221.42	10,448,748.75	25,519,882.65	-	92,467,852.82	-	7,986,200.55	-	3,082,741.07	11,068,941.62	-	3,178,502.27	65,210.00	-	3,243,712.27	14,312,653.89	106,780,506.71	
June																		
Notice of Cash Allocation (NCA) MDS Checks Issued	-	-	-	-	-	-	-	-	-	-	-	-	-	-	-	-	-	
Advice to Debit Account	-	-	-	-	-	-	-	-	-	-	-	-	-	-	-	-	-	
Tax Remittance Advices Issued (TRA)	-	-	-	-	-	-	-	-	-	-	-	-	-	-	-	-	-	
Cash Disbursement Ceiling (CDC)	-	-	-	-	-	-	-	-	-	-	-	-	-	-	-	-	-	
Non-Cash Availment Authority (NCAA)	-	-	-	-	-	-	-	-	-	-	-	-	-	-	-	-	-	
Others (CDT, BTr Docs Stamp, etc.)	-	-	-	-	-	-	-	-	-	-	-	-	-	-	-	-	-	
Total	-	-	-	-	-	-	-	-	-	-	-	-	-	-	-	-	-	
2nd Quarter																		
Notice of Cash Allocation (NCA) MDS Checks Issued	17,707,542.85	11,031,416.83	-	-	28,738,959.68	19,122.43	950,217.17	-	417,375.00	1,386,714.60	-	2,577,182.07	-	-	2,577,182.07	3,963,896.67	32,702,856.35	
Advice to Debit Account	59,729,268.29	8,238,787.65	36,205,505.65	-	104,173,561.59	15,503.18	10,559,999.06	-	12,785,981.72	23,361,483.96	-	3,788,858.15	43,875,240.50	-	47,664,098.65	71,025,582.61	175,199,144.20	
Tax Remittance Advices Issued (TRA)	8,731,552.83	629,507.34	3,580,947.00	-	12,942,007.17	5,767.67	866,458.20	-	977,301.90	1,849,527.77	-	244,318.79	4,339,309.50	-	4,583,628.29	6,433,156.06	19,375,163.23	
Cash Disbursement Ceiling (CDC)																		
Non-Cash Availment Authority (NCAA)																		
Others (CDT, BTr Docs Stamp, etc.)																		
GRAND TOTAL	86,168,363.97	19,899,711.82	39,786,452.65	-	145,854,528.44	40,393.28	12,376,674.43	-	14,180,658.62	26,597,726.33	-	6,610,359.01	48,214,550.00	-	54,824,909.01	81,422,635.34	227,277,163.78	

SUMMARY:

	Previous Report April	This month (May)	As of Date
Total Disbursement Authorities Received			
Unutilized NCA of previous month	204,439.75	12,358,785.85	-
NCA	120,911,091.00	126,015,824.00	817,252,647.00
Working Fund			-
TRA	11,739,912.17	7,635,251.06	46,675,071.93
CDC			-
NCAA			-
Others (CDT, BTr Docs Stamp, etc.)			-
Less: Notice of Transfer Allocations (NTA)* issued			-
Total Disbursements Authorities Available	132,855,442.92	146,009,860.91	863,927,718.93
Less: Lapsed NCA			63,008,937.39
Disbursements	120,496,657.07	106,780,506.71	761,689,427.34
Balance of Disbursements Authorities as of to date	12,358,785.85	39,229,354.20	39,229,354.20

0.00





MONTHLY REPORT OF DISBURSEMENTS
For the month of May 2016

FAR No. 4
01 (REGULAR AGENCY FUND)
CENTRAL OFFICE & REGIONAL OFFICES

Department : DEPARTMENT OF FINANCE
Agency : BUREAU OF THE TREASURY
Operating Unit : CENTRAL OFFICE & REGIONAL OFFICES
Organization Code (UACS) : 11-005-00-00000
Funding Source Code (as clustered): 01 (Regular Agency Fund)
(e.g. Old Fund Code: 101,102, 151)

PARTICULARS	TRUST LIABILITIES				GRAND TOTAL					Remarks
	PS	MOOE	CO	TOTAL	PS	MOOE	Fin. Exp	CO	TOTAL	
1	19	20	21	22=(19+20+21)	23	24	25	26	27=(23+24+25+26)	28
April										
Notice of Cash Allocation (NCA)	-	-	-	-	6,337,915.81	7,049,916.85	-	-	13,387,832.66	PS includes:
MDS Checks Issued	-	-	-	-	18,809,655.72	9,475,912.77	56,798,478.10	10,284,865.65	95,368,912.24	TL & RG Payment in April 2016:
Advice to Debit Account	-	-	-	-	-	-	-	-	-	2,961,525.66
Working Fund (NCA issued to BTr)	-	-	-	-	4,561,964.30	747,464.07	5,617,431.90	813,051.90	11,739,912.17	
Tax Remittance Advices Issued (TRA)	-	-	-	-	-	-	-	-	-	
Cash Disbursement Ceiling (CDC)	-	-	-	-	-	-	-	-	-	
Non-Cash Availment Authority (NCAA)	-	-	-	-	-	-	-	-	-	
Others (CDT, BTr Docs Stamp, etc.)	-	-	-	-	-	-	-	-	-	
Total	-	-	-	-	29,709,535.83	17,273,293.69	62,415,910.00	11,097,917.55	120,496,657.07	
May										
Notice of Cash Allocation (NCA)	-	-	-	-	11,388,749.47	7,508,899.22	-	417,375.00	19,315,023.69	PS includes:
MDS Checks Issued	-	-	-	-	40,935,115.75	13,111,732.09	23,282,268.05	2,501,116.07	79,830,231.96	TL & RG Payment in May 2016:
Advice to Debit Account	-	-	-	-	4,175,356.20	992,820.26	2,302,824.60	164,250.00	7,635,251.06	
Tax Remittance Advices Issued (TRA)	-	-	-	-	-	-	-	-	-	
Cash Disbursement Ceiling (CDC)	-	-	-	-	-	-	-	-	-	
Non-Cash Availment Authority (NCAA)	-	-	-	-	-	-	-	-	-	
Others (CDT, BTr Docs Stamp, etc.)	-	-	-	-	-	-	-	-	-	
Total	-	-	-	-	56,499,221.42	21,613,451.57	25,585,092.65	3,082,741.07	106,780,506.71	
June										
Notice of Cash Allocation (NCA)	-	-	-	-	-	-	-	-	-	PS includes:
MDS Checks Issued	-	-	-	-	-	-	-	-	-	TL & RG Payment in June 2016:
Advice to Debit Account	-	-	-	-	-	-	-	-	-	
Tax Remittance Advices Issued (TRA)	-	-	-	-	-	-	-	-	-	
Cash Disbursement Ceiling (CDC)	-	-	-	-	-	-	-	-	-	
Non-Cash Availment Authority (NCAA)	-	-	-	-	-	-	-	-	-	
Others (CDT, BTr Docs Stamp, etc.)	-	-	-	-	-	-	-	-	-	
Total	-	-	-	-	-	-	-	-	-	
2nd Quarter										
Notice of Cash Allocation (NCA)	-	-	-	-	17,726,665.28	14,558,816.07	-	417,375.00	32,702,856.35	
MDS Checks Issued	-	-	-	-	59,744,771.47	22,587,644.86	80,080,746.15	12,785,981.72	175,199,144.20	
Advice to Debit Account	-	-	-	-	8,737,320.50	1,740,284.33	7,920,256.50	977,301.90	19,375,163.23	
Tax Remittance Advices Issued (TRA)	-	-	-	-	-	-	-	-	-	
Cash Disbursement Ceiling (CDC)	-	-	-	-	-	-	-	-	-	
Non-Cash Availment Authority (NCAA)	-	-	-	-	-	-	-	-	-	
Others (CDT, BTr Docs Stamp, etc.)	-	-	-	-	-	-	-	-	-	
GRAND TOTAL	-	-	-	-	86,208,757.25	38,886,745.26	88,001,002.65	14,180,658.62	227,277,163.78	

Total Disbursements Program (BED 2)**
Less: * Actual Disbursements
(Over)/Under spending

** includes NCAs for Terminal Leave Benefits & Retirement Gratuity

Previous Report (April)

150,963,667.73
120,496,657.07
30,467,010.66

This month (May)

156,175,855.56
106,780,506.71
49,395,348.86

As of Date

998,460,578.27
761,689,427.34
236,771,150.93

Certified Correct:


CAROL D. JORGE
Agency Chief Accountant

Date:

Approved by:

CHRISTINE L. SANCHEZ, CESO IV
Deputy Treasurer of the Philippines

Date: _____





MONTHLY REPORT OF DISBURSEMENT
For the month of May 2016

FAR No. 4
ALL FUNDS
CENTRAL OFFICE

Department : DEPARTMENT OF FINANCE
Agency : BUREAU OF THE TREASURY
Operating Unit : CENTRAL OFFICE
Organization Code (UACS) : 11-005-00-00000
Funding Source Code (as clustered): ALL FUNDS

PARTICULARS	CURRENT YEAR BUDGET					PRIOR YEAR'S BUDGET											SUB-TOTAL
	PS	MOOE	Fin. Exp	CO	TOTAL	PRIOR YEAR'S ACCOUNTS PAYABLE					CURRENT YEAR'S ACCOUNTS PAYABLE (Charge Against Cont. Approp CY 2015)					TOTAL	
						PS	MOOE	Fin. Expn	CO	Sub-Total	PS	MOOE	Fin. Exp	CO	Sub-Total		
1	2	3	4	5	6=(2+ 3+4+5)	7	8	9	10	11=(7+ 8+9+10)	12	13	14	15	16=(12+ 13+14+15)	17=(11+16)	18=(6+17)
April																	
Notice of Cash Allocation (NCA)																	
MDS Checks Issued	2,825,028.49	4,341,280.70	-	-	7,166,309.19	19,122.43	43,509.36	-	-	62,631.79	-	1,506,465.34	-	-	1,506,465.34	1,569,097.13	8,735,406.32
Advice to Debit Account	8,174,961.70	1,513,198.91	12,982,578.70	-	22,670,739.31	15,503.18	4,055,224.19	-	10,284,865.65	14,355,593.02	-	1,651,238.01	43,815,899.40	-	45,467,137.41	59,822,730.43	82,493,469.74
Working Fund (NCA issued to BTr)																	
Tax Remittance Advices Issued (TRA)	2,258,620.98	174,874.93	1,283,991.30	-	3,717,487.21	5,767.67	291,740.33	-	813,051.90	1,110,559.90	-	132,530.22	4,333,440.60	-	4,465,970.82	5,576,530.72	9,294,017.93
Cash Disbursement Ceiling (CDC)																	
Non-Cash Availment Authority (NCAA)																	
Others (CDT, BTr Docs Stamp, etc.)																	
Total	13,258,611.17	6,029,354.54	14,266,570.00		33,554,535.71	40,393.28	4,390,473.88	-	11,097,917.55	15,528,784.71	-	3,290,233.57	48,149,340.00	-	51,439,573.57	66,968,358.28	100,522,893.99
May																	
Notice of Cash Allocation (NCA)																	
MDS Checks Issued	6,818,599.78	4,699,106.52	-	-	11,517,706.30	-	906,707.81	-	417,375.00	1,324,082.81	-	951,675.62	-	-	951,675.62	2,275,758.43	13,793,464.73
Advice to Debit Account	17,464,327.68	2,152,693.35	23,222,926.95	-	42,839,947.98	-	6,504,774.87	-	2,501,116.07	9,005,890.94	-	1,921,481.20	59,341.10	-	1,980,822.30	10,986,713.24	53,826,661.22
Tax Remittance Advices Issued (TRA)	1,789,207.84	153,826.14	2,296,955.70	-	4,239,989.68	-	574,717.87	-	164,250.00	738,967.87	-	103,015.98	5,868.90	-	108,884.88	847,852.75	5,087,842.43
Cash Disbursement Ceiling (CDC)																	
Non-Cash Availment Authority (NCAA)																	
Others (CDT, BTr Docs Stamp, etc.)																	
Total	26,072,135.30	7,005,626.01	25,519,882.65	-	58,597,643.96	-	7,986,200.55	-	3,082,741.07	11,068,941.62	-	2,976,172.80	65,210.00	-	3,041,382.80	14,110,324.42	72,707,968.38
June																	
Notice of Cash Allocation (NCA)																-	-
MDS Checks Issued	-	-	-	-	-	-	-	-	-	-	-	-	-	-	-	-	-
Advice to Debit Account	-	-	-	-	-	-	-	-	-	-	-	-	-	-	-	-	-
Tax Remittance Advices Issued (TRA)	-	-	-	-	-	-	-	-	-	-	-	-	-	-	-	-	-
Cash Disbursement Ceiling (CDC)	-	-	-	-	-	-	-	-	-	-	-	-	-	-	-	-	-
Non-Cash Availment Authority (NCAA)	-	-	-	-	-	-	-	-	-	-	-	-	-	-	-	-	-
Others (CDT, BTr Docs Stamp, etc.)	-	-	-	-	-	-	-	-	-	-	-	-	-	-	-	-	-
Total	-	-	-	-	-	-	-	-	-	-	-	-	-	-	-	-	-
2nd Quarter																	
Notice of Cash Allocation (NCA)																-	-
MDS Checks Issued	9,643,628.27	9,040,387.22	-	-	18,684,015.49	19,122.43	950,217.17	-	417,375.00	1,386,714.60	-	2,458,140.96	-	-	2,458,140.96	3,844,855.56	22,528,871.05
Advice to Debit Account	25,639,289.38	3,665,892.26	36,205,505.65	-	65,510,687.29	15,503.18	10,559,999.06	-	12,785,981.72	23,361,483.96	-	3,572,719.21	43,875,240.50	-	47,447,959.71	70,809,443.67	136,320,130.96
Tax Remittance Advices Issued (TRA)	4,047,828.82	320,263.57	3,580,947.00	-	7,949,039.39	5,767.67	866,458.20	-	977,301.90	1,849,527.77	-	235,546.20	4,339,309.50	-	4,574,855.70	6,424,383.47	14,373,422.86
Cash Disbursement Ceiling (CDC)																	
Non-Cash Availment Authority (NCAA)																	
Others (CDT, BTr Docs Stamp, etc.)																	
GRAND TOTAL	39,330,746.47	13,026,543.05	39,786,452.65	-	92,143,742.17	40,393.28	12,376,674.43	-	14,180,658.62	26,597,726.33	-	6,266,406.37	48,214,550.00	-	54,480,956.37	81,078,682.70	173,222,424.87

SUMMARY:

	Previous Report April	This month (May)	As of Date
Total Disbursement Authorities Received			
Unutilized NCA of previous month	204,439.75	15,051,483.98	
NCA	125,626,480.00	129,398,008.00	825,350,220.00
Working Fund			
TRA	9,294,017.93	5,087,842.43	35,178,621.58
CDC			
NCAA			
Others (CDT, BTr Docs Stamp, etc.)			
Less: Notice of Transfer Allocations (NTA) issued	19,550,559.71	33,099,046.47	110,382,898.99
Total Disbursements Authorities Available	115,574,377.97	116,438,287.94	750,145,942.59
Less: Lapsed NCA	-	-	61,661,169.37
Disbursements	100,522,893.99	72,707,968.38	644,754,453.66
Balance of Disbursements Authorities as of to date	15,051,483.98	43,730,319.56	43,730,319.56





MONTHLY REPORT OF DISBURSEMENT
For the month of May 2016

FAR No. 4
ALL FUNDS
CENTRAL OFFICE

Department : DEPARTMENT OF FINANCE
Agency : BUREAU OF THE TREASURY
Operating Unit : CENTRAL OFFICE
Organization Code (UACS) : 11-005-00-00000
Funding Source Code (as clustered): ALL FUNDS

PARTICULARS	TRUST LIABILITIES				GRAND TOTAL					Remarks
	PS	MOOE	CO	TOTAL	PS	MOOE	Fin. Exp	CO	TOTAL	
1	19	20	21	22=(19+20+21)	23	24	25	26	27=(23+24+25+26)	28
April										
Notice of Cash Allocation (NCA)	-	-	-	-	2,844,150.92	5,891,255.40	-	-	8,735,406.32	PS includes
MDS Checks Issued	-	-	-	-	8,190,464.88	7,219,661.11	56,798,478.10	10,284,865.65	82,493,469.74	TL & RG Payment in April 2016.
Advice to Debit Account	-	-	-	-	-	-	-	-	-	2,961,525.66
Working Fund (NCA issued to BTr)	-	-	-	-	2,264,388.65	599,145.48	5,617,431.90	813,051.90	9,294,017.93	
Tax Remittance Advices Issued (TRA)	-	-	-	-	-	-	-	-	-	
Cash Disbursement Ceiling (CDC)	-	-	-	-	-	-	-	-	-	
Non-Cash Availment Authority (NCAA)	-	-	-	-	-	-	-	-	-	
Others (CDT, BTr Docs Stamp, etc.)	-	-	-	-	-	-	-	-	-	
Total	-	-	-	-	13,299,004.45	13,710,061.99	62,415,910.00	11,097,917.55	100,522,893.99	
May										
Notice of Cash Allocation (NCA)	-	-	-	-	6,818,599.78	6,557,489.95	-	417,375.00	13,793,464.73	PS includes
MDS Checks Issued	-	-	-	-	17,464,327.68	10,578,949.42	23,282,268.05	2,501,116.07	53,826,661.22	TL & RG Payment in May 2016.
Advice to Debit Account	-	-	-	-	1,789,207.84	831,559.99	2,302,824.60	164,250.00	5,087,842.43	
Tax Remittance Advices Issued (TRA)	-	-	-	-	-	-	-	-	-	
Cash Disbursement Ceiling (CDC)	-	-	-	-	-	-	-	-	-	
Non-Cash Availment Authority (NCAA)	-	-	-	-	-	-	-	-	-	
Others (CDT, BTr Docs Stamp, etc.)	-	-	-	-	-	-	-	-	-	
Total	-	-	-	-	26,072,135.30	17,967,999.36	25,585,092.65	3,082,741.07	72,707,968.38	
June										
Notice of Cash Allocation (NCA)	-	-	-	-	-	-	-	-	-	PS includes
MDS Checks Issued	-	-	-	-	-	-	-	-	-	TL & RG Payment in June 2016.
Advice to Debit Account	-	-	-	-	-	-	-	-	-	
Tax Remittance Advices Issued (TRA)	-	-	-	-	-	-	-	-	-	
Cash Disbursement Ceiling (CDC)	-	-	-	-	-	-	-	-	-	
Non-Cash Availment Authority (NCAA)	-	-	-	-	-	-	-	-	-	
Others (CDT, BTr Docs Stamp, etc.)	-	-	-	-	-	-	-	-	-	
Total	-	-	-	-	-	-	-	-	-	
2nd Quarter										
Notice of Cash Allocation (NCA)	-	-	-	-	9,662,750.70	12,448,745.35	-	417,375.00	22,528,871.05	
MDS Checks Issued	-	-	-	-	25,654,792.56	17,798,610.53	80,080,746.15	12,785,981.72	136,320,130.96	
Advice to Debit Account	-	-	-	-	4,053,596.49	1,422,267.97	7,920,256.50	977,301.90	14,373,422.86	
Tax Remittance Advices Issued (TRA)	-	-	-	-	-	-	-	-	-	
Cash Disbursement Ceiling (CDC)	-	-	-	-	-	-	-	-	-	
Non-Cash Availment Authority (NCAA)	-	-	-	-	-	-	-	-	-	
Others (CDT, BTr Docs Stamp, etc.)	-	-	-	-	-	-	-	-	-	
GRAND TOTAL	-	-	-	-	39,371,139.75	31,669,623.85	88,001,002.65	14,180,658.62	173,222,424.87	

Certified Correct:

CAROL D. JORGE
Agency Chief Accountant

Approved by:

CHRISTINE L. SANCHEZ, CESO IV
Deputy Treasurer of the Philippines





MONTHLY REPORT OF DISBURSEMENTS
For the month of May 2016

Department : DEPARTMENT OF FINANCE
Agency : BUREAU OF THE TREASURY
Operating Unit : Central Office
Organization Code (UACS) : 11-005-00-00000
Funding Source Code (as clustered): 01 (Regular Agency Fund)
(e.g. Old Fund Code: 101,102, 151)

PARTICULARS	CURRENT YEAR BUDGET					PRIOR YEAR'S BUDGET											SUB-TOTAL
	PS	MOOE	Fin. Exp	CO	TOTAL	PRIOR YEAR'S ACCOUNTS PAYABLE					CURRENT YEAR'S ACCOUNTS PAYABLE (Charge Against Cont. Approp CY 2015)					TOTAL	
						PS	MOOE	Fin. Exp	CO	Sub-Total	PS	MOOE	Fin. Exp	CO	Sub-Total		
1	2	3	4	5	6= (2+ 3+4+5)	7	8	9	10	11= (7+ 8+9+10)	12	13	14	15	16= (12+ 13+14+15)	17=(11+16)	18=(6+17)
April																	
Notice of Cash Allocation (NCA)					-												-
MDS Checks Issued	2,825,028.49	4,088,718.20			6,913,746.69	19,122.43	43,509.36			62,631.79		1,506,465.34			1,506,465.34	1,569,097.13	8,482,843.82
Advice to Debit Account	8,174,961.70	1,513,198.91	12,982,578.70		22,670,739.31	15,503.18	4,055,224.19		10,284,865.65	14,355,593.02		1,651,238.01	43,815,899.40		45,467,137.41	59,822,730.43	82,493,469.74
Working Fund (NCA issued to BTr)					-												-
Tax Remittance Advices Issued (TRA)	2,258,620.98	166,437.43	1,283,991.30		3,709,049.71	5,767.67	291,740.33		813,051.90	1,110,559.90		132,530.22	4,333,440.60		4,465,970.82	5,576,530.72	9,285,580.43
Cash Disbursement Ceiling (CDC)					-												-
Non-Cash Availment Authority (NCAA)					-												-
Others (CDT, BTr Docs Stamp, etc.)					-												-
Total	13,258,611.17	5,768,354.54	14,266,570.00	-	33,293,535.71	40,393.28	4,390,473.88	-	11,097,917.55	15,528,784.71	-	3,290,233.57	48,149,340.00	-	51,439,573.57	66,968,358.28	100,261,893.99
May																	
Notice of Cash Allocation (NCA)					-												-
MDS Checks Issued	6,818,599.78	3,786,803.46			10,605,403.24		906,707.81		417,375.00	1,324,082.81		951,675.62			951,675.62	2,275,758.43	12,881,161.67
Advice to Debit Account	17,464,327.68	2,152,693.35	23,222,926.95		42,839,947.98		6,504,774.87		2,501,116.07	9,005,890.94		1,921,481.20	59,341.10		1,980,822.30	10,986,713.24	53,826,661.22
Tax Remittance Advices Issued (TRA)	1,789,207.84	148,651.05	2,296,955.70		4,234,814.59		574,717.87		164,250.00	738,967.87		103,015.98	5,868.90		108,884.88	847,852.75	5,082,667.34
Cash Disbursement Ceiling (CDC)					-												-
Non-Cash Availment Authority (NCAA)					-												-
Others (CDT, BTr Docs Stamp, etc.)					-												-
Total	26,072,135.30	6,088,147.86	25,519,882.65	-	57,680,165.81	-	7,986,200.55	-	3,082,741.07	11,068,941.62	-	2,976,172.80	65,210.00	-	3,041,382.80	14,110,324.42	71,790,490.23
June																	
Notice of Cash Allocation (NCA)					-												-
MDS Checks Issued					-												-
Advice to Debit Account					-												-
Tax Remittance Advices Issued (TRA)					-												-
Cash Disbursement Ceiling (CDC)					-												-
Non-Cash Availment Authority (NCAA)					-												-
Others (CDT, BTr Docs Stamp, etc.)					-												-
Total	-	-	-	-	-	-	-	-	-	-	-	-	-	-	-	-	-
2nd Quarter																	
Notice of Cash Allocation (NCA)					-												-
MDS Checks Issued	9,643,628.27	7,875,521.66	-	-	17,519,149.93	19,122.43	950,217.17	-	417,375.00	1,386,714.60	-	2,458,140.96	-	-	2,458,140.96	3,844,855.56	21,364,005.49
Advice to Debit Account	25,639,289.38	3,665,892.26	36,205,505.65	-	65,510,687.29	15,503.18	10,559,999.06	-	12,785,981.72	23,361,483.96	-	3,572,719.21	43,875,240.50	-	47,447,959.71	70,809,443.67	136,320,130.96
Tax Remittance Advices Issued (TRA)	4,047,828.82	315,088.48	3,580,947.00	-	7,943,864.30	5,767.67	866,458.20	-	977,301.90	1,849,527.77	-	235,546.20	4,339,309.50	-	4,574,855.70	6,424,383.47	14,368,247.77
Cash Disbursement Ceiling (CDC)					-												-
Non-Cash Availment Authority (NCAA)					-												-
Others (CDT, BTr Docs Stamp, etc.)					-												-
GRAND TOTAL	39,330,746.47	11,856,502.40	39,786,452.65	-	90,973,701.52	40,393.28	12,376,674.43	-	14,180,658.62	26,597,726.33	-	6,266,406.37	48,214,550.00	-	54,480,956.37	81,078,682.70	172,052,384.22

SUMMARY:

	Previous Report April	This month (May)	As of Date
Total Disbursement Authorities Received			
Unutilized NCA of previous month	204,439.75	10,588,657.48	
NCA	120,911,091.00	126,015,824.00	817,252,647.00
Working Fund			
TRA	9,285,580.43	5,082,667.34	35,165,008.99
CDC			
NCAA			
Others (CDT, BTr Docs Stamp, etc.)			
Less: Notice of Transfer Allocations (NTA) issued	19,550,559.71	33,099,046.47	110,382,898.99
Total Disbursements Authorities Available	110,850,551.47	108,588,102.35	742,034,757.00
Less: Lapsed NCA			61,661,169.37
Disbursements	100,261,893.99	71,790,490.23	643,575,975.51
Balance of Disbursements Authorities as of date	10,588,657.48	36,797,612.12	36,797,612.12

(0.00)





MONTHLY REPORT OF DISBURSEMENTS
For the month of May 2016

Department : DEPARTMENT OF FINANCE
Agency : BUREAU OF THE TREASURY
Operating Unit : Central Office
Organization Code (UACS) : 11-005-00-00000
Funding Source Code (as clustered) : 01 (Regular Agency Fund)
(e.g. Old Fund Code: 101,102, 151)


PARTICULARS	TRUST LIABILITIES				GRAND TOTAL					Remarks
	PS	MOOE	CO	TOTAL	PS	MOOE	Fin. Exp	CO	TOTAL	
1	19	20	21	22=(19+20+21)	23	24	25	26	27=(23+24+25+26)	28
April										
Notice of Cash Allocation (NCA)										PS includes:
MDS Checks Issued				-	2,844,150.92	5,638,692.90			8,482,843.82	TL & RG Payment in April 2016.
Advice to Debit Account				-	8,190,464.88	7,219,661.11	56,798,478.10	10,284,865.65	82,493,469.74	2,961,525.66
Working Fund (NCA issued to BTr)				-						
Tax Remittance Advices Issued (TRA)				-	2,264,388.65	590,707.98	5,617,431.90	813,051.90	9,285,580.43	
Cash Disbursement Ceiling (CDC)				-						
Non-Cash Availment Authority (NCAA)				-						
Others (CDT, BTr Docs Stamp, etc.)				-						
Total	-	-	-	-	13,299,004.45	13,449,061.99	62,415,910.00	11,097,917.55	100,261,893.99	
May										
Notice of Cash Allocation (NCA)				-						PS includes:
MDS Checks Issued				-	6,818,599.78	5,645,186.89		417,375.00	12,881,161.67	TL & RG Payment in May 2016.
Advice to Debit Account				-	17,464,327.68	10,578,949.42	23,282,268.05	2,501,116.07	53,826,661.22	P 0.00
Tax Remittance Advices Issued (TRA)				-	1,789,207.84	826,384.90	2,302,824.60	164,250.00	5,082,667.34	
Cash Disbursement Ceiling (CDC)				-						
Non-Cash Availment Authority (NCAA)				-						
Others (CDT, BTr Docs Stamp, etc.)				-						
Total	-	-	-	-	26,072,135.30	17,050,521.21	25,585,092.65	3,082,741.07	71,790,490.23	
June										
Notice of Cash Allocation (NCA)				-						PS includes:
MDS Checks Issued				-						TL & RG Payment in June 2016.
Advice to Debit Account				-						
Tax Remittance Advices Issued (TRA)				-						
Cash Disbursement Ceiling (CDC)				-						
Non-Cash Availment Authority (NCAA)				-						
Others (CDT, BTr Docs Stamp, etc.)				-						
Total	-	-	-	-						
2nd Quarter										
Notice of Cash Allocation (NCA)				-						
MDS Checks Issued	-	-	-	-	9,662,750.70	11,283,879.79		417,375.00	21,364,005.49	
Advice to Debit Account	-	-	-	-	25,654,792.56	17,798,610.53	80,080,746.15	12,785,981.72	136,320,130.96	
Tax Remittance Advices Issued (TRA)	-	-	-	-	4,053,596.49	1,417,092.88	7,920,256.50	977,301.90	14,368,247.77	
Cash Disbursement Ceiling (CDC)				-						
Non-Cash Availment Authority (NCAA)				-						
Others (CDT, BTr Docs Stamp, etc.)				-						
GRAND TOTAL	-	-	-	-	39,371,139.75	30,499,583.20	88,001,002.65	14,180,658.62	172,052,384.22	

Certified Correct:

CAROL D. JORGE
Agency Chief Accountant

Approved by:

CHRISTINE L. SANCHEZ, CESO IV
Deputy Treasurer of the Philippines





MONTHLY REPORT OF DISBURSEMENT
For the month of May 2016

Department : DEPARTMENT OF FINANCE
Agency : BUREAU OF THE TREASURY
Operating Unit : CENTRAL OFFICE
Organization Code (UACS) : 11-005-00-00000
Funding Source Code (as clustered) : 04 (SPECIAL ACCOUNT - FOREIGN ASSISTED/GRANTS)

PARTICULARS	CURRENT YEAR BUDGET					PRIOR YEAR'S BUDGET										SUB-TOTAL	TRUST LIABILITIES				GRAND TOTAL					Remarks
	PS	MOOE	Fin. Exp	CO	TOTAL	PRIOR YEAR'S ACCOUNTS PAYABLE					CURRENT YEAR'S ACCOUNTS PAYABLE (Charge Against Cont. Approp CY 2015)				TOTAL		PS	MOOE	CO	TOTAL	PS	MOOE	Fin. Exp	CO	TOTAL	
						PS	MOOE	Fin. Exp	CO	Sub-Total	PS	MOOE	CO	Sub-Total												
1	2	3	4	5	6= (2+ 3+4+5)	7	8	9	10	11= (7+ 8+9+10)	12	13	15	16= (12+ 13+14+15)	17=(11+16)	18=(6+17)	19	20	21	22=(19+ 20+21)	23	24	25	26	27=(23+24+25+26)	28
April																										
Notice of Cash Allocation (NCA)					-					-				-	-	-				-	-		-	-	-	-
MDS Checks Issued		252,562.50			252,562.50					-				-	-	252,562.50				-	-	252,562.50	-	-	-	252,562.50
Advice to Debit Account					-					-				-	-	-				-	-	-	-	-	-	-
Working Fund (NCA issued to BTr)					-					-				-	-	-				-	-	-	-	-	-	-
Tax Remittance Advices Issued (TRA)		8,437.50			8,437.50					-				-	-	8,437.50				-	-	8,437.50	-	-	-	8,437.50
Cash Disbursement Ceiling (CDC)					-					-				-	-	-				-	-	-	-	-	-	-
Non-Cash Availment Authority (NCAA)					-					-				-	-	-				-	-	-	-	-	-	-
Others (CDT, BTr Docs Stamp, etc.)					-					-				-	-	-				-	-	-	-	-	-	-
Total	-	261,000.00	-	-	261,000.00	-	-	-	-	-	-	-	-	-	-	261,000.00	-	-	-	-	-	261,000.00	-	-	-	261,000.00
May																										
Notice of Cash Allocation (NCA)					-					-				-	-	-				-	-		-	-	-	-
MDS Checks Issued		912,303.06			912,303.06					-				-	-	912,303.06				-	-	912,303.06	-	-	-	912,303.06
Advice to Debit Account					-					-				-	-	-				-	-	-	-	-	-	-
Tax Remittance Advices Issued (TRA)		5,175.09			-					-				-	-	-				-	-	5,175.09	-	-	-	5,175.09
Cash Disbursement Ceiling (CDC)					-					-				-	-	-				-	-	-	-	-	-	-
Non-Cash Availment Authority (NCAA)					-					-				-	-	-				-	-	-	-	-	-	-
Others (CDT, BTr Docs Stamp, etc.)					-					-				-	-	-				-	-	-	-	-	-	-
Total	-	917,478.15	-	-	912,303.06	-	-	-	-	-	-	-	-	-	-	912,303.06	-	-	-	-	-	917,478.15	-	-	-	917,478.15
June																										
Notice of Cash Allocation (NCA)					-					-				-	-	-				-	-		-	-	-	-
MDS Checks Issued					-					-				-	-	-				-	-		-	-	-	-
Advice to Debit Account					-					-				-	-	-				-	-		-	-	-	-
Tax Remittance Advices Issued (TRA)					-					-				-	-	-				-	-		-	-	-	-
Cash Disbursement Ceiling (CDC)					-					-				-	-	-				-	-		-	-	-	-
Non-Cash Availment Authority (NCAA)					-					-				-	-	-				-	-		-	-	-	-
Others (CDT, BTr Docs Stamp, etc.)					-					-				-	-	-				-	-		-	-	-	-
Total	-	-	-	-	-	-	-	-	-	-	-	-	-	-	-	-	-	-	-	-	-	-	-	-	-	-
2nd Quarter																										
Notice of Cash Allocation (NCA)					-					-				-	-	-				-	-		-	-	-	-
MDS Checks Issued	-	1,164,865.56	-	-	1,164,865.56	-	-	-	-	-	-	-	-	-	-	1,164,865.56				-	-	1,164,865.56	-	-	-	1,164,865.56
Advice to Debit Account	-		-	-	-	-	-	-	-	-	-	-	-	-	-	-				-	-	-	-	-	-	-
Tax Remittance Advices Issued (TRA)	-	5,175.09	-	-	-	-	-	-	-	-	-	-	-	-	-	-				-	-	5,175.09	-	-	-	5,175.09
Cash Disbursement Ceiling (CDC)					-					-				-	-	-				-	-	-	-	-	-	-
Non-Cash Availment Authority (NCAA)					-					-				-	-	-				-	-	-	-	-	-	-
Others (CDT, BTr Docs Stamp, etc.)					-					-				-	-	-				-	-	-	-	-	-	-
GRAND TOTAL	-	1,170,040.65	-	-	1,164,865.56	-	-	-	-	-	-	-	-	-	-	1,164,865.56	-	-	-	-	-	1,170,040.65	-	-	-	1,170,040.65

SUMMARY:

	Previous Report (April)	This month (May)	As of Date
Total Disbursements Authorities Received			
Unutilized NCA of previous month		4,462,826.50	
NCA	4,715,389.00	3,382,184.00	8,097,573.00
Working Fund			
TRA	8,437.50	5,175.09	13,612.59
CDC			
NCAA			
Others (CDT, BTr Docs Stamp, etc.)			
Less: Notice of Transfer Allocations (NTA)* issued			
Total Disbursements Authorities Available	4,723,826.50	7,850,185.59	8,111,185.59
Less: Lapsed NCA			
Disbursements	261,000.00	917,478.15	1,178,478.15
Balance of Disbursements Authorities as of to date	4,462,826.50	6,932,707.44	6,932,707.44

Total Disbursements Program
Less: Actual Disbursements
(Over)/Under spending

Previous Report (April)	This month (May)	As of Date
-	917,478.15	1,178,478.15
-	(917,478.15)	(1,178,478.15)

Certified Correct:

CAROL D. JORGE
Agency Chief Accountant
Date: _____

Approved by:

CHRISTINE L. SANCHEZ, CESO IV
Deputy Treasurer of the Philippines
Date: _____





MONTHLY REPORT OF DISBURSEMENTS
For the month of May 2016

FAR No. 4
01 (REGULAR AGENCY FUND)
REGIONAL OFFICES

Department : DEPARTMENT OF FINANCE
Agency : BUREAU OF THE TREASURY
Operating Unit : REGIONAL OFFICES
Organization Code (UACS) : 11-005-00-00000
Funding Source Code (as clustered): 01 (Regular Agency Fund)
(e.g. Old Fund Code: 101,102, 151)

PARTICULARS	CURRENT YEAR BUDGET					PRIOR YEAR'S BUDGET											SUB-TOTAL	TRUST LIABILITIES				GRAND TOTAL					Remarks
	PS	MOOE	Fin. Exp	CO	TOTAL	PRIOR YEAR'S ACCOUNTS PAYABLE					CURRENT YEAR'S ACCOUNTS PAYABLE (Charge Against Cont. Approp CY 2015)					TOTAL		PS	MOOE	CO	TOTAL	PS	MOOE	Fin. Exp	CO	TOTAL	
						PS	MOOE	Fin. Exp	CO	Sub-Total	PS	MOOE	Fin. Exn	CO	Sub-Total												
1	2	3	4	5	6= (2+ 3+4+5)	7	8	9	10	11= (7+ 8+9+10)	12	13	14	15	16= (12+ 13+14+15)	17=(11+16)	18=(6+17)	19	20	21	22=(19 +20+2	23	24	25	26	27=(23+24+25+26)	28
April																											
Notice of Cash Allocation (NCA)																											
MDS Checks Issued	3,493,764.89	1,358,589.54	-	-	4,852,354.43	-	-	-	-	-	-	52,634.41	-	-	52,634.41	52,634.41	4,904,988.84	-	-	-	-	3,493,764.89	1,411,223.95	-	-	4,904,988.84	
Advice to Debit Account	10,619,190.84	2,171,021.28	-	-	12,790,212.12	-	-	-	-	-	-	85,230.38	-	-	85,230.38	85,230.38	12,875,442.50	-	-	-	-	10,619,190.84	2,256,251.66	-	-	12,875,442.50	
Working Fund (NCA issued to BTr)																											
Tax Remittance Advices Issued (TRA)	2,297,575.65	152,997.71	-	-	2,450,573.36	-	-	-	-	-	-	3,758.38	-	-	3,758.38	3,758.38	2,454,331.74	-	-	-	-	2,297,575.65	156,756.09	-	-	2,454,331.74	
Cash Disbursement Ceiling (CDC)																											
Non-Cash Availment Authority (NCAA)																											
Others (CDT, BTr Docs Stamp, etc.)																											
Total	16,410,531.38	3,682,608.53	-	-	20,093,139.91	-	-	-	-	-	-	141,623.17	-	-	141,623.17	141,623.17	20,234,763.08	-	-	-	-	16,410,531.38	3,824,231.70	-	-	20,234,763.08	
May																											
Notice of Cash Allocation (NCA)																											
MDS Checks Issued	4,570,149.69	1,797,305.63	-	-	6,367,455.32	-	-	-	-	-	-	66,406.70	-	-	66,406.70	66,406.70	6,433,862.02	-	-	-	-	4,570,149.69	1,863,712.33	-	-	6,433,862.02	
Advice to Debit Account	23,470,788.07	2,401,874.11	-	-	25,872,662.18	-	-	-	-	-	-	130,908.56	-	-	130,908.56	130,908.56	26,003,570.74	-	-	-	-	23,470,788.07	2,532,782.67	-	-	26,003,570.74	
Tax Remittance Advices Issued (TRA)	2,386,148.36	161,421.15	-	-	2,547,569.51	-	-	-	-	-	-	5,014.21	-	-	5,014.21	5,014.21	2,552,583.72	-	-	-	-	2,386,148.36	166,435.36	-	-	2,552,583.72	
Cash Disbursement Ceiling (CDC)																											
Non-Cash Availment Authority (NCAA)																											
Others (CDT, BTr Docs Stamp, etc.)																											
Total	30,427,086.12	4,360,600.89	-	-	34,787,687.01	-	-	-	-	-	-	202,329.47	-	-	202,329.47	202,329.47	34,990,016.48	-	-	-	-	30,427,086.12	4,562,930.36	-	-	34,990,016.48	
June																											
Notice of Cash Allocation (NCA)																											
MDS Checks Issued	-	-	-	-	-	-	-	-	-	-	-	-	-	-	-	-	-	-	-	-	-	-	-	-	-	-	
Advice to Debit Account	-	-	-	-	-	-	-	-	-	-	-	-	-	-	-	-	-	-	-	-	-	-	-	-	-	-	
Tax Remittance Advices Issued (TRA)	-	-	-	-	-	-	-	-	-	-	-	-	-	-	-	-	-	-	-	-	-	-	-	-	-	-	
Cash Disbursement Ceiling (CDC)	-	-	-	-	-	-	-	-	-	-	-	-	-	-	-	-	-	-	-	-	-	-	-	-	-	-	
Non-Cash Availment Authority (NCAA)	-	-	-	-	-	-	-	-	-	-	-	-	-	-	-	-	-	-	-	-	-	-	-	-	-	-	
Others (CDT, BTr Docs Stamp, etc.)	-	-	-	-	-	-	-	-	-	-	-	-	-	-	-	-	-	-	-	-	-	-	-	-	-	-	
Total	-	-	-	-	-	-	-	-	-	-	-	-	-	-	-	-	-	-	-	-	-	-	-	-	-	-	
2nd Quarter																											
Notice of Cash Allocation (NCA)																											
MDS Checks Issued	8,063,914.58	3,155,895.17	-	-	11,219,809.75	-	-	-	-	-	-	119,041.11	-	-	119,041.11	119,041.11	11,338,850.86	-	-	-	-	8,063,914.58	3,274,936.28	-	-	11,338,850.86	
Advice to Debit Account	34,089,978.91	4,572,895.39	-	-	38,662,874.30	-	-	-	-	-	-	216,138.94	-	-	216,138.94	216,138.94	38,879,013.24	-	-	-	-	34,089,978.91	4,789,034.33	-	-	38,879,013.24	
Tax Remittance Advices Issued (TRA)	4,683,724.01	314,418.86	-	-	4,998,142.87	-	-	-	-	-	-	8,772.59	-	-	8,772.59	8,772.59	5,006,915.46	-	-	-	-	4,683,724.01	323,191.45	-	-	5,006,915.46	
Cash Disbursement Ceiling (CDC)																											
Non-Cash Availment Authority (NCAA)																											
Others (CDT, BTr Docs Stamp, etc.)																											
GRAND TOTAL	46,837,617.50	8,043,209.42	-	-	54,880,826.92	-	-	-	-	-	-	343,952.64	-	-	343,952.64	343,952.64	55,224,779.56	-	-	-	-	46,837,617.50	8,387,162.06	-	-	55,224,779.56	

SUMMARY:			
	Previous Report	This month (May)	As of Date
	April		
Total Disbursement Authorities Received	-	1,770,128.37	
Unused NTA of previous month			
NTA	19,550,559.71	33,099,046.47	110,382,898.99
Working Fund			
TRA	2,454,331.50	2,552,583.72	11,510,062.94
CDC	-	-	-
NCAA	-	-	-
Others (CDT, BTr Docs Stamp, etc.)	-	-	-
Less: Notice of Transfer Allocations (NTA)* issued			
Total Disbursements Authorities Available	22,004,891.21	37,421,758.56	121,892,961.93
Less: Lapsed NCA	-	-	1,347,768.02
Disbursements *	20,234,762.84	34,990,016.48	118,113,451.83
Balance of Disbursements Authorities as of to date	1,770,128.37	2,431,742.08	2,431,742.08

Consolidated by:

JHANINE SALVADOR
TOO II
Date: _____

Noted by:

CAROL D. JORGE
Agency Chief Accountant
Date: _____

CHRISTINE L. SANCHEZ, CESO IV
Deputy Treasurer of the Philippines
Date: _____

COMMISSION ON AUDIT
BUREAU OF THE TREASURY

RECEIVED

BY: _____
DATE: 6/23/16 TIME: _____



NOTICE OF CASH ALLOCATION RECEIVED
as of May 31, 2016

Department: **DEPARTMENT OF FINANCE**
Agency: **BUREAU OF THE TREASURY**
Operating Unit: **CENTRAL OFFICE**
Organization Code: **11-005-00-00000**

MDS Account No: 2001-90003-1

Date	NCA NO.	UACS CODE	AMOUNT		TOTAL	Applicable Month/Remarks
			REGULAR	RLIP		
01/05/16	NCA-BMB-A-16-0000486	01101101/01104102	167,620,000.00	2,742,000.00	170,362,000.00	JANUARY 2016
		01101101/01104102	86,971,000.00	2,742,000.00	89,713,000.00	FEBRUARY 2016
		01101101/01104102	299,503,000.00	2,742,000.00	302,245,000.00	MARCH 2016
		01101101/01104102	113,475,000.00	2,741,000.00	116,216,000.00	APRIL 2016
		01101101/01104102	111,844,000.00	2,742,000.00	114,586,000.00	MAY 2016
		01101101/01104102	125,071,000.00	2,742,000.00	127,813,000.00	JUNE 2016
	NCA-BMB-A-16-0003562	01101406/01104102	5,141,000.00	668,000.00	5,809,000.00	MARCH 2016
		01101406/01104102	1,715,000.00	223,000.00	1,938,000.00	APRIL 2016
		01101406/01104102	1,714,000.00	223,000.00	1,937,000.00	MAY 2016
		01101406/01104102	1,712,000.00	222,000.00	1,934,000.00	JUNE 2016
	NCA-BMB-A-16-0007688	01101406	9,492,824.00		9,492,824.00	Mid-year bonus FY 2016
Sub-Total			914,766,000.00	17,787,000.00	942,045,824.00	

MDS Account No: 2001-90258-2 (KFW - IDF)

Date	NCA NO.	UACS CODE	AMOUNT	Applicable Month/Remarks
03/23/16	NCA-BMB-A-16-0004939	04104161	4,715,389.00	APRIL 2016
			3,382,184.00	MAY 2016
			3,408,164.00	JUNE 2016
Sub-Total			11,505,737.00	

MDS Account No: 2001-90234-3 (TRUST)

Sub-Total -

MDS Account No: 2001-90210-6 (TL&RG)

Date	NCA NO.	UACS CODE	AMOUNT	Purpose
01/08/16	NCA-BMB-A-16-0000830	01101101	409,053.00	TL of Ms. Teresita C. Reyes
02/02/16	NCA-BMB-A-16-0001963	01101407	172,760.00	TL of Mr. Glenn M. Romero
03/01/16	NCA-BMB-A-16-0003001	01101407	152,647.00	TL of Mr. Miguel Albano
03/08/16	NCA-BMB-A-16-0003855	01101407	1,322,333.00	TL of Ms. Elizabeth Pasa & Mr. I
03/30/16	NCA-BMB-A-16-0004890	01101101	139,939.00	TL of Ms. Celia Ong Carbonell
04/04/16	NCA-BMB-A-16-0005299	01101407	315,661.00	TL of Ms. Esterlina Garcia & Ms
04/04/16	NCA-BMB-A-16-0005300	01101101	399,744.00	TL of Ms. Aurora Tan
04/05/16	NCA-BMB-A-16-0005446	01101101	1,864,223.00	TL of Mr. Condino & Ms. Tuman
04/22/16	NCA-BMB-A-16-0006556	01101407	177,463.00	TL of Ms. Leuvina Amboy
Sub-Total			4,953,823.00	
GRANDTOTAL			958,505,384.00	

Certified Correct:

CAROL D. JORGE
Agency Chief Accountant

Approved by:

CHRISTINE L. SANCHEZ, CESO IV
Deputy Treasurer of the Philippines





SUMMARY OF MONTHLY DISBURSEMENT PROGRAM FOR CY 2016

Funding the Republic

GAA	JANUARY	FEBRUARY	MARCH	APRIL	MAY	JUNE	TOTAL
Disbursement Program per BED 2 (net of TRA)	194,695,000.00	127,001,000.00	327,266,000.00	138,915,000.00	137,469,000.00	150,700,000.00	1,856,853,000.00
Estimated TRA	10,306,335.68	6,722,899.60	17,324,087.69	7,353,576.73	7,277,031.56	7,977,425.14	98,294,000.00
Disbursement Program for the Month (gross of TRA)	205,001,335.68	133,723,899.60	344,590,087.69	146,268,576.73	144,746,031.56	158,677,425.14	1,955,147,000.00
NCA of RG & TL	409,053.00	172,760.00	1,614,919.00	2,757,091.00			4,953,823.00
NCA of Salary differential			5,809,000.00	1,938,000.00	1,937,000.00	1,934,000.00	11,618,000.00
NCA of Mid-Year Bonus FY 2016					9,492,824.00		9,492,824.00
Total Program (including TL & RG)	205,410,388.68	133,896,659.60	352,014,006.69	150,963,667.73	156,175,855.56	160,611,425.14	1,981,211,647.00
Disbursement Program as of Date (GAA & TL/RG)	205,410,388.68	339,307,048.28	691,321,054.98	842,284,722.71	998,460,578.27	1,159,072,003.40	
SUPPLEMENTAL BUDGET - MOOE & CO							
Disbursement Program per BED 2 (net of TRA)							-
Estimated TRA			-	-	-	-	-
Disbursement Program for the Month (gross of TRA)			-	-	-	-	-
Disbursement Program as of Date (SUPPLEMENTAL-MOOE&CO)			-	-	-	-	
SUPPLEMENTAL BUDGET - FINEX							
Disbursement Program per BED 2 (net of TRA)							-
Estimated TRA			-	-	-		-
Disbursement Program for the Month (gross of TRA)			-	-	-		-
Disbursement Program as of Date (SUPPLEMENTAL-FINEX)			-	-	-		
GRAND TOTAL (RA)							
Disbursement Program per BED 2 (net of TRA)	194,695,000.00	127,001,000.00	327,266,000.00	138,915,000.00	137,469,000.00	150,700,000.00	
Estimated TRA	10,306,335.68	6,722,899.60	17,324,087.69	7,353,576.73	7,277,031.56	7,977,425.14	
Disbursement Program for the Month (gross of TRA)	205,410,388.68	133,896,659.60	352,014,006.69	150,963,667.73	156,175,855.56	160,611,425.14	
Disbursement Program as of Date	205,410,388.68	339,307,048.28	691,321,054.98	842,284,722.71	998,460,578.27	1,159,072,003.40	
GRANT-KFW IDF (TSA CAPACITY BUILDING)							
Disbursement Program per BED 2 (net of TRA)	-	-	-	-	-	-	-
Estimated TRA	-	-	-	-	-	-	-
Disbursement Program for the Month (gross of TRA)	-	-	-	-	-	-	-
Disbursement Program as of Date (KFW)	-	-	-	-	-	-	
GRAND TOTAL (ALL FUNDS)							
Disbursement Program per BED 2 (net of TRA)	194,695,000.00	127,001,000.00	327,266,000.00	138,915,000.00	137,469,000.00	150,700,000.00	1,856,853,000.00
Estimated TRA	10,306,335.68	6,722,899.60	17,324,087.69	7,353,576.73	7,277,031.56	7,977,425.14	98,294,000.00
Disbursement Program for the Month (gross of TRA)	205,410,388.68	133,896,659.60	352,014,006.69	150,963,667.73	156,175,855.56	160,611,425.14	1,981,211,647.00
Disbursement Program as of Date	205,410,388.68	339,307,048.28	691,321,054.98	842,284,722.71	998,460,578.27	1,159,072,003.40	





Funding the Republic

SUMMARY OF NOTICE CASH ALLOCATION
as of May 31, 2016


MDS Account No: 2001-90003-1

GAA		UACS CODE	JANUARY	FEBRUARY	MARCH	APRIL	MAY	JUNE	TOTAL
NCA-BMB-A-16-0000486/January 5, 2016									
REGULAR		01101101	167,620,000.00	86,971,000.00	299,503,000.00	113,475,000.00	111,844,000.00	125,071,000.00	904,484,000.00
RLIP		01104102	2,742,000.00	2,742,000.00	2,742,000.00	2,741,000.00	2,742,000.00	2,742,000.00	16,451,000.00
Total (GAA)			170,362,000.00	89,713,000.00	302,245,000.00	116,216,000.00	114,586,000.00	127,813,000.00	920,935,000.00
Salary Differential									
NCA-BMB-A-16-0003562		01101406			5,809,000.00	1,938,000.00	1,937,000.00	1,934,000.00	11,618,000.00
Mid-Year Bonus FY 2016									
NCA-BMB-A-16-0007688 / May 10, 2016		01101406					9,492,824.00		9,492,824.00
SUPPLEMENTAL APPRO - MOOE & CO		01103101							-
SUPPLEMENTAL APPRO- FINEX		01103101							-
Total (SUPPLEMENTAL)			-	-	-	-	-	-	-
Sub-Total (MDS 2001-90003-1)			170,362,000.00	89,713,000.00	308,054,000.00	118,154,000.00	126,015,824.00	129,747,000.00	942,045,824.00
MDS Account No: 2001-90210-6									
RG & RL		01101407 / 01101101	409,053.00	172,760.00	1,614,919.00	2,757,091.00			4,953,823.00
MDS Account No: 2001-90258-2									
GRANT-KFW IDF (TSA CAPACITY BUILDING)		04104161				4,715,389.00	3,382,184.00	3,408,164.00	11,505,737.00
NCA-BMB-A-16-0004939									-
Sub-Total (KFW)			-	-	-	-	-	-	-
GRAND TOTAL			170,771,053.00	89,885,760.00	309,668,919.00	125,626,480.00	129,398,008.00	133,155,164.00	958,505,384.00

Certified Correct:


CAROL D. JORGE
Agency Chief Accountant

Approved by:


CHRISTINE L. SANCHEZ, CESO IV
Deputy Treasurer of the Philippines

