



MONTHLY REPORT OF DISBURSEMENTS
for the month of April 2019

Appendix 23
FAR No. 4
ALL FUNDS
CENTRAL OFFICE & REGIONAL OFFICES

Department : DEPARTMENT OF FINANCE
Agency : BUREAU OF THE TREASURY
Operating Unit : CENTRAL OFFICE & REGIONAL OFFICES
Organization Code (UACS) : 11-005-00-00000
Funding Source Code (as clustered): ALL FUNDS
(e.g. Old Fund Code: 101,102, 151)

PARTICULARS	CURRENT YEAR BUDGET					PRIOR YEAR'S BUDGET												SUB-TOTAL
	PS	MOOE	Fin. Exp	CO	TOTAL	PRIOR YEAR'S ACCOUNTS PAYABLE					CURRENT YEAR'S ACCOUNTS PAYABLE (Charged Against Cont. Approp CY 2017)					TOTAL		
						PS	MOOE	Fin. Exp	CO	Sub-Total	PS	MOOE	Fin. Exp	CO	Sub-Total			
1	2	3	4	5	6= (2+ 3+4+5)	7	8	9	10	11= (7+ 8+9+10)	12	13	14	15	16= (12+ 13+14+15)	17=(11+16)	18=(6+17)	
April																		
Notice of Cash Allocation (NCA)																		
MDS Checks Issued	4,314,173.92	6,611,361.82	-	-	10,925,535.74	-	296,133.85	-	-	296,133.85	-	-	-	-	-	296,133.85	11,221,669.59	
Advice to Debit Account	31,517,546.38	9,290,068.48	50,399,370.00	-	91,206,984.86	-	4,746,700.21	5,500.00	7,000,429.22	11,752,629.43	-	-	-	-	-	11,752,629.43	102,959,614.29	
Working Fund (NCA issued to BTr)	-	-	-	-	-	-	-	-	-	-	-	-	-	-	-	-	-	
Tax Remittance Advices Issued (TRA)	4,186,470.96	518,450.47	-	-	4,704,921.43	-	284,912.59	-	396,250.70	681,163.29	-	-	-	-	-	681,163.29	5,386,084.72	
Cash Disbursement Ceiling (CDC)	-	-	-	-	-	-	-	-	-	-	-	-	-	-	-	-	-	
Non-Cash Availment Authority (NCAA)	-	-	-	-	-	-	-	-	-	-	-	-	-	-	-	-	-	
Others (CDT, BTr Docs Stamp, etc.)	-	-	-	-	-	-	-	-	-	-	-	-	-	-	-	-	-	
Total	40,018,191.26	16,419,880.77	50,399,370.00	-	106,837,442.03	-	5,327,746.65	5,500.00	7,396,679.92	12,729,926.57	-	-	-	-	-	12,729,926.57	119,567,368.60	
May																		
Notice of Cash Allocation (NCA)																		
MDS Checks Issued	-	-	-	-	-	-	-	-	-	-	-	-	-	-	-	-	-	
Advice to Debit Account	-	-	-	-	-	-	-	-	-	-	-	-	-	-	-	-	-	
Tax Remittance Advices Issued (TRA)	-	-	-	-	-	-	-	-	-	-	-	-	-	-	-	-	-	
Cash Disbursement Ceiling (CDC)	-	-	-	-	-	-	-	-	-	-	-	-	-	-	-	-	-	
Non-Cash Availment Authority (NCAA)	-	-	-	-	-	-	-	-	-	-	-	-	-	-	-	-	-	
Others (CDT, BTr Docs Stamp, etc.)	-	-	-	-	-	-	-	-	-	-	-	-	-	-	-	-	-	
Total	-	-	-	-	-	-	-	-	-	-	-	-	-	-	-	-	-	
June																		
Notice of Cash Allocation (NCA)																		
MDS Checks Issued	-	-	-	-	-	-	-	-	-	-	-	-	-	-	-	-	-	
Advice to Debit Account	-	-	-	-	-	-	-	-	-	-	-	-	-	-	-	-	-	
Tax Remittance Advices Issued (TRA)	-	-	-	-	-	-	-	-	-	-	-	-	-	-	-	-	-	
Cash Disbursement Ceiling (CDC)	-	-	-	-	-	-	-	-	-	-	-	-	-	-	-	-	-	
Non-Cash Availment Authority (NCAA)	-	-	-	-	-	-	-	-	-	-	-	-	-	-	-	-	-	
Others (CDT, BTr Docs Stamp, etc.)	-	-	-	-	-	-	-	-	-	-	-	-	-	-	-	-	-	
Total	-	-	-	-	-	-	-	-	-	-	-	-	-	-	-	-	-	
2nd Quarter																		
Notice of Cash Allocation (NCA)																		
MDS Checks Issued	4,314,173.92	6,611,361.82	-	-	10,925,535.74	-	296,133.85	-	-	296,133.85	-	-	-	-	-	296,133.85	11,221,669.59	
Advice to Debit Account	31,517,546.38	9,290,068.48	50,399,370.00	-	91,206,984.86	-	4,746,700.21	5,500.00	7,000,429.22	11,752,629.43	-	-	-	-	-	11,752,629.43	102,959,614.29	
Tax Remittance Advices Issued (TRA)	4,186,470.96	518,450.47	-	-	4,704,921.43	-	284,912.59	-	396,250.70	681,163.29	-	-	-	-	-	681,163.29	5,386,084.72	
Cash Disbursement Ceiling (CDC)	-	-	-	-	-	-	-	-	-	-	-	-	-	-	-	-	-	
Non-Cash Availment Authority (NCAA)	-	-	-	-	-	-	-	-	-	-	-	-	-	-	-	-	-	
Others (CDT, BTr Docs Stamp, etc.)	-	-	-	-	-	-	-	-	-	-	-	-	-	-	-	-	-	
GRAND TOTAL	40,018,191.26	16,419,880.77	50,399,370.00	-	106,837,442.03	-	5,327,746.65	5,500.00	7,396,679.92	12,729,926.57	-	-	-	-	-	12,729,926.57	119,567,368.60	

SUMMARY:

	Previous Report (Jan-Mar)	This month (April)	As of Date
Total Disbursement Authorities Received			
Unutilized NCA of previous month	-	-	-
NCA	344,532,681.00	231,689,000.00	576,221,681.00
Working Fund	-	-	-
TRA	20,176,654.21	5,386,084.72	25,562,738.93
CDC	-	-	-
NCAA	-	-	-
Others (CDT, BTr Docs Stamp, etc.)	-	-	-
Less: Notice of Transfer Allocations (NTA)* issued	-	-	-
Total Disbursements Authorities Available	364,709,335.21	237,075,084.72	601,784,419.93
Less: Lapsed NCA	52,776,931.00	-	52,776,931.00
Disbursements	311,932,404.21	119,567,368.60	431,499,772.81
Balance of Disbursements Authorities as of to date	-	117,507,716.12	117,507,716.12



MONTHLY REPORT OF DISBURSEMENTS
for the month of April 2019

Appendix 23
FAR No. 1
ALL FUNDS
CENTRAL OFFICE & REGIONAL OFFICES

COMMISSION ON ACCOUNTS
BUREAU OF THE TREASURY

RECEIVED

BY: Fredrick Justin V. Gatchalian
DATE MAY 20 2019 TIME: 11:13 am

Department : DEPARTMENT OF FINANCE
Agency : BUREAU OF THE TREASURY
Operating Unit : CENTRAL OFFICE & REGIONAL OFFICES
Organization Code (UACS) : 11-005-00-00000
Funding Source Code (as clustered) : ALL FUNDS
(e.g. Old Fund Code: 101,102, 151)

PARTICULARS	TRUST LIABILITIES				GRAND TOTAL					Remarks
	PS	MOOE	CO	TOTAL	PS	MOOE	Fin. Exp	CO	TOTAL	
1	19	20	21	22=(19+20+21)	23	24	25	26	27=(23+24+25+26)	28
April										
Notice of Cash Allocation (NCA)										
MDS Checks Issued	-	-	-	-	4,314,173.92	6,907,495.67	-	-	11,221,669.59	
Advice to Debit Account	-	-	-	-	31,517,546.38	14,036,768.69	50,404,870.00	7,000,429.22	102,959,614.29	
Working Fund (NCA issued to BTr)										
Tax Remittance Advices Issued (TRA)	-	-	-	-	4,186,470.96	803,363.06	-	396,250.70	5,386,084.72	
Cash Disbursement Ceiling (CDC)										
Non-Cash Availment Authority (NCAA)										
Others (CDT, BTr Docs Stamp, etc.)										
Total	-	-	-	-	40,018,191.26	21,747,627.42	50,404,870.00	7,396,679.92	119,567,368.60	
May										
Notice of Cash Allocation (NCA)										
MDS Checks Issued	-	-	-	-	-	-	-	-	-	
Advice to Debit Account	-	-	-	-	-	-	-	-	-	
Tax Remittance Advices Issued (TRA)	-	-	-	-	-	-	-	-	-	
Cash Disbursement Ceiling (CDC)					-	-	-	-	-	
Non-Cash Availment Authority (NCAA)					-	-	-	-	-	
Others (CDT, BTr Docs Stamp, etc.)					-	-	-	-	-	
Total					-	-	-	-	-	
June										
Notice of Cash Allocation (NCA)										
MDS Checks Issued	-	-	-	-	-	-	-	-	-	
Advice to Debit Account	-	-	-	-	-	-	-	-	-	
Tax Remittance Advices Issued (TRA)	-	-	-	-	-	-	-	-	-	
Cash Disbursement Ceiling (CDC)					-	-	-	-	-	
Non-Cash Availment Authority (NCAA)					-	-	-	-	-	
Others (CDT, BTr Docs Stamp, etc.)					-	-	-	-	-	
Total					-	-	-	-	-	
2nd Quarter										
Notice of Cash Allocation (NCA)										
MDS Checks Issued	-	-	-	-	4,314,173.92	6,907,495.67	-	-	11,221,669.59	
Advice to Debit Account	-	-	-	-	31,517,546.38	14,036,768.69	50,404,870.00	7,000,429.22	102,959,614.29	
Tax Remittance Advices Issued (TRA)	-	-	-	-	4,186,470.96	803,363.06	-	396,250.70	5,386,084.72	
Cash Disbursement Ceiling (CDC)										
Non-Cash Availment Authority (NCAA)										
Others (CDT, BTr Docs Stamp, etc.)										
GRAND TOTAL					40,018,191.26	21,747,627.42	50,404,870.00	7,396,679.92	119,567,368.60	

Total Disbursements Program (BED 3)**
Less: * Actual Disbursements
(Over)/Under spending

Previous month (Jan-Mar)	This month (April)	As of Date
3,957,158,959.60	298,918,433.19	4,256,077,392.79
311,932,404.21	119,567,368.60	431,499,772.81
3,645,226,555.39	179,351,064.59	3,824,577,619.98

** includes NCAs for Terminal Leave Benefits & Retirement Gratuity

Certified Correct:

REYNALDO Z. DELOS SANTOS
OIC, Bureau Accounting Division
Date: _____

Recommended by:

MARITES B. MASARAR
Director III, Accounting Service
Date: _____

Approved by:

SHARON P. ALMANZA, CESO II
Deputy Treasurer of the Philippines
Date: _____



MONTHLY REPORT OF DISBURSEMENTS
for the month of April 2019

FAR No. 4
01 (REGULAR AGENCY FUND)
CENTRAL OFFICE & REGIONAL OFFICES

Department : DEPARTMENT OF FINANCE
Agency : BUREAU OF THE TREASURY
Operating Unit : CENTRAL OFFICE & REGIONAL OFFICES
Organization Code (UACS): 11-005-00-00000
Funding Source Code (as clustered): 01 (Regular Agency Fund)
(e.g. Old Fund Code: 101,102, 151)

PARTICULARS	CURRENT YEAR BUDGET					PRIOR YEAR'S BUDGET											SUB-TOTAL
	PS	MOOE	Fin. Exp	CO	TOTAL	PRIOR YEAR'S ACCOUNTS PAYABLE					CY ACCOUNTS PAYABLE (Charged Against Cont. Appro CY2017)					TOTAL	
						PS	MOOE	Fin. Exp	CO	Sub-Total	PS	MOOE	Fin. Exp	CO	Sub-Total		
1	2	3	4	5	6= (2+ 3+4+5)	7	8	9	10	11= (7+ 8+9+10)	12	13	14	15	16= (12+ 13+14+15)	17=(11+16)	18=(6+17)
April																	
Notice of Cash Allocation (NCA)																	
MDS Checks Issued	4,314,173.92	6,611,361.82	-	-	10,925,535.74	-	296,133.85	-	-	296,133.85	-	-	-	-	-	296,133.85	11,221,669.59
Advice to Debit Account	31,517,546.38	9,290,068.48	50,399,370.00	-	91,206,984.86	-	4,746,700.21	5,500.00	7,000,429.22	11,752,629.43	-	-	-	-	-	11,752,629.43	102,959,614.29
Working Fund (NCA issued to BTr)					-	-	-	-	-	-	-	-	-	-	-	-	-
Tax Remittance Advices Issued (TRA)	4,186,470.96	518,450.47	-	-	4,704,921.43	-	284,912.59	-	396,250.70	681,163.29	-	-	-	-	-	681,163.29	5,386,084.72
Cash Disbursement Ceiling (CDC)																	
Non-Cash Availment Authority (NCAA)																	
Others (CDT, BTr Docs Stamp, etc.)																	
Total	40,018,191.26	16,419,880.77	50,399,370.00	-	106,837,442.03	-	5,327,746.65	5,500.00	7,396,679.92	12,729,926.57	-	-	-	-	-	12,729,926.57	119,567,368.60
May																	
Notice of Cash Allocation (NCA)																	
MDS Checks Issued	-	-	-	-	-	-	-	-	-	-	-	-	-	-	-	-	-
Advice to Debit Account	-	-	-	-	-	-	-	-	-	-	-	-	-	-	-	-	-
Tax Remittance Advices Issued (TRA)	-	-	-	-	-	-	-	-	-	-	-	-	-	-	-	-	-
Cash Disbursement Ceiling (CDC)																	
Non-Cash Availment Authority (NCAA)																	
Others (CDT, BTr Docs Stamp, etc.)																	
Total	-	-	-	-	-	-	-	-	-	-	-	-	-	-	-	-	-
June																	
Notice of Cash Allocation (NCA)																	
MDS Checks Issued	-	-	-	-	-	-	-	-	-	-	-	-	-	-	-	-	-
Advice to Debit Account	-	-	-	-	-	-	-	-	-	-	-	-	-	-	-	-	-
Tax Remittance Advices Issued (TRA)	-	-	-	-	-	-	-	-	-	-	-	-	-	-	-	-	-
Cash Disbursement Ceiling (CDC)																	
Non-Cash Availment Authority (NCAA)																	
Others (CDT, BTr Docs Stamp, etc.)																	
Total	-	-	-	-	-	-	-	-	-	-	-	-	-	-	-	-	-
2nd Quarter																	
Notice of Cash Allocation (NCA)																	
MDS Checks Issued	4,314,173.92	6,611,361.82	-	-	10,925,535.74	-	296,133.85	-	-	296,133.85	-	-	-	-	-	296,133.85	11,221,669.59
Advice to Debit Account	31,517,546.38	9,290,068.48	50,399,370.00	-	91,206,984.86	-	4,746,700.21	5,500.00	7,000,429.22	11,752,629.43	-	-	-	-	-	11,752,629.43	102,959,614.29
Tax Remittance Advices Issued (TRA)	4,186,470.96	518,450.47	-	-	4,704,921.43	-	284,912.59	-	396,250.70	681,163.29	-	-	-	-	-	681,163.29	5,386,084.72
Cash Disbursement Ceiling (CDC)																	
Non-Cash Availment Authority (NCAA)																	
Others (CDT, BTr Docs Stamp, etc.)																	
GRAND TOTAL	40,018,191.26	16,419,880.77	50,399,370.00	-	106,837,442.03	-	5,327,746.65	5,500.00	7,396,679.92	12,729,926.57	-	-	-	-	-	12,729,926.57	119,567,368.60

SUMMARY:

	Previous Report (Jan-Mar)	This month (April)	As of Date
Total Disbursement Authorities Received			
Unutilized NCA of previous month	-	-	-
NCA	341,705,525.00	231,589,000.00	573,294,525.00
Working Fund	-	-	-
TRA	20,176,654.21	5,386,084.72	25,562,738.93
CDC	-	-	-
NCAA	-	-	-
Others (CDT, BTr Docs Stamp, etc.)	-	-	-
Less: Notice of Transfer Allocations (NTA)* issued			
Total Disbursements Authorities Available	361,882,179.21	236,975,084.72	598,857,263.93
Less: Lapsed NCA	52,585,302.07	-	52,585,302.07
Disbursements	309,296,877.14	119,567,368.60	428,864,245.74
Balance of Disbursements Authorities as of to date	-	117,407,716.12	117,407,716.12



MONTHLY REPORT OF DISBURSEMENTS
for the month of April 2019

FAR No. 4
01 (REGULAR AGENCY FUND)
CENTRAL OFFICE & REGIONAL OFFICES

COMMISSION ON AUDIT
BUREAU OF THE TREASURY

RECEIVED

BY: Fredrick Justin V. Gatchalian
DATE: MAY 20 2019 TIME: 1:13 PM

Department : DEPARTMENT OF FINANCE
Agency : BUREAU OF THE TREASURY
Operating Unit : CENTRAL OFFICE & REGIONAL OFFICES
Organization Code (UACS) : 11-005-00-00000
Funding Source Code (as clustered): 01 (Regular Agency Fund)
(e.g. Old Fund Code: 101,102, 151)

PARTICULARS	TRUST LIABILITIES				GRAND TOTAL					Remarks
	PS	MOOE	CO	TOTAL	PS	MOOE	Fin. Exp	CO	TOTAL	
1	19	20	21	22=(19+20+21)	23	24	25	26	27=(23+24+25+26)	28
April										
Notice of Cash Allocation (NCA)										
MDS Checks Issued	-	-	-	-	4,314,173.92	6,907,495.67	-	-	11,221,669.59	
Advice to Debit Account	-	-	-	-	31,517,546.38	14,036,768.69	50,404,870.00	7,000,429.22	102,959,614.29	
Working Fund (NCA issued to BTr)										
Tax Remittance Advices Issued (TRA)	-	-	-	-	4,186,470.96	803,363.06	-	396,250.70	5,386,084.72	
Cash Disbursement Ceiling (CDC)					-	-	-	-	-	
Non-Cash Availment Authority (NCAA)					-	-	-	-	-	
Others (CDT, BTr Docs Stamp, etc.)					-	-	-	-	-	
Total	-	-	-	-	40,018,191.26	21,747,627.42	50,404,870.00	7,396,679.92	119,567,368.60	
May										
Notice of Cash Allocation (NCA)										
MDS Checks Issued	-	-	-	-	-	-	-	-	-	
Advice to Debit Account	-	-	-	-	-	-	-	-	-	
Tax Remittance Advices Issued (TRA)	-	-	-	-	-	-	-	-	-	
Cash Disbursement Ceiling (CDC)					-	-	-	-	-	
Non-Cash Availment Authority (NCAA)					-	-	-	-	-	
Others (CDT, BTr Docs Stamp, etc.)					-	-	-	-	-	
Total	-	-	-	-	-	-	-	-	-	
June										
Notice of Cash Allocation (NCA)										
MDS Checks Issued	-	-	-	-	-	-	-	-	-	
Advice to Debit Account	-	-	-	-	-	-	-	-	-	
Tax Remittance Advices Issued (TRA)	-	-	-	-	-	-	-	-	-	
Cash Disbursement Ceiling (CDC)					-	-	-	-	-	
Non-Cash Availment Authority (NCAA)					-	-	-	-	-	
Others (CDT, BTr Docs Stamp, etc.)					-	-	-	-	-	
Total	-	-	-	-	-	-	-	-	-	
2nd Quarter										
Notice of Cash Allocation (NCA)										
MDS Checks Issued	-	-	-	-	4,314,173.92	6,907,495.67	-	-	11,221,669.59	
Advice to Debit Account	-	-	-	-	31,517,546.38	14,036,768.69	50,404,870.00	7,000,429.22	102,959,614.29	
Tax Remittance Advices Issued (TRA)	-	-	-	-	4,186,470.96	803,363.06	-	396,250.70	5,386,084.72	
Cash Disbursement Ceiling (CDC)					-	-	-	-	-	
Non-Cash Availment Authority (NCAA)					-	-	-	-	-	
Others (CDT, BTr Docs Stamp, etc.)					-	-	-	-	-	
Total	-	-	-	-	40,018,191.26	21,747,627.42	50,404,870.00	7,396,679.92	119,567,368.60	
GRAND TOTAL	-	-	-	-	40,018,191.26	21,747,627.42	50,404,870.00	7,396,679.92	119,567,368.60	

Previous Month (Jan-Mar)		
Mar	This month (April)	As of Date
3,954,133,959.60	298,818,433.19	4,252,952,392.79
309,296,877.14	119,567,368.60	428,864,245.74
3,644,837,082.46	179,251,064.59	3,824,088,147.05

Total Disbursements Program (BED 3)**
Less: * Actual Disbursements
(Over)/Under spending

** includes NCAs for Terminal Leave Benefits & Retirement Gratuity

Certified Correct:

REYNALDO Z. DELOS SANTOS
OIC, Bureau Accounting Division

Date: _____

Recommended by:

MARITES B. MASARAP
Director III, Accounting Service

Date: _____

Approved by:

SHARON P. ALMANZA, CESO II
Deputy Treasurer of the Philippines

Date: _____



MONTHLY REPORT OF DISBURSEMENTS
for the month of April 2019

Funding the Republic

Department : DEPARTMENT OF FINANCE
Agency : BUREAU OF THE TREASURY
Operating Unit : CENTRAL OFFICE
Organization Code (UACS) : 11-005-00-00000
Funding Source Code (as clustered): ALL FUNDS

PARTICULARS	CURRENT YEAR BUDGET					PRIOR YEAR'S BUDGET											SUB-TOTAL
	PS	MOOE	Fin. Exp	CO	TOTAL	PRIOR YEAR'S ACCOUNTS PAYABLE					CURRENT YEAR'S ACCOUNTS PAYABLE (Charged Against Cont. Approp CY 2017)					TOTAL	
						PS	MOOE	Fin. Exp	CO	Sub-Total	PS	MOOE	Fin. Exp	CO	Sub-Total		
1	2	3	4	5	6= (2+ 3+4+5)	7	8	9	10	11= (7+ 8+9+10)	12	13	14	15	16= (12+ 13+14+15)	17=(11+16)	18=(6+17)
April																	
Notice of Cash Allocation (NCA)																	
MDS Checks Issued	1,139.14	4,940,162.47	-	-	4,941,301.61	-	296,133.85	-	-	296,133.85	-	-	-	-	-	296,133.85	5,237,435.46
Advice to Debit Account	12,034,476.91	5,977,271.98	50,399,370.00	-	68,411,118.89	-	4,746,700.21	5,500.00	7,000,429.22	11,752,629.43	-	-	-	-	-	11,752,629.43	80,163,748.32
Working Fund (NCA issued to BTr)																	
Tax Remittance Advices Issued (TRA)	1,984,052.13	353,664.13	-	-	2,337,716.26	-	284,912.59	-	396,250.70	681,163.29	-	-	-	-	-	681,163.29	3,018,879.55
Cash Disbursement Ceiling (CDC)																	
Non-Cash Availment Authority (NCAA)																	
Others (CDT, BTr Docs Stamp, etc.)																	
Total	14,019,668.18	11,271,098.58	50,399,370.00		75,690,136.76	-	5,327,746.65	5,500.00	7,396,679.92	12,729,926.57	-	-	-	-	-	12,729,926.57	88,420,063.33
May																	
Notice of Cash Allocation (NCA)																	
MDS Checks Issued	-	-	-	-	-	-	-	-	-	-	-	-	-	-	-	-	-
Advice to Debit Account	-	-	-	-	-	-	-	-	-	-	-	-	-	-	-	-	-
Tax Remittance Advices Issued (TRA)	-	-	-	-	-	-	-	-	-	-	-	-	-	-	-	-	-
Cash Disbursement Ceiling (CDC)																	
Non-Cash Availment Authority (NCAA)																	
Others (CDT, BTr Docs Stamp, etc.)																	
Total	-	-	-	-	-	-	-	-	-	-	-	-	-	-	-	-	-
June																	
Notice of Cash Allocation (NCA)																	
MDS Checks Issued	-	-	-	-	-	-	-	-	-	-	-	-	-	-	-	-	-
Advice to Debit Account	-	-	-	-	-	-	-	-	-	-	-	-	-	-	-	-	-
Tax Remittance Advices Issued (TRA)	-	-	-	-	-	-	-	-	-	-	-	-	-	-	-	-	-
Cash Disbursement Ceiling (CDC)	-	-	-	-	-	-	-	-	-	-	-	-	-	-	-	-	-
Non-Cash Availment Authority (NCAA)																	
Others (CDT, BTr Docs Stamp, etc.)																	
Total	-	-	-	-	-	-	-	-	-	-	-	-	-	-	-	-	-
2nd Quarter																	
Notice of Cash Allocation (NCA)																	
MDS Checks Issued	1,139.14	4,940,162.47	-	-	4,941,301.61	-	296,133.85	-	-	296,133.85	-	-	-	-	-	296,133.85	5,237,435.46
Advice to Debit Account	12,034,476.91	5,977,271.98	50,399,370.00	-	68,411,118.89	-	4,746,700.21	5,500.00	7,000,429.22	11,752,629.43	-	-	-	-	-	11,752,629.43	80,163,748.32
Tax Remittance Advices Issued (TRA)	1,984,052.13	353,664.13			2,337,716.26	-	284,912.59		396,250.70	681,163.29						681,163.29	3,018,879.55
Cash Disbursement Ceiling (CDC)																	
Non-Cash Availment Authority (NCAA)																	
Others (CDT, BTr Docs Stamp, etc.)																	
Total	14,019,668.18	11,271,098.58	50,399,370.00	-	75,690,136.76	-	5,327,746.65	5,500.00	7,396,679.92	12,729,926.57	-	-	-	-	-	12,729,926.57	88,420,063.33
GRAND TOTAL	14,019,668.18	11,271,098.58	50,399,370.00	-	75,690,136.76	-	5,327,746.65	5,500.00	7,396,679.92	12,729,926.57	-	-	-	-	-	12,729,926.57	88,420,063.33

SUMMARY:

	Previous Report (Jan-Mar)	This month (April)	As of Date
Total Disbursement Authorities Received	-	-	-
Unutilized NCA of previous month	344,532,681.00	231,689,000.00	576,221,681.00
NCA	-	-	-
Working Fund	15,065,974.83	3,018,879.55	18,084,854.38
TRA	-	-	-
CDC	-	-	-
NCAA	-	-	-
Others (CDT, BTr Docs Stamp, etc.)	69,743,543.90	31,196,021.90	100,939,565.80
Less: Notice of Transfer Allocations (NTA)* issued	289,855,111.93	203,511,857.65	493,366,969.58
Total Disbursements Authorities Available	50,932,494.80	-	50,932,494.80
Less: Lapsed NCA	238,922,617.13	88,420,063.33	327,342,680.46
Disbursements	-	-	-
Balance of Disbursement Authorities as of date	-	115,091,794.32	115,091,794.32



MONTHLY REPORT OF DISBURSEMENTS
for the month of April 2019

Funding the Republic

Department : DEPARTMENT OF FINANCE
Agency : BUREAU OF THE TREASURY
Operating Unit : CENTRAL OFFICE
Organization Code (UACS) : 11-005-00-00000
Funding Source Code (as clustered) : ALL FUNDS

Appendix 23
FAR No. 4
ALL FUNDS
CENTRAL OFFICE

COMMISSION ON AUDIT
BUREAU OF THE TREASURY

RECEIVED

BY: Fredrick Justin V. Gatchalian

DATE MAY 20 2019 TIME: 1:13 pm

PARTICULARS	TRUST LIABILITIES				GRAND TOTAL					Remarks
	PS	MOOE	CO	TOTAL	PS	MOOE	Fin. Exp	CO	TOTAL	
I	19	20	21	22=(19+20+21)	23	24	25	26	27=(23+24+25+26)	28
April										
Notice of Cash Allocation (NCA)										
MDS Checks Issued	-	-	-	-	1,139.14	5,236,296.32	-	-	5,237,435.46	
Advice to Debit Account	-	-	-	-	12,034,476.91	10,723,972.19	50,404,870.00	7,000,429.22	80,163,748.32	
Working Fund (NCA issued to BTr)										
Tax Remittance Advices Issued (TRA)	-	-	-	-	1,984,052.13	638,576.72	-	396,250.70	3,018,879.55	
Cash Disbursement Ceiling (CDC)										
Non-Cash Availment Authority (NCAA)										
Others (CDT, BTr Docs Stamp, etc.)										
Total	-	-	-	-	14,019,668.18	16,598,845.23	50,404,870.00	7,396,679.92	88,420,063.33	
May										
Notice of Cash Allocation (NCA)										
MDS Checks Issued	-	-	-	-						
Advice to Debit Account	-	-	-	-						
Tax Remittance Advices Issued (TRA)	-	-	-	-						
Cash Disbursement Ceiling (CDC)	-	-	-	-						
Non-Cash Availment Authority (NCAA)										
Others (CDT, BTr Docs Stamp, etc.)										
Total	-	-	-	-						
June										
Notice of Cash Allocation (NCA)										
MDS Checks Issued	-	-	-	-						
Advice to Debit Account	-	-	-	-						
Tax Remittance Advices Issued (TRA)	-	-	-	-						
Cash Disbursement Ceiling (CDC)	-	-	-	-						
Non-Cash Availment Authority (NCAA)										
Others (CDT, BTr Docs Stamp, etc.)										
Total	-	-	-	-						
2nd Quarter										
Notice of Cash Allocation (NCA)										
MDS Checks Issued	-	-	-	-	1,139.14	5,236,296.32	-	-	5,237,435.46	
Advice to Debit Account	-	-	-	-	12,034,476.91	10,723,972.19	50,404,870.00	7,000,429.22	80,163,748.32	
Tax Remittance Advices Issued (TRA)	-	-	-	-	1,984,052.13	638,576.72	-	396,250.70	3,018,879.55	
Cash Disbursement Ceiling (CDC)										
Non-Cash Availment Authority (NCAA)										
Others (CDT, BTr Docs Stamp, etc.)										
Total	-	-	-	-						
GRAND TOTAL	-	-	-	-	14,019,668.18	16,598,845.23	50,404,870.00	7,396,679.92	88,420,063.33	

Certified Correct:

REYNALDO Z. DELOS SANTOS
OIC, Bureau Accounting Division

Recommended by:

MARITES B. MASARAP
Director III, Accounting Service

Approved by:

SHARON P. ALMANZA, CESO II
Deputy Treasurer of the Philippines



MONTHLY REPORT OF DISBURSEMENTS
for the month of April 2019

Department : DEPARTMENT OF FINANCE
Agency : BUREAU OF THE TREASURY
Operating Unit : Central Office
Organization Code (UACS) : 11-005-00-00000
Funding Source Code (as clustered): 01 (Regular Agency Fund)
(e.g. Old Fund Code: 101,102, 151)

PARTICULARS	CURRENT YEAR BUDGET					PRIOR YEAR'S BUDGET											
	PS	MOOE	Fin. Exp	CO	TOTAL	PRIOR YEAR'S ACCOUNTS PAYABLE					CURRENT YEAR'S ACCOUNTS PAYABLE (Charged Against Cont. Approp. CY 2017)					TOTAL	SUB-TOTAL
						PS	MOOE	Fin. Exp	CO	Sub-Total	PS	MOOE	Fin. Exp	CO	Sub-Total		
1	2	3	4	5	6= (2+ 3+4+5)	7	8	9	10	11= (7+ 8+9+10)	12	13	14	15	16= (12+ 13+14+15)	17=(11+16)	18=(6+17)
April																	
Notice of Cash Allocation (NCA)					-												-
MDS Checks Issued	1,139.14	4,940,162.47			4,941,301.61		296,133.85			296,133.85					-	296,133.85	5,237,435.46
Advice to Debit Account	12,034,476.91	5,977,271.98	50,399,370.00		68,411,118.89		4,746,700.21	5,500.00	7,000,429.22	11,752,629.43					-	11,752,629.43	80,163,748.32
Working Fund (NCA issued to BTr)					-					-					-		-
Tax Remittance Advices Issued (TRA)	1,984,052.13	353,664.13			2,337,716.26		284,912.59	-	396,250.70	681,163.29					-	681,163.29	3,018,879.55
Cash Disbursement Ceiling (CDC)					-					-					-		-
Non-Cash Availment Authority (NCAA)					-					-					-		-
Others (CDT, BTr Docs Stamp, etc.)					-					-					-		-
Total	14,019,668.18	11,271,098.58	50,399,370.00	-	75,690,136.76	-	5,327,746.65	5,500.00	7,396,679.92	12,729,926.57	-	-	-	-	-	12,729,926.57	88,420,063.33
May																	
Notice of Cash Allocation (NCA)					-					-					-	-	-
MDS Checks Issued					-					-					-	-	-
Advice to Debit Account					-					-					-	-	-
Tax Remittance Advices Issued (TRA)					-					-					-	-	-
Cash Disbursement Ceiling (CDC)					-					-					-	-	-
Non-Cash Availment Authority (NCAA)					-					-					-	-	-
Others (CDT, BTr Docs Stamp, etc.)					-					-					-	-	-
Total	-	-	-	-	-	-	-	-	-	-	-	-	-	-	-	-	-
June																	
Notice of Cash Allocation (NCA)					-					-					-	-	-
MDS Checks Issued					-					-					-	-	-
Advice to Debit Account					-					-					-	-	-
Tax Remittance Advices Issued (TRA)					-					-					-	-	-
Cash Disbursement Ceiling (CDC)					-					-					-	-	-
Non-Cash Availment Authority (NCAA)					-					-					-	-	-
Others (CDT, BTr Docs Stamp, etc.)					-					-					-	-	-
Total	-	-	-	-	-	-	-	-	-	-	-	-	-	-	-	-	-
2nd Quarter																	
Notice of Cash Allocation (NCA)					-					-					-	-	-
MDS Checks Issued	1,139.14	4,940,162.47			4,941,301.61		296,133.85			296,133.85					-	296,133.85	5,237,435.46
Advice to Debit Account	12,034,476.91	5,977,271.98	50,399,370.00		68,411,118.89		4,746,700.21	5,500.00	7,000,429.22	11,752,629.43					-	11,752,629.43	80,163,748.32
Tax Remittance Advices Issued (TRA)	1,984,052.13	353,664.13			2,337,716.26		284,912.59		396,250.70	681,163.29					-	681,163.29	3,018,879.55
Cash Disbursement Ceiling (CDC)					-					-					-		-
Non-Cash Availment Authority (NCAA)					-					-					-		-
Others (CDT, BTr Docs Stamp, etc.)					-					-					-		-
GRAND TOTAL	14,019,668.18	11,271,098.58	50,399,370.00	-	75,690,136.76	-	5,327,746.65	5,500.00	7,396,679.92	12,729,926.57	-	-	-	-	-	12,729,926.57	88,420,063.33

SUMMARY:

	Previous Report (Jan-Mar)	This month (April)	As of Date
Total Disbursement Authorities Received			
Unutilized NCA of previous month	-	-	
NCA	341,705,525.00	231,589,000.00	573,294,525.00
Working Fund			
TRA	15,065,974.83	3,018,879.55	18,084,854.38
CDC			
NCAA			
Others (CDT, BTr Docs Stamp, etc.)			
Less: Notice of Transfer Allocations (NTA)* issued	69,743,543.90	31,196,021.90	100,939,565.80
Total Disbursements Authorities Available	287,027,955.93	203,411,857.65	490,439,813.58
Less: Lapsed NCA	50,740,865.87	-	50,740,865.87
Disbursements	236,287,090.06	88,420,063.33	324,707,153.39
Balance of Disbursement Authorities as of to date	-	114,991,794.32	114,991,794.32

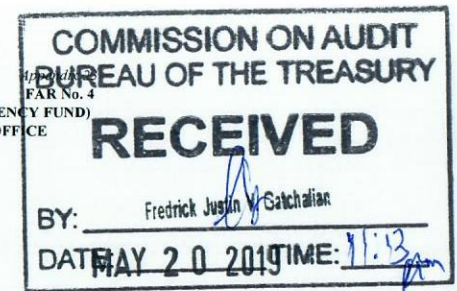
**NCA for previous Report (January-March 2019) decreased by 42,289.36 representing Trust Receipts with NCA-BMB-A-19-0004420 dated March 22, 2019 reflected last report but should be reported by NG.



MONTHLY REPORT OF DISBURSEMENTS
for the month of April 2019

Department : DEPARTMENT OF FINANCE
Agency : BUREAU OF THE TREASURY
Operating Unit : Central Office
Organization Code (UACS) : 11-005-00-00000
Funding Source Code (as clustered) : 01 (Regular Agency Fund)
(e.g. Old Fund Code: 101,102, 151)

01 (REGULAR AGENCY FUND)
CENTRAL OFFICE



PARTICULARS	TRUST LIABILITIES				GRAND TOTAL					Remarks
	PS	MOOE	CO	TOTAL	PS	MOOE	Fin. Exp	CO	TOTAL	
I	19	20	21	22=(19+20+21)	23	24	25	26	27=(23+24+25+26)	28
April										
Notice of Cash Allocation (NCA)				-	-	-	-	-	-	
MDS Checks Issued				-	1,139.14	5,236,296.32	-	-	5,237,435.46	
Advice to Debit Account				-	12,034,476.91	10,723,972.19	50,404,870.00	7,000,429.22	80,163,748.32	
Working Fund (NCA issued to BTr)				-	-	-	-	-	-	
Tax Remittance Advices Issued (TRA)				-	1,984,052.13	638,576.72	-	396,250.70	3,018,879.55	
Cash Disbursement Ceiling (CDC)				-	-	-	-	-	-	
Non-Cash Availment Authority (NCAA)				-	-	-	-	-	-	
Others (CDT, BTr Docs Stamp, etc.)				-	-	-	-	-	-	
Total	-	-	-	-	14,019,668.18	16,598,845.23	50,404,870.00	7,396,679.92	88,420,063.33	
May										
Notice of Cash Allocation (NCA)				-	-	-	-	-	-	
MDS Checks Issued				-	-	-	-	-	-	
Advice to Debit Account				-	-	-	-	-	-	
Tax Remittance Advices Issued (TRA)				-	-	-	-	-	-	
Cash Disbursement Ceiling (CDC)				-	-	-	-	-	-	
Non-Cash Availment Authority (NCAA)				-	-	-	-	-	-	
Others (CDT, BTr Docs Stamp, etc.)				-	-	-	-	-	-	
Total	-	-	-	-	-	-	-	-	-	
June										
Notice of Cash Allocation (NCA)				-	-	-	-	-	-	
MDS Checks Issued				-	-	-	-	-	-	
Advice to Debit Account				-	-	-	-	-	-	
Tax Remittance Advices Issued (TRA)				-	-	-	-	-	-	
Cash Disbursement Ceiling (CDC)				-	-	-	-	-	-	
Non-Cash Availment Authority (NCAA)				-	-	-	-	-	-	
Others (CDT, BTr Docs Stamp, etc.)				-	-	-	-	-	-	
Total	-	-	-	-	-	-	-	-	-	
2nd Quarter										
Notice of Cash Allocation (NCA)				-	-	-	-	-	-	
MDS Checks Issued	-	-	-	-	1,139.14	5,236,296.32	-	-	5,237,435.46	
Advice to Debit Account	-	-	-	-	12,034,476.91	10,723,972.19	50,404,870.00	7,000,429.22	80,163,748.32	
Tax Remittance Advices Issued (TRA)	-	-	-	-	1,984,052.13	638,576.72	-	396,250.70	3,018,879.55	
Cash Disbursement Ceiling (CDC)				-	-	-	-	-	-	
Non-Cash Availment Authority (NCAA)				-	-	-	-	-	-	
Others (CDT, BTr Docs Stamp, etc.)				-	-	-	-	-	-	
GRAND TOTAL	-	-	-	-	14,019,668.18	16,598,845.23	50,404,870.00	7,396,679.92	88,420,063.33	

Certified Correct:

REYNALDO Z. DELOS SANTOS
OIC, Bureau Accounting Division

Recommended by:

MARITES B. MASARAP
Director III, Accounting Service

Approved by:

SHARON P. ALMANZA, CESO II
Deputy Treasurer of the Philippines



MONTHLY REPORT OF DISBURSEMENTS
for the month of April 2019

Department : DEPARTMENT OF FINANCE
Agency : BUREAU OF THE TREASURY
Operating Unit : CENTRAL OFFICE
Organization Code (UACS) : 11-005-00-00000
Funding Source Code (as clustered) : 04 (SPECIAL ACCOUNT - FOREIGN ASSISTED/GRANTS)

COMMISSION ON AUDIT
BUREAU OF THE TREASURY
RECEIVED

BY: Fredrick Justin V. Gatchalian
DATE: MAY 20 2019 TIME: 11:13 PM

PARTICULARS	CURRENT YEAR BUDGET					PRIOR YEAR'S BUDGET											SUB-TOTAL	TRUST LIABILITIES				GRAND TOTAL					Remarks
	PS	MOOE	Fin. Exp	CO	TOTAL	PRIOR YEAR'S ACCOUNTS PAYABLE					CURRENT YEAR'S ACCOUNTS PAYABLE (Charged Against Cont. Approp CY 2017)					TOTAL		PS	MOOE	CO	TOTAL	PS	MOOE	Fin. Exp	CO	TOTAL	
						PS	MOOE	Fin. Exp	CO	Sub-Total	PS	MOOE	Fin. Exp	CO	Sub-Total												
1	2	3	4	5	6= (2+ 3+4+5)	7	8	9	10	11= (7+ 8+9+10)	12	13	14	15	16= (12+ 13+14+15)	17=(11+16)	18=(6+17)	19	20	21	22=(19 +20+21)	23	24	25	26	27=(23+24+25+ 26)	28
April																											
Notice of Cash Allocation (NCA)					-					-					-	-	-				-	-	-	-	-	-	-
MDS Checks Issued					-					-					-	-	-				-	-	-	-	-	-	-
Advice to Debit Account					-					-					-	-	-				-	-	-	-	-	-	-
Working Fund (NCA issued to BTr)					-					-					-	-	-				-	-	-	-	-	-	-
Tax Remittance Advices Issued (TRA)					-					-					-	-	-				-	-	-	-	-	-	-
Cash Disbursement Ceiling (CDC)					-					-					-	-	-				-	-	-	-	-	-	-
Non-Cash Availment Authority (NCAA)					-					-					-	-	-				-	-	-	-	-	-	-
Others (CDT, BTr Docs Stamp, etc.)					-					-					-	-	-				-	-	-	-	-	-	-
Total	-	-	-	-	-	-	-	-	-	-	-	-	-	-	-	-	-	-	-	-	-	-	-	-	-	-	-
May																											
Notice of Cash Allocation (NCA)					-					-					-	-	-				-	-	-	-	-	-	-
MDS Checks Issued					-					-					-	-	-				-	-	-	-	-	-	-
Advice to Debit Account					-					-					-	-	-				-	-	-	-	-	-	-
Tax Remittance Advices Issued (TRA)					-					-					-	-	-				-	-	-	-	-	-	-
Cash Disbursement Ceiling (CDC)					-					-					-	-	-				-	-	-	-	-	-	-
Non-Cash Availment Authority (NCAA)					-					-					-	-	-				-	-	-	-	-	-	-
Others (CDT, BTr Docs Stamp, etc.)					-					-					-	-	-				-	-	-	-	-	-	-
Total	-	-	-	-	-	-	-	-	-	-	-	-	-	-	-	-	-	-	-	-	-	-	-	-	-	-	-
June																											
Notice of Cash Allocation (NCA)					-					-					-	-	-				-	-	-	-	-	-	-
MDS Checks Issued					-					-					-	-	-				-	-	-	-	-	-	-
Advice to Debit Account					-					-					-	-	-				-	-	-	-	-	-	-
Tax Remittance Advices Issued (TRA)					-					-					-	-	-				-	-	-	-	-	-	-
Cash Disbursement Ceiling (CDC)					-					-					-	-	-				-	-	-	-	-	-	-
Non-Cash Availment Authority (NCAA)					-					-					-	-	-				-	-	-	-	-	-	-
Others (CDT, BTr Docs Stamp, etc.)					-					-					-	-	-				-	-	-	-	-	-	-
Total	-	-	-	-	-	-	-	-	-	-	-	-	-	-	-	-	-	-	-	-	-	-	-	-	-	-	-
2nd Quarter																											
Notice of Cash Allocation (NCA)					-					-					-	-	-				-	-	-	-	-	-	-
MDS Checks Issued	-	-	-	-	-	-	-	-	-	-	-	-	-	-	-	-	-				-	-	-	-	-	-	-
Advice to Debit Account	-	-	-	-	-	-	-	-	-	-	-	-	-	-	-	-	-				-	-	-	-	-	-	-
Tax Remittance Advices Issued (TRA)	-	-	-	-	-	-	-	-	-	-	-	-	-	-	-	-	-				-	-	-	-	-	-	-
Cash Disbursement Ceiling (CDC)					-					-					-	-	-				-	-	-	-	-	-	-
Non-Cash Availment Authority (NCAA)					-					-					-	-	-				-	-	-	-	-	-	-
Others (CDT, BTr Docs Stamp, etc.)					-					-					-	-	-				-	-	-	-	-	-	-
GRAND TOTAL	-	-	-	-	-	-	-	-	-	-	-	-	-	-	-	-	-	-	-	-	-	-	-	-	-	-	-

SUMMARY:

	Previous Report (Jan-Mar)	This month (April)	As of Date
Total Disbursement Authorities Received			
Unutilized NCA of previous month	-	-	-
NCA	2,827,156.00	100,000.00	2,927,156.00
Working Fund	-	-	-
TRA	-	-	-
CDC	-	-	-
NCAA	-	-	-
Others (CDT, BTr Docs Stamp, etc.)	-	-	-
Less: Notice of Transfer Allocations (NTA)* issued			
Total Disbursements Authorities Available	2,827,156.00	100,000.00	2,927,156.00
Less: Lapsed NCA	191,628.93	-	191,628.93
Disbursements	2,635,527.07	-	2,635,527.07
Balance of Disbursement Authorities as of to date	-	100,000.00	100,000.00

	Previous Month (Jan-March)	This month (April)	As of Date
Total Disbursements Program (BED 3)**	3,025,000.00	100,000.00	3,125,000.00
Less: * Actual Disbursements	2,635,527.07	-	2,635,527.07
(Over)/Under spending	389,472.93	100,000.00	489,472.93


Certified Correct:
REYNALDO Z. DE LOS SANTOS
OIC, Bureau Accounting Division
Date:

Recommended by:
MARITES B. MASARAP
Director III, Accounting Service
Date:

Approved by:
SHARON P. ALMANZA, CESO II
Deputy Treasurer of the Philippines
Date:



MONTHLY REPORT OF DISBURSEMENTS
for the month of April 2019



Appendix 23
FAR No. 4
01 (REGULAR AGENCY FUND)
REGIONAL OFFICES

Department : DEPARTMENT OF FINANCE
Agency : BUREAU OF THE TREASURY
Operating Unit : REGIONAL OFFICES
Organization Code (UACS) : 11-005-00-00000
Funding Source Code (as clustered): 01 (Regular Agency Fund)
(e.g. Old Fund Code: 101,102, 151)

PARTICULARS	CURRENT YEAR BUDGET					PRIOR YEAR'S BUDGET											SUB-TOTAL	TRUST LIABILITIES				GRAND TOTAL					Remarks
	PS	MOOE	Fin. Exp	CO	TOTAL	PRIOR YEAR'S ACCOUNTS PAYABLE					CURRENT YEAR'S ACCOUNTS PAYABLE (Charged Against Cont. Approp CY 2017)					TOTAL		PS	MOOE	CO	TOTAL	PS	MOOE	Fin. Exp	CO	TOTAL	
						PS	MOOE	Fin. Exp	CO	Sub-Total	PS	MOOE	Fin. Exp	CO	Sub-Total												
1	2	3	4	5	6=(2+3+4+5)	7	8	9	10	11=(7+8+9+10)	12	13	14	15	16=(12+13+14+15)	17=(11+16)	18=(6+17)	19	20	21	22=(19+20+21)	23	24	25	26	27=(23+24+25+26)	28
April																											
Notice of Cash Allocation (NCA)					-																						
MDS Checks Issued	4,313,034.78	1,671,199.35	-	-	5,984,234.13	-	-	-	-	-	-	-	-	-	-	-	5,984,234.13	-	-	-	-	4,313,034.78	1,671,199.35	-	-	5,984,234.13	
Advice to Debit Account	19,483,069.47	3,312,796.50	-	-	22,795,865.97	-	-	-	-	-	-	-	-	-	-	-	22,795,865.97	-	-	-	-	19,483,069.47	3,312,796.50	-	-	22,795,865.97	
Working Fund (NCA issued to BTr)					-																						
Tax Remittance Advices Issued (TRA)	2,202,418.83	164,786.34	-	-	2,367,205.17	-	-	-	-	-	-	-	-	-	-	-	2,367,205.17	-	-	-	-	2,202,418.83	164,786.34	-	-	2,367,205.17	
Cash Disbursement Ceiling (CDC)					-																						
Non-Cash Availment Authority (NCAA)					-																						
Others (CDT, BTr Docs Stamp, etc.)					-																						
Total	25,998,523.08	5,148,782.19	-	-	31,147,305.27	-	-	-	-	-	-	-	-	-	-	-	31,147,305.27	-	-	-	-	25,998,523.08	5,148,782.19	-	-	31,147,305.27	
May																											
Notice of Cash Allocation (NCA)					-																						
MDS Checks Issued	-	-	-	-	-	-	-	-	-	-	-	-	-	-	-	-	-	-	-	-	-	-	-	-	-	-	
Advice to Debit Account	-	-	-	-	-	-	-	-	-	-	-	-	-	-	-	-	-	-	-	-	-	-	-	-	-	-	
Tax Remittance Advices Issued (TRA)	-	-	-	-	-	-	-	-	-	-	-	-	-	-	-	-	-	-	-	-	-	-	-	-	-	-	
Cash Disbursement Ceiling (CDC)	-	-	-	-	-	-	-	-	-	-	-	-	-	-	-	-	-	-	-	-	-	-	-	-	-	-	
Non-Cash Availment Authority (NCAA)	-	-	-	-	-	-	-	-	-	-	-	-	-	-	-	-	-	-	-	-	-	-	-	-	-	-	
Others (CDT, BTr Docs Stamp, etc.)	-	-	-	-	-	-	-	-	-	-	-	-	-	-	-	-	-	-	-	-	-	-	-	-	-	-	
Total	-	-	-	-	-	-	-	-	-	-	-	-	-	-	-	-	-	-	-	-	-	-	-	-	-	-	
June																											
Notice of Cash Allocation (NCA)					-																						
MDS Checks Issued	-	-	-	-	-	-	-	-	-	-	-	-	-	-	-	-	-	-	-	-	-	-	-	-	-	-	
Advice to Debit Account	-	-	-	-	-	-	-	-	-	-	-	-	-	-	-	-	-	-	-	-	-	-	-	-	-	-	
Tax Remittance Advices Issued (TRA)	-	-	-	-	-	-	-	-	-	-	-	-	-	-	-	-	-	-	-	-	-	-	-	-	-	-	
Cash Disbursement Ceiling (CDC)	-	-	-	-	-	-	-	-	-	-	-	-	-	-	-	-	-	-	-	-	-	-	-	-	-	-	
Non-Cash Availment Authority (NCAA)	-	-	-	-	-	-	-	-	-	-	-	-	-	-	-	-	-	-	-	-	-	-	-	-	-	-	
Others (CDT, BTr Docs Stamp, etc.)	-	-	-	-	-	-	-	-	-	-	-	-	-	-	-	-	-	-	-	-	-	-	-	-	-	-	
Total	-	-	-	-	-	-	-	-	-	-	-	-	-	-	-	-	-	-	-	-	-	-	-	-	-	-	
2nd Quarter																											
Notice of Cash Allocation (NCA)					-																						
MDS Checks Issued	4,313,034.78	1,671,199.35	-	-	5,984,234.13	-	-	-	-	-	-	-	-	-	-	-	5,984,234.13	-	-	-	-	4,313,034.78	1,671,199.35	-	-	5,984,234.13	
Advice to Debit Account	19,483,069.47	3,312,796.50	-	-	22,795,865.97	-	-	-	-	-	-	-	-	-	-	-	22,795,865.97	-	-	-	-	19,483,069.47	3,312,796.50	-	-	22,795,865.97	
Tax Remittance Advices Issued (TRA)	2,202,418.83	164,786.34	-	-	2,367,205.17	-	-	-	-	-	-	-	-	-	-	-	2,367,205.17	-	-	-	-	2,202,418.83	164,786.34	-	-	2,367,205.17	
Cash Disbursement Ceiling (CDC)					-																						
Non-Cash Availment Authority (NCAA)					-																						
Others (CDT, BTr Docs Stamp, etc.)					-																						
GRAND TOTAL	25,998,523.08	5,148,782.19	-	-	31,147,305.27	-	-	-	-	-	-	-	-	-	-	-	31,147,305.27	-	-	-	-	25,998,523.08	5,148,782.19	-	-	31,147,305.27	

SUMMARY:

	Previous Report (Jan-Mar)	This month (April)	As of Date
Total Disbursement Authorities Received			
Unutilized NTA of previous month	-	-	
NTA	69,743,543.90	31,196,021.90	100,939,565.80
Working Fund			
TRA	5,110,679.38	2,367,205.17	7,477,884.55
CDC	-	-	
NCAA	-	-	
Others (CDT, BTr Docs Stamp, etc.)	-	-	
Less: Notice of Transfer Allocations (NTA)* issued			
Total Disbursements Authorities Available	74,854,223.28	33,563,227.07	108,417,450.35
Less: Lapsed NCA	1,844,436.20	-	1,844,436.20
Disbursements	73,009,787.08	31,147,305.27	104,157,092.35
Balance of Disbursement Authorities as of to date	-	2,415,921.80	2,415,921.80

(0.00)

Consolidated by:

PRECIOUS B. BUGARIN
ADOF II, Bureau Accounting Division
Date: May 15, 2019

Noted by:

REYNALDO Z. DELOS SANTOS
OIC, Bureau Accounting Division
Date:

Recommended by:

MARITES B. MASARAP
Director III, Accounting Service
Date:

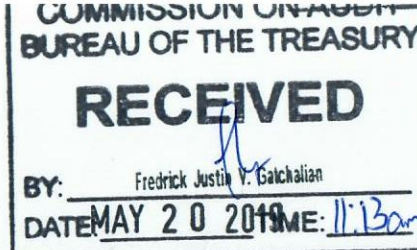
Approved by:

SHARON P. ALMANZA, CESO II
Deputy Treasurer of the Philippines
Date:



Funding the Republic

SUMMARY OF NOTICE OF CASH ALLOCATION
as of April 30, 2019




MDS Account No: 2001-90003-1


UACS CODE		JANUARY	FEBRUARY	MARCH	APRIL	MAY	JUNE	JULY	AUGUST	SEPTEMBER	OCTOBER	NOVEMBER	DECEMBER	TOTAL
GAA														
NCA-BMB-A-19-0000277, January 7, 2019														
REGULAR	01101101	123,527,000.00	122,230,000.00	85,729,000.00										331,486,000.00
RLIP	01104102	3,370,000.00	3,370,000.00	3,369,000.00										10,109,000.00
NCA-BMB-A-19-0005322, April 2, 2019														
REGULAR	01101101				170,155,000.00	141,015,000.00	87,158,000.00							398,328,000.00
RLIP	01104102				3,573,000.00	3,573,000.00	3,573,000.00							10,719,000.00
NCA-BMB-A-19-0006598, April 15, 2019														
REGULAR	01102101				57,861,000.00									57,861,000.00
Total (GAA)		126,897,000.00	125,600,000.00	89,098,000.00	231,589,000.00	144,588,000.00	90,731,000.00	-	-	-	-	-	-	808,503,000.00
RG & TL *														
NCA-BMB-A-19-0002707, February 20, 2019														
	01101101/01101407	-	110,525.00	-										110,525.00
Sub-Total (MDS 2001-90003-1)		126,897,000.00	125,710,525.00	89,098,000.00	231,589,000.00	144,588,000.00	90,731,000.00	-	-	-	-	-	-	808,613,525.00
MDS Account No: 2001-90258-2														
GRANT-KFW IDP (TSA CAPACITY BUILDING)														
NCA-BMB-A-19-0002357, February 14, 2019	04104161	-	570,000.00	860,000.00	100,000.00	470,000.00	140,000.00	5,100,000.00	470,000.00	370,000.00	-	390,000.00	-	8,470,000.00
NCA-BMB-A-19-0002541, February 18, 2019			1,397,156.00											1,397,156.00
Sub-Total (MDS 2001-90258-2)		-	1,967,156.00	860,000.00	100,000.00	470,000.00	140,000.00	5,100,000.00	470,000.00	370,000.00	-	390,000.00	-	9,867,156.00
GRAND TOTAL		126,897,000.00	127,677,681.00	89,958,000.00	231,689,000.00	145,058,000.00	90,871,000.00	5,100,000.00	470,000.00	370,000.00	-	390,000.00	-	818,480,681.00

*See attached details


Certified Correct:


REYNALDO Z. DELOS SANTOS
OIC, Bureau Accounting Division

Recommended by:


MARITES B. MASARAP
Director III, Accounting Service


Approved by:


SHARON P. ALMANZA, CESO II
Deputy Treasurer of the Philippines



Funding the Republic


NOTICE OF CASH ALLOCATION RECEIVED - Terminal Leave & Retirement Gratuities
as of April 30, 2019




MDS Account No: 2001-90003-1 (TL&RG)

02/20/19	NCA-BMB-A-19-0002707	01101101/01101407	110,525.00	TL Benefits of Ms. Felicitas J. Bayot, Ms. Amorfin B. Reyes, Ms. Bona L. Bustamante, Ms. Rosalinda M. Mendoza, and Mr. Alfredo B. Santos
Total			110,525.00	


Certified Correct:


REYNALDO Z. DELOS SANTOS
OIC, Bureau Accounting Division

Recommended by:


MARITES B. MASARAP
Director III, Accounting Service

Approved by:


SHARON P. ALMANZA, CESO II
Deputy Treasurer of the Philippines

MONTHLY DISBURSEMENT PROGRAM (per BED 3)

GAA	TOTAL	Estimated TRA Rate	JANUARY	FEBRUARY	MARCH	APRIL	MAY	JUNE	JULY	AUGUST	SEPTEMBER	OCTOBER	NOVEMBER	DECEMBER	TOTAL
Disbursement Program per BED 3 (net of TRA)															
NOTICE OF CASH ALLOCATION	7,793,807,000.00		564,394,000.00	264,977,000.00	3,005,121,000.00	290,412,000.00	194,007,000.00	113,184,000.00	193,043,000.00	132,278,000.00	101,363,000.00	156,803,000.00	159,311,000.00	102,266,000.00	5,277,159,000.00
A. FY 2019 BUDGET	6,100,216,000.00		564,394,000.00	161,929,000.00	1,610,776,000.00	189,885,000.00	160,540,000.00	112,935,000.00	162,596,000.00	131,817,000.00	101,363,000.00	126,137,000.00	158,930,000.00	102,266,000.00	3,583,568,000.00
New General Appropriations	6,048,669,000.00		560,721,000.00	157,886,000.00	1,606,343,000.00	186,212,000.00	156,497,000.00	109,222,000.00	153,723,000.00	127,774,000.00	97,420,000.00	122,564,000.00	154,967,000.00	98,692,000.00	3,532,021,000.00
COMPREHENSIVE RELEASE	6,048,669,000.00		560,721,000.00	157,886,000.00	1,606,343,000.00	186,212,000.00	156,497,000.00	109,222,000.00	153,723,000.00	127,774,000.00	97,420,000.00	122,564,000.00	154,967,000.00	98,692,000.00	3,532,021,000.00
Current Year	6,048,669,000.00		560,721,000.00	157,886,000.00	1,606,343,000.00	186,212,000.00	156,497,000.00	109,222,000.00	153,723,000.00	127,774,000.00	97,420,000.00	122,564,000.00	154,967,000.00	98,692,000.00	3,532,021,000.00
Specific Budgets for NG (1101101)	6,048,669,000.00		560,721,000.00	157,886,000.00	1,606,343,000.00	186,212,000.00	156,497,000.00	109,222,000.00	153,723,000.00	127,774,000.00	97,420,000.00	122,564,000.00	154,967,000.00	98,692,000.00	3,532,021,000.00
PS (per BED 3)	486,850,000.00		34,682,000.00	34,681,000.00	34,684,000.00	38,846,000.00	64,458,000.00	34,683,000.00	34,684,000.00	34,685,000.00	34,681,000.00	34,686,000.00	67,928,000.00	38,152,000.00	486,850,000.00
Estimated TRA for PS	28,584,000.00	6%	2,036,254.06	2,036,195.35	2,036,371.48	2,280,731.36	3,784,466.41	2,036,312.77	2,036,371.48	2,036,430.19	2,036,195.35	2,036,488.91	3,988,197.50	2,239,985.15	28,584,000.00
Sub-Total (PS)	515,434,000.00		36,718,254.06	36,717,195.35	36,720,371.48	41,126,731.36	68,242,466.41	36,719,312.77	36,720,371.48	36,721,430.19	36,717,195.35	36,722,488.91	71,916,197.50	40,391,985.15	515,434,000.00
MOOE (per BED 3)	2,294,932,000.00		526,039,000.00	29,705,000.00	1,514,659,000.00	41,966,000.00	24,539,000.00	17,039,000.00	33,039,000.00	25,589,000.00	15,239,000.00	33,039,000.00	21,039,000.00	13,040,000.00	2,294,932,000.00
Estimated TRA for MOOE	120,786,000.00	5%	27,686,287.29	1,563,422.42	79,718,964.21	2,208,738.77	1,291,527.44	896,790.26	1,738,896.25	1,346,790.65	802,053.33	1,738,896.25	1,107,316.75	686,316.39	120,786,000.00
Sub-Total (MOOE)	2,415,718,000.00		553,725,287.29	31,268,422.42	1,594,377,964.21	44,174,738.77	25,830,527.44	17,935,790.26	34,777,896.25	26,935,790.65	16,041,053.33	34,777,896.25	22,146,316.75	13,726,316.39	2,415,718,000.00
FINEX (per BED 3)	676,400,000.00		-	87,000,000.00	57,000,000.00	75,400,000.00	67,500,000.00	57,500,000.00	56,000,000.00	67,500,000.00	47,500,000.00	47,500,000.00	66,000,000.00	47,500,000.00	676,400,000.00
Estimated TRA for FINEX	35,600,000.00	5%	-	4,578,947.37	3,000,000.00	3,968,421.05	3,552,631.58	3,026,315.79	2,947,368.42	3,552,631.58	2,500,000.00	2,500,000.00	3,473,684.21	2,500,000.00	35,600,000.0

GAA	TOTAL	Estimated TRA Rate	JANUARY	FEBRUARY	MARCH	APRIL	MAY	JUNE	JULY	AUGUST	SEPTEMBER	OCTOBER	NOVEMBER	DECEMBER	TOTAL
Not Yet Due & Demandable	233,335,000.00			43,592,000.00	9,345,000.00	100,527,000.00	33,467,000.00	249,000.00	14,647,000.00	461,000.00	-	30,666,000.00	381,000.00	-	233,335,000.00
Specific Budgets for NG (1102101)	233,335,000.00			43,592,000.00	9,345,000.00	100,527,000.00	33,467,000.00	249,000.00	14,647,000.00	461,000.00	-	30,666,000.00	381,000.00	-	233,335,000.00
MOOE (per BED 3)	66,225,000.00		-	9,592,000.00	5,554,000.00	31,152,000.00	4,380,000.00	-	9,193,000.00	461,000.00	-	5,541,000.00	352,000.00	-	66,225,000.00
Estimated TRA for MOOE	-	0%	-	-	-	-	-	-	-	-	-	-	-	-	-
Sub-Total (MOOE)	66,225,000.00		-	9,592,000.00	5,554,000.00	31,152,000.00	4,380,000.00	-	9,193,000.00	461,000.00	-	5,541,000.00	352,000.00	-	66,225,000.00
CO (per BED 3)	167,110,000.00		-	34,000,000.00	3,791,000.00	69,375,000.00	29,087,000.00	249,000.00	5,454,000.00	-	-	25,125,000.00	29,000.00	-	167,110,000.00
Estimated TRA for CO	-	0%	-	-	-	-	-	-	-	-	-	-	-	-	-
Sub-Total (CO)	167,110,000.00		-	34,000,000.00	3,791,000.00	69,375,000.00	29,087,000.00	249,000.00	5,454,000.00	-	-	25,125,000.00	29,000.00	-	167,110,000.00
Automatic Appropriations	1,595,000.00	-	-	1,595,000.00	-	-	-	-	-	-	-	-	-	-	1,595,000.00
COMPREHENSIVE RELEASE	1,595,000.00		-	1,595,000.00	-	-	-	-	-	-	-	-	-	-	1,595,000.00
Not Yet Due & Demandable	1,595,000.00		-	1,595,000.00	-	-	-	-	-	-	-	-	-	-	1,595,000.00
Germany (4104161)	1,595,000.00		-	1,595,000.00	-	-	-	-	-	-	-	-	-	-	1,595,000.00
MOOE (per BED 3)	1,595,000.00		-	1,595,000.00	-	-	-	-	-	-	-	-	-	-	1,595,000.00
Estimated TRA for MOOE	-	0%	-	-	-	-	-	-	-	-	-	-	-	-	-
Sub-Total (MOOE)	1,595,000.00		-	1,595,000.00	-	-	-	-	-	-	-	-	-	-	1,595,000.00
Unprogrammed Appropriations	1,385,000,000.00	-	-	-	1,385,000,000.00	-	-	-	-	-	-	-	-	-	1,385,000,000.00
COMPREHENSIVE RELEASE	1,385,000,000.00		-	-	1,385,000,000.00	-	-	-	-	-	-	-	-	-	1,385,000,000.00
PY Accounts Payable	1,385,000,000.00		-	-	1,385,000,000.00	-	-	-	-	-	-	-	-	-	1,385,000,000.00
Gen. Fund Adj. for Use of Excess Income (1105432)	1,385,000,000.00		-	-	1,385,000,000.00	-	-	-	-	-	-	-	-	-	1,385,000,000.00
MOOE (per BED 3)	1,385,000,000.00		-	-	1,385,000,000.00	-	-	-	-	-	-	-	-	-	1,385,000,000.00
Estimated TRA for MOOE	-	0%	-	-	-	-	-	-	-	-	-	-	-	-	-
Sub-Total (MOOE)	1,385,000,000.00		-	-	1,385,000,000.00	-	-	-	-	-	-	-	-	-	1,385,000,000.00
TOTAL NCA PROGRAM, PY															
PS	1,437,000.00		-	1,045,000.00	-	-	-	-	392,000.00	-	-	-	-	-	1,437,000.00
TRA-PS	-	0%	-	-	-	-	-	-	-	-	-	-	-	-	-
Subtotal PS	1,437,000.00		-	1,045,000.00	-	-	-	-	392,000.00	-	-	-	-	-	1,437,000.00
MOOE	1,483,186,000.00		-	38,565,000.00	1,390,554,000.00	31,152,000.00	4,380,000.00	-	12,181,000.00	461,000.00	-	5,541,000.00	352,000.00	-	1,483,186,000.00
TRA-MOOE	-	0%	-	-	-	-	-	-	-	-	-	-	-	-	-
Subtotal MOOE	1,483,186,000.00		-	38,565,000.00	1,390,554,000.00	31,152,000.00	4,380,000.00	-	12,181,000.00	461,000.00	-	5,541,000.00	352,000.00	-	1,483,186,000.00
FINEX	27,741,000.00		-	27,741,000.00	-	-	-	-	-	-	-	-	-	-	27,741,000.00
TRA-FINEX	-	0%	-	-	-	-	-	-	-	-	-	-	-	-	-
Subtotal FINEX	27,741,000.00		-	27,741,000.00	-	-	-	-	-	-	-	-	-	-	27,741,000.00
CO	181,227,000.00		-	35,697,000.00	3,791,000.00	69,375,000.00	29,087,000.00	249,000.00	17,874,000.00	-	-	25,125,000.00	29,000.00	-	181,227,000.00
TRA-CO	-	0%	-	-	-	-	-	-	-	-	-	-	-	-	-
Subtotal CO	181,227,000.00		-	35,697,000.00	3,791,000.00	69,375,000.00	29,087,000.00	249,000.00	17,874,000.00	-	-	25,125,000.00	29,000.00	-	181,227,000.00
TOTAL Estimated TRA CY	-		-	-	-	-	-	-	-	-	-	-	-	-	-
TOTAL NCA PROGRAM															
PS	531,164,000.00		38,255,000.00	39,299,000.00	38,257,000.00	42,419,000.00	68,031,000.00	38,256,000.00	38,649,000.00	38,258,000.00	38,254,000.00	38,259,000.00	71,501,000.00	41,726,000.00	531,164,000.00
TRA-PS	28,584,000.00	5%	2,036,254.06	2,036,195.35	2,036,371.48	2,280,731.36	3,784,466.41	2,036,312.77	2,036,371.48	2,036,430.19	2,036,195.35	2,036,488.91	3,988,197.50	2,239,985.15	28,584,000.00
Subtotal PS	559,748,000.00		40,291,254.06	41,335,195.35	40,293,371.48	44,699,731.36	71,815,466.41	40,292,312.77	40,685,371.48	40,294,430.19	40,290,195.35	40,295,488.91	75,489,197.50	43,965,985.15	559,748,000.00
MOOE	3,781,588,000.00		526,139,000.00	68,740,000.00	2,906,073,000.00	73,218,000.00	29,389,000.00	17,179,000.00	45,320,000.00	26,520,000.00	15,609,000.00	38,580,000.00	21,781,000.00	13,040,000.00	3,781,588,000.00
TRA-MOOE	120,786,000.00	3%	27,686,287.29	1,563,422.42	79,718,964.21	2,208,738.77	1,291,527.44	896,790.26	1,738,896.25	1,346,790.65	802,053.33	1,738,896.25	1,107,316.75	686,316.39	120,786,000.00
Subtotal MOOE	3,902,374,000.00		553,825,287.29	70,303,422.42	2,985,791,964.21	75,426,738.77	30,680,527.44	18,075,790.26	47,058,896.25	27,866,790.65	16,411,053.33	40,318,896.25	22,888,316.75	13,726,316.39	3,902,374,000.00
FINEX	704,141,000.00		-	114,741,000.00	57,000,000.00	75,400,000.00	67,500,000.00	57,500,000.00	56,000,000.00	67,500,000.00	47,500,000.00	47,500,000.00	66,000,000.00	47,500,000.00	704,141,000.00
TRA-FINEX	35,600,000.00	5%	-	4,578,947.37	3,000,000.00	3,968,421.05	3,552,631.58	3,026,315.79	2,947,368.42	3,552,631.58	2,500,000.00	2,500,000.00	3,473,684.21	2,500,000.00	35,600,000.00
Subtotal FINEX	739,741,000.00		-	119,319,947.37	60,000,000.00	79,368,421.05	71,052,631.58	60,526,315.79	58,947,368.42	71,052,631.58	50,000,000.00	50,000,000.00	69,473,684.21	50,000,000.00	739,741,000.00
CO	2,588,058,000.00		-	42,197,000.00	3,791,000.00	99,375,000.00	29,087,000.00	249,000.00	53,074,000.00	-	-	32,464,000.00	29,000.00	-	260,266,000.00
TRA-CO	3,886,000.00	0%	-	10,517.44	-	48,542.01	-	-	48,542.01	-	-	11,874.99	-	-	119,476.45
Subtotal CO	2,591,944,000.00		-	42,207,517.44	3,791,000.00	99,423,542.01	29,087,000.00	249,000.00	53,122,542.01	-	-	32,475,874.99	29,000.00	-	260,385,476.45
TOTAL DISBURSEMENT PROGRAM (net of TRA)	7,604,951,000.00	TRA	564,394,000.00	264,977,000.00	3,005,121,000.00	290,412,000.00	194,007,000.00	113,184,000.00	193,043,000.00	132,278,000.00	101,363,000.00	156,803,000.00	159,311,000.00	102,266,000.00	5,277,159,000.00
PS	531,164,000.00	188,856,000.00	38,255,000.00	39,299,000.00	38,257,000.00	42,419,000.00	68,031,000.00	38,256,000.00	38,649,000.00	38,258,000.00	38,254,000.00	38,259,000.00	71,501,000.00	41,726,000.00	531,164,000.00
MOOE	3,781,588,000.00	120,786,000.00	526,139,000.00	68,740,000.00	2,906,073,000.00	73,218,000.00	29,389,000.00	17,179,000.00	45,320,000.00	26,520,000.00	15,609,000.00	38,580,000.00	21,781,000.00	13,040,000.00	3,781,588,000.00
FINEX	704,141,000.00	35,600,000.00	-	114,741,000.00	57,000,000.00	75,400,000.00	67,500,000.00	57,500,000.00	56,000,000.00	67,500,000.00	47,500,000.00	47,500,000.00	66,000,000.00	47,500,000.00	704,141,000.00
CO	2,588,058,000.00	3,886,000.00	-	42,197,000.00	3,791,000.00	99,375,000.00	29,087,000.00	249,000.00	53,074,000.00	-	-	32,464,000.00	29,000.00	-	260,266,000.00
Estimated TRA			29,722,541.34	8,189,082.56	84,755,335.69	8,506,433.19	8,628,625.43	5,959,418.81	6,771,178.17	6,935,852.42	5,338,248.68	6,287,260.15	8,569,198.46	5,426,301.53	185,089,476.45
TOTAL DISBURSEMENT PROGRAM with estimated of TRA			594,116,541.34	273,166,082.57	3,089,876,335.69	298,918,433.19	202,635,625.43	119,143,418.81	199,814,178.17	139,213,852.42	106,701,248.68	163,090,260.15	167,880,198.46	107,692,301.53	5,462,248,476.45