



MONTHLY REPORT OF DISBURSEMENTS  
For the month of December 2016

FAR No. 4  
ALL FUNDS  
CENTRAL OFFICE & REGIONAL OFFICES

Department : DEPARTMENT OF FINANCE  
Agency : BUREAU OF THE TREASURY  
Operating Unit : CENTRAL OFFICE & REGIONAL OFFICES  
Organization Code (UACS) : 11-005-00-00000  
Funding Source Code (as clustered): ALL FUNDS  
(e.g. Old Fund Code: 101,102, 151)

PARTICULARS	CURRENT YEAR BUDGET					PRIOR YEAR'S BUDGET											SUB-TOTAL
	PS	MOOE	Fin. Exp	CO	TOTAL	PRIOR YEAR'S ACCOUNTS PAYABLE					CURRENT YEAR'S ACCOUNTS PAYABLE (Charge Against Cont. Approp CY 2015)					TOTAL	
						PS	MOOE	Fin. Exp	CO	Sub-Total	PS	MOOE	Fin. Exp	CO	Sub-Total		
1	2	3	4	5	6= (2+ 3+4+5)	7	8	9	10	11= (7+ 8+9+10)	12	13	14	15	16= (12+ 13+14+15)	17=(11+16)	18=(6+17)
October																	
Notice of Cash Allocation (NCA)																	
MDS Checks Issued	4,329,004.26	3,674,554.96	-	-	8,003,559.22	-	129,913.27	-	-	129,913.27	-	2,358,210.20	-	-	2,358,210.20	2,488,123.47	10,491,682.69
Advice to Debit Account	17,499,730.60	6,700,689.44	38,267,911.50	-	62,468,331.54	-	695,012.30	-	3,276,972.35	3,971,984.65	-	7,917,687.82	163.80	-	7,917,851.62	11,889,836.27	74,358,167.81
Working Fund (NCA issued to BTr)	-	-	-	-	-	-	-	-	-	-	-	-	-	-	-	-	-
Remittance Advices Issued (TRA)	3,950,347.19	434,793.84	3,784,738.50	-	8,169,879.53	-	52,700.66	-	249,351.39	302,052.05	-	151,691.02	16.20	-	151,707.22	453,759.27	8,623,638.80
Cash Disbursement Ceiling (CDC)	-	-	-	-	-	-	-	-	-	-	-	-	-	-	-	-	-
Non-Cash Availment Authority (NCAA)	-	-	-	-	-	-	-	-	-	-	-	-	-	-	-	-	-
Others (CDT, BTr Docs Stamp, etc.)	-	-	-	-	-	-	-	-	-	-	-	-	-	-	-	-	-
Total	25,779,082.05	10,810,038.24	42,052,650.00	-	78,641,770.29	-	877,626.23	-	3,526,323.74	4,403,949.97	-	10,427,589.04	180.00	-	10,427,769.04	14,831,719.01	93,473,489.30
November																	
Notice of Cash Allocation (NCA)																	
MDS Checks Issued	11,995,501.69	6,365,522.61	-	-	18,361,024.30	-	114,253.75	-	7,470,735.00	7,584,988.75	-	452,810.71	-	-	452,810.71	8,037,799.46	26,398,823.76
Advice to Debit Account	56,739,135.19	8,291,860.57	46,728,818.50	-	111,759,814.26	-	691,294.64	-	11,722,415.28	12,413,709.92	-	1,024,505.09	152,612.40	-	1,177,117.49	13,590,827.41	125,350,641.67
Tax Remittance Advices Issued (TRA)	5,871,751.63	542,099.22	4,621,531.50	-	11,035,382.35	-	53,721.56	-	2,049,275.46	2,102,997.02	-	65,714.22	15,087.60	-	80,801.82	2,183,798.84	13,219,181.19
Cash Disbursement Ceiling (CDC)	-	-	-	-	-	-	-	-	-	-	-	-	-	-	-	-	-
Non-Cash Availment Authority (NCAA)	-	-	-	-	-	-	-	-	-	-	-	-	-	-	-	-	-
Others (CDT, BTr Docs Stamp, etc.)	-	-	-	-	-	-	-	-	-	-	-	-	-	-	-	-	-
Total	74,606,388.51	15,199,482.40	51,350,350.00	-	141,156,220.91	-	859,269.95	-	21,242,425.74	22,101,695.69	-	1,543,030.02	167,700.00	-	1,710,730.02	23,812,425.71	164,968,646.62
December																	
Notice of Cash Allocation (NCA)																	
MDS Checks Issued	15,019,374.83	23,449,862.48	-	-	38,469,237.31	-	7,958,892.23	-	16,519,747.21	24,478,639.44	-	49,801.06	-	814,349.87	864,150.93	25,342,790.37	63,812,027.68
Advice to Debit Account	34,060,900.93	24,590,160.86	52,927,595.99	58,395.00	111,637,052.78	-	7,198,822.28	-	11,690,387.77	18,889,210.05	-	104,300.29	812.60	29,690.54	134,803.43	19,024,013.48	130,661,066.26
Tax Remittance Advices Issued (TRA)	5,696,902.99	1,949,726.70	5,234,612.40	-	12,881,242.09	-	522,776.46	-	1,365,035.27	1,887,811.73	-	2,544.77	77.40	52,950.13	55,572.30	1,943,384.03	14,824,626.12
Cash Disbursement Ceiling (CDC)	-	-	-	-	-	-	-	-	-	-	-	-	-	-	-	-	-
Non-Cash Availment Authority (NCAA)	-	-	-	-	-	-	-	-	-	-	-	-	-	-	-	-	-
Others (CDT, BTr Docs Stamp, etc.)	-	-	-	-	-	-	-	-	-	-	-	-	-	-	-	-	-
Total	54,777,178.75	49,989,750.04	58,162,208.39	58,395.00	162,987,532.18	-	15,680,490.97	-	29,575,170.25	45,255,661.22	-	156,646.12	890.00	896,990.54	1,054,526.66	46,310,187.88	209,297,720.06
4th Quarter																	
Notice of Cash Allocation (NCA)																	
MDS Checks Issued	31,343,880.78	33,489,940.05	-	-	64,833,820.83	-	8,203,059.25	-	23,990,482.21	32,193,541.46	-	2,860,821.97	-	814,349.87	3,675,171.84	35,868,713.30	100,702,534.13
Advice to Debit Account	108,299,766.72	39,582,710.87	137,924,325.99	58,395.00	285,865,198.58	-	8,585,129.22	-	26,689,775.40	35,274,904.62	-	9,046,493.20	153,588.80	29,690.54	9,229,772.54	44,504,677.16	330,369,875.74
Tax Remittance Advices Issued (TRA)	15,519,001.81	2,926,619.76	13,640,882.40	-	32,086,503.97	-	629,198.68	-	3,663,662.12	4,292,860.80	-	219,950.01	15,181.20	52,950.13	288,081.34	4,580,942.14	36,667,446.11
Cash Disbursement Ceiling (CDC)	-	-	-	-	-	-	-	-	-	-	-	-	-	-	-	-	-
Non-Cash Availment Authority (NCAA)	-	-	-	-	-	-	-	-	-	-	-	-	-	-	-	-	-
Others (CDT, BTr Docs Stamp, etc.)	-	-	-	-	-	-	-	-	-	-	-	-	-	-	-	-	-
GRAND TOTAL	155,162,649.31	75,999,270.68	151,565,208.39	58,395.00	382,785,523.38	-	17,417,387.15	-	54,343,919.73	71,761,306.88	-	12,127,265.18	168,770.00	896,990.54	13,193,025.72	84,954,332.60	467,739,855.98
SUMMARY:																	

SUMMARY:

	Previous Report November	This month December	As of Date
Total Disbursement Authorities Received			
Unutilized NCA of previous month	479,627,489.50	489,701,024.07	-
NCA	161,823,000.00	80,066,000.00	2,342,513,746.00
Working Fund	-	-	-
TRA	13,219,181.19	14,824,626.12	148,113,973.52
CDC	-	-	-
NCAA	-	-	-
Others (CDT, BTr Docs Stamp, etc.)	-	-	-
Less: Notice of Transfer Allocations (NTA)* issued	-	-	-
<b>Total Disbursements Authorities Available</b>	<b>654,669,670.69</b>	<b>584,591,650.19</b>	<b>2,490,627,719.52</b>
Less: Lapsed NCA	-	375,293,930.13	509,646,425.69
Disbursements	164,968,646.62	209,297,720.06	1,980,981,293.83
<b>Balance of Disbursements Authorities as of to date</b>	<b>489,701,024.07</b>	<b>(0.00)</b>	<b>(0.00)</b>

COMMISSION ON AUDIT  
BUREAU OF THE TREASURY

RECEIVED

BY: \_\_\_\_\_  
DATE: 1/26/17 TIME: \_\_\_\_\_





MONTHLY REPORT OF DISBURSEMENTS  
For the month of December 2016

Funding the Republic

FAR No. 4  
ALL FUNDS  
CENTRAL OFFICE & REGIONAL OFFICES

Department : DEPARTMENT OF FINANCE  
Agency : BUREAU OF THE TREASURY  
Operating Unit : CENTRAL OFFICE & REGIONAL OFFICES  
Organization Code (UACS) : 11-005-00-00000  
Funding Source Code (as clustered): ALL FUNDS  
(e.g. Old Fund Code: 101,102, 151)

PARTICULARS	TRUST LIABILITIES				GRAND TOTAL					Remarks
	PS	MOOE	CO	TOTAL	PS	MOOE	Fin. Exp	CO	TOTAL	
1	19	20	21	22=(19+20+21)	23	24	25	26	27=(23+24+25+26)	28
<b>October</b>										
Notice of Cash Allocation (NCA)										PS includes: TL & RG Payment in October 2016: P 131,939.98
MDS Checks Issued	-	-	-	-	4,329,004.26	6,162,678.43	-	-	10,491,682.69	
Advice to Debit Account	-	-	-	-	17,499,730.60	15,313,389.56	38,268,075.30	3,276,972.35	74,358,167.81	
Working Fund (NCA issued to BTr)	-	-	-	-	-	-	-	-	-	
Tax Remittance Advices Issued (TRA)	-	-	-	-	3,950,347.19	639,185.52	3,784,754.70	249,351.39	8,623,638.80	
Cash Disbursement Ceiling (CDC)	-	-	-	-	-	-	-	-	-	
Non-Cash Availment Authority (NCAA)	-	-	-	-	-	-	-	-	-	
Others (CDT, BTr Docs Stamp, etc.)	-	-	-	-	-	-	-	-	-	
<b>Total</b>	-	-	-	-	25,779,082.05	22,115,253.51	42,052,830.00	3,526,323.74	93,473,489.30	
<b>November</b>										PS includes: TL & RG Payment in November 2016: P 4,678,113.94
Notice of Cash Allocation (NCA)										
MDS Checks Issued	-	-	-	-	11,995,501.69	6,932,587.07	-	7,470,735.00	26,398,823.76	
Advice to Debit Account	-	-	-	-	56,739,135.19	10,007,660.30	46,881,430.90	11,722,415.28	125,350,641.67	
Tax Remittance Advices Issued (TRA)	-	-	-	-	5,871,751.63	661,535.00	4,636,619.10	2,049,275.46	13,219,181.19	
Cash Disbursement Ceiling (CDC)	-	-	-	-	-	-	-	-	-	
Non-Cash Availment Authority (NCAA)	-	-	-	-	-	-	-	-	-	
Others (CDT, BTr Docs Stamp, etc.)	-	-	-	-	-	-	-	-	-	
<b>Total</b>					74,606,388.51	17,601,782.37	51,518,050.00	21,242,425.74	164,968,646.62	
<b>December</b>										PS includes: TL & RG Payment in December 2016:
Notice of Cash Allocation (NCA)										
MDS Checks Issued	-	-	-	-	15,019,374.83	31,458,555.77	-	17,334,097.08	63,812,027.68	
Advice to Debit Account	-	-	-	-	34,060,900.93	31,893,283.43	52,928,408.59	11,778,473.31	130,661,066.26	
Tax Remittance Advices Issued (TRA)	-	-	-	-	5,696,902.99	2,475,047.93	5,234,689.80	1,417,985.40	14,824,626.12	
Cash Disbursement Ceiling (CDC)	-	-	-	-	-	-	-	-	-	
Non-Cash Availment Authority (NCAA)	-	-	-	-	-	-	-	-	-	
Others (CDT, BTr Docs Stamp, etc.)	-	-	-	-	-	-	-	-	-	
<b>Total</b>					54,777,178.75	65,826,887.13	58,163,098.39	30,530,555.79	209,297,720.06	
<b>4th Quarter</b>										
Notice of Cash Allocation (NCA)										
MDS Checks Issued	-	-	-	-	31,343,880.78	44,553,821.27	-	24,804,832.08	100,702,534.13	
Advice to Debit Account	-	-	-	-	108,299,766.72	57,214,333.29	138,077,914.79	26,777,860.94	330,369,875.74	
Tax Remittance Advices Issued (TRA)	-	-	-	-	15,519,001.81	3,775,768.45	13,656,063.60	3,716,612.25	36,667,446.11	
Cash Disbursement Ceiling (CDC)	-	-	-	-	-	-	-	-	-	
Non-Cash Availment Authority (NCAA)	-	-	-	-	-	-	-	-	-	
Others (CDT, BTr Docs Stamp, etc.)	-	-	-	-	-	-	-	-	-	
<b>GRAND TOTAL</b>					155,162,649.31	105,543,923.01	151,733,978.39	55,299,305.27	467,739,855.98	

Total Disbursements Program (BED 2)\*\*  
Less: \* Actual Disbursements  
(Over)/Under spending

\*\* includes NCAs for Terminal Leave Benefits & Retirement Gratuity

Previous Report  
November

This month December

As of Date

206,552,336.20	102,381,159.63
164,968,646.62	209,297,720.06
41,583,689.58	(106,916,560.43)

2,024,233,004.00
1,980,981,293.83
43,251,710.17

Certified Correct:

CAROL D. JORGE  
Agency Chief Accountant

Date: \_\_\_\_\_

Approved by:

CHRISTINE L. SANCHEZ, GESO IV  
Deputy Treasurer of the Philippines

Date: \_\_\_\_\_






MONTHLY REPORT OF DISBURSEMENTS  
For the month of December 2016

Department : DEPARTMENT OF FINANCE  
Agency : BUREAU OF THE TREASURY  
Operating Unit : CENTRAL OFFICE & REGIONAL OFFICES  
Organization Code (UACS) : 11-005-00-00000  
Funding Source Code (as clustered): 01 (Regular Agency Fund)  
(e.g. Old Fund Code: 101,102, 151)

PARTICULARS	CURRENT YEAR BUDGET					PRIOR YEAR'S BUDGET												SUB-TOTAL
	PS	MOOE	Fin. Exp	CO	TOTAL	PRIOR YEAR'S ACCOUNTS PAYABLE					CURRENT YEAR'S ACCOUNTS PAYABLE (Charge Against Cont. Approp CY 2015)					TOTAL		
						PS	MOOE	Fin. Exp	CO	Sub-Total	PS	MOOE	Fin. Exp	CO	Sub-Total			
1	2	3	4	5	6=(2+3+4+5)	7	8	9	10	11=(7+8+9+10)	12	13	14	15	16=(12+13+14+15)	17=(11+16)	18=(6+17)	
October																		
Notice of Cash Allocation (NCA)																		
MDS Checks Issued	4,329,004.26	3,674,554.96	-	-	8,003,559.22	-	129,913.27	-	-	129,913.27	-	2,358,210.20	-	-	2,358,210.20	2,488,123.47	10,491,682.69	
Advice to Debit Account	17,499,730.60	6,700,689.44	38,267,911.50	-	62,468,331.54	-	695,012.30	-	3,276,972.35	3,971,984.65	-	7,917,681.82	163.80	-	7,917,845.62	11,889,836.27	74,358,167.81	
Working Fund (NCA issued to BTr)																		
Tax Remittance Advices Issued (TRA)	3,950,347.19	434,793.84	3,784,738.50	-	8,169,879.53	-	52,700.66	-	249,351.39	302,052.05	-	151,691.02	16.20	-	151,707.22	453,759.27	8,623,638.80	
Cash Disbursement Ceiling (CDC)																		
Non-Cash Availment Authority (NCAA)																		
Others (CDT, BTr Docs Stamp, etc.)																		
Total	25,779,082.05	10,810,038.24	42,052,650.00	-	78,641,770.29	-	877,626.23	-	3,526,323.74	4,403,949.97	-	10,427,581.04	180.00	-	10,427,769.04	14,831,719.01	93,473,489.30	
November																		
Notice of Cash Allocation (NCA)																		
MDS Checks Issued	11,995,501.69	5,872,888.18	-	-	17,868,389.87	-	114,253.75	-	7,470,735.00	7,584,988.75	-	452,810.71	-	-	452,810.71	8,037,799.46	25,906,189.33	
Advice to Debit Account	56,739,135.19	8,291,860.57	46,728,818.50	-	111,759,814.26	-	691,294.64	-	3,945,817.09	4,637,111.73	-	1,024,506.09	152,612.40	-	1,177,117.49	5,814,229.22	117,574,043.48	
Tax Remittance Advices Issued (TRA)	5,871,751.63	542,099.22	4,621,531.50	-	11,035,382.35	-	53,721.56	-	358,710.65	412,432.21	-	65,714.22	15,087.60	-	80,801.82	493,234.03	11,528,616.38	
Cash Disbursement Ceiling (CDC)																		
Non-Cash Availment Authority (NCAA)																		
Others (CDT, BTr Docs Stamp, etc.)																		
Total	74,606,388.51	14,706,847.97	51,350,350.00	-	140,663,586.48	-	859,269.95	-	11,775,262.74	12,634,532.69	-	1,543,030.02	167,700.00	-	1,710,730.02	14,345,262.71	155,008,849.19	
December																		
Notice of Cash Allocation (NCA)																		
MDS Checks Issued	15,019,374.83	22,651,040.75	-	-	37,670,415.58	-	7,958,892.23	-	16,519,747.21	24,478,639.44	-	49,801.06	-	814,349.87	864,150.93	25,342,790.37	63,013,205.95	
Advice to Debit Account	34,060,900.93	24,530,460.86	52,927,595.99	58,395.00	111,577,352.78	-	7,198,822.28	-	11,690,387.77	18,889,210.05	-	104,300.29	812.60	29,690.54	134,803.43	19,024,013.48	130,601,366.26	
Tax Remittance Advices Issued (TRA)	5,696,902.99	1,949,664.88	5,234,612.40	-	12,881,180.27	-	522,776.46	-	1,365,035.27	1,887,811.73	-	2,547.77	77.40	52,950.13	55,572.30	1,943,384.03	14,824,564.30	
Cash Disbursement Ceiling (CDC)																		
Non-Cash Availment Authority (NCAA)																		
Others (CDT, BTr Docs Stamp, etc.)																		
Total	54,777,178.75	49,131,166.49	58,162,208.39	58,395.00	162,128,948.63	-	15,680,490.97	-	29,575,170.25	45,255,661.22	-	156,646.12	890.00	896,990.54	1,054,526.66	46,310,187.88	208,439,136.51	
4th Quarter																		
Notice of Cash Allocation (NCA)																		
MDS Checks Issued	31,343,880.78	32,198,483.89	-	-	63,542,364.67	-	8,203,059.25	-	23,990,482.21	32,193,541.46	-	2,860,821.97	-	814,349.87	3,675,171.84	35,868,713.30	99,411,077.97	
Advice to Debit Account	108,299,766.72	39,523,010.87	137,924,325.99	58,395.00	285,805,498.58	-	8,585,129.22	-	18,913,177.21	27,498,306.43	-	9,046,491.20	153,588.80	29,690.54	9,229,772.54	36,728,078.97	322,533,577.55	
Tax Remittance Advices Issued (TRA)	15,519,001.81	2,926,557.94	13,640,882.40	-	32,086,442.15	-	629,198.68	-	1,973,097.31	2,602,295.99	-	219,950.01	15,181.20	52,950.13	288,081.34	2,890,377.33	34,976,819.48	
Cash Disbursement Ceiling (CDC)																		
Non-Cash Availment Authority (NCAA)																		
Others (CDT, BTr Docs Stamp, etc.)																		
GRAND TOTAL	155,162,649.31	74,648,052.70	151,565,208.39	58,395.00	381,434,305.40	-	17,417,387.15	-	44,876,756.73	62,294,143.88	-	12,127,261.18	168,770.00	896,990.54	13,193,025.72	75,487,169.60	456,921,475.00	

SUMMARY:

	Previous Report November	This month December	As of Date
Total Disbursement Authorities Received			
Unutilized NCA of previous month	468,327,489.50	485,330,256.69	-
NCA	160,483,000.00	77,716,000.00	2,310,458,474.00
Working Fund			
TRA			
CDC	11,528,616.38	14,824,564.30	145,471,482.68
NCAA			
Others (CDT, BTr Docs Stamp, etc.)			
Less: Notice of Transfer Allocations (NTA)* Issued			
<b>Total Disbursements Authorities Available</b>	<b>640,339,105.88</b>	<b>577,870,820.99</b>	<b>2,455,929,956.68</b>
Less: Lapsed NCA	-	369,431,684.48	493,569,918.70
Disbursements	155,008,849.19	208,439,136.51	1,962,360,037.98
<b>Balance of Disbursements Authorities as of to date</b>	<b>485,330,256.69</b>	<b>(0.00)</b>	<b>0.00</b>







MONTHLY REPORT OF DISBURSEMENTS  
For the month of December 2016

FAR No. 4  
01 (REGULAR AGENCY FUND)  
CENTRAL OFFICE & REGIONAL OFFICES

Department : DEPARTMENT OF FINANCE  
Agency : BUREAU OF THE TREASURY  
Operating Unit : CENTRAL OFFICE & REGIONAL OFFICES  
Organization Code (UACS) : 11-005-00-00000  
Funding Source Code (as clustered): 01 (Regular Agency Fund)  
(e.g. Old Fund Code: 101, 102, 151)

PARTICULARS	TRUST LIABILITIES				GRAND TOTAL					Remarks
	PS	MOOE	CO	TOTAL	PS	MOOE	Fin. Exp	CO	TOTAL	
1	19	20	21	22=(19+20+21)	23	24	25	26	27=(23+24+25+26)	28
October										
Notice of Cash Allocation (NCA)										PS includes: TL & RG Payment in October 2016:  P 131,939.98
MDS Checks Issued	-	-	-	-	4,329,004.26	6,162,678.43	-	-	10,491,682.69	
Advice to Debit Account	-	-	-	-	17,499,730.60	15,313,389.56	38,268,075.30	3,276,972.35	74,358,167.81	
Working Fund (NCA issued to BTr)	-	-	-	-	3,950,347.19	639,185.52	3,784,754.70	249,351.39	8,623,638.80	
Tax Remittance Advices Issued (TRA)	-	-	-	-	-	-	-	-	-	
Cash Disbursement Ceiling (CDC)	-	-	-	-	-	-	-	-	-	
Non-Cash Availment Authority (NCAA)	-	-	-	-	-	-	-	-	-	
Others (CDT, BTr Docs Stamp, etc.)	-	-	-	-	-	-	-	-	-	
Total	-	-	-	-	25,779,082.05	22,115,253.51	42,052,830.00	3,526,323.74	93,473,489.30	
November										PS includes: TL & RG Payment in November 2016:  P 4,678,113.94
Notice of Cash Allocation (NCA)										
MDS Checks Issued	-	-	-	-	11,995,501.69	6,439,952.64	-	7,470,735.00	25,906,189.33	
Advice to Debit Account	-	-	-	-	56,739,135.19	10,007,660.30	46,881,430.90	3,945,817.09	117,574,043.48	
Tax Remittance Advices Issued (TRA)	-	-	-	-	5,871,751.63	661,535.00	4,636,619.10	358,710.65	11,528,616.38	
Cash Disbursement Ceiling (CDC)	-	-	-	-	-	-	-	-	-	
Non-Cash Availment Authority (NCAA)	-	-	-	-	-	-	-	-	-	
Others (CDT, BTr Docs Stamp, etc.)	-	-	-	-	-	-	-	-	-	
Total	-	-	-	-	74,606,388.51	17,109,147.94	51,518,050.00	11,775,262.74	155,008,849.19	
December										PS includes: TL & RG Payment in December 2016:  P 131,939.98
Notice of Cash Allocation (NCA)										
MDS Checks Issued	-	-	-	-	15,019,374.83	30,659,734.04	-	17,334,097.08	63,013,205.95	
Advice to Debit Account	-	-	-	-	34,060,900.93	31,833,583.43	52,928,408.59	11,778,473.31	130,601,366.26	
Tax Remittance Advices Issued (TRA)	-	-	-	-	5,696,902.99	2,474,986.11	5,234,689.80	1,417,985.40	14,824,564.30	
Cash Disbursement Ceiling (CDC)	-	-	-	-	-	-	-	-	-	
Non-Cash Availment Authority (NCAA)	-	-	-	-	-	-	-	-	-	
Others (CDT, BTr Docs Stamp, etc.)	-	-	-	-	-	-	-	-	-	
Total	-	-	-	-	54,777,178.75	64,968,303.58	58,163,098.39	30,530,555.79	208,439,136.51	
4th Quarter										PS includes: TL & RG Payment in December 2016:  P 131,939.98
Notice of Cash Allocation (NCA)										
MDS Checks Issued	-	-	-	-	31,343,880.78	43,262,365.11	-	24,804,832.08	99,411,077.97	
Advice to Debit Account	-	-	-	-	108,299,766.72	57,154,633.29	138,077,914.79	19,001,262.75	322,533,577.55	
Tax Remittance Advices Issued (TRA)	-	-	-	-	15,519,001.81	3,775,706.63	13,656,063.60	2,026,047.44	34,976,819.48	
Cash Disbursement Ceiling (CDC)	-	-	-	-	-	-	-	-	-	
Non-Cash Availment Authority (NCAA)	-	-	-	-	-	-	-	-	-	
Others (CDT, BTr Docs Stamp, etc.)	-	-	-	-	-	-	-	-	-	
Total	-	-	-	-	155,162,649.31	104,192,705.03	151,733,978.39	45,832,142.27	456,921,475.00	
GRAND TOTAL	-	-	-	-	155,162,649.31	104,192,705.03	151,733,978.39	45,832,142.27	456,921,475.00	

Total Disbursements Program (BED 2)\*\*  
Less: \* Actual Disbursements  
(Over)/Under spending

\*\* includes NCAs for Terminal Leave Benefits & Retirement Gratuity

Previous Report November	This month December
206,552,336.20	102,381,159.63
155,008,849.19	208,439,136.51
51,543,487.01	(106,057,976.88)

As of Date
2,024,233,004.00
1,962,360,037.98
61,872,966.02

Certified Correct:

  
CAROL D. JORGE

Agency Chief Accountant

Date: \_\_\_\_\_

Approved by:

  
CHRISTINE L. SANCHEZ, CESO IV  
Deputy Treasurer of the Philippines

Date: \_\_\_\_\_





MONTHLY REPORT OF DISBURSEMENT  
For the month of December 2016

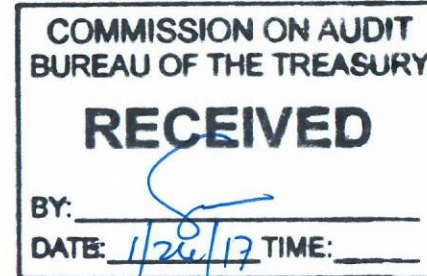
FAR No. 4  
ALL FUNDS  
CENTRAL OFFICE

Department : DEPARTMENT OF FINANCE  
Agency : BUREAU OF THE TREASURY  
Operating Unit : CENTRAL OFFICE  
Organization Code (UACS) : 11-005-00-00000  
Funding Source Code (as clustered): ALL FUNDS

PARTICULARS	CURRENT YEAR BUDGET					PRIOR YEAR'S BUDGET											SUB-TOTAL
	PS	MOOE	Fin. Exp	CO	TOTAL	PRIOR YEAR'S ACCOUNTS PAYABLE					CURRENT YEAR'S ACCOUNTS PAYABLE (Charge Against Cont. Approp CY 2015)					TOTAL	
						PS	MOOE	Fin. Exp	CO	Sub-Total	PS	MOOE	Fin. Exp	CO	Sub-Total		
1	2	3	4	5	6=(2+ 3+4+5)	7	8	9	10	11=( 7+ 8+9+10)	12	13	14	15	16=( 12+ 13+14+15)	17=(11+16)	18=(6+17)
October																	
Notice of Cash Allocation (NCA)																	
MDS Checks Issued	610,165.63	2,312,875.86	-	-	2,923,041.49	-	129,913.27	-	-	129,913.27	-	2,358,210.20	-	-	2,358,210.20	2,488,123.47	5,411,164.96
Advice to Debit Account	7,087,021.92	4,655,621.63	38,267,911.50	-	50,010,555.05	-	646,863.31	-	3,276,972.35	3,923,835.66	-	7,895,806.82	163.80	-	7,895,970.62	11,819,806.28	61,830,361.33
Working Fund (NCA issued to BTr)																	
Tax Remittance Advices Issued (TRA)	1,686,310.53	296,504.41	3,784,738.50	-	5,767,553.44	-	51,785.14	-	249,351.39	301,136.53	-	151,691.02	16.20	-	151,707.22	452,843.75	6,220,397.15
Cash Disbursement Ceiling (CDC)																	
Non-Cash Availment Authority (NCAA)																	
Others (CDT, BTr Docs Stamp, etc.)																	
Total	9,383,498.08	7,265,001.90	42,052,650.00	-	58,701,149.98	-	828,561.72	-	3,526,323.74	4,354,885.46	-	10,405,708.04	180.00	-	10,405,888.04	14,760,773.50	73,461,923.48
November																	
Notice of Cash Allocation (NCA)																	
MDS Checks Issued	6,145,874.47	3,815,437.92	-	-	9,961,312.39	-	114,253.75	-	7,470,735.00	7,584,988.75	-	451,760.71	-	-	451,760.71	8,036,749.46	17,998,061.85
Advice to Debit Account	23,202,579.43	5,005,315.20	46,728,818.50	-	74,936,713.13	-	691,294.64	-	11,722,415.28	12,413,709.92	-	976,667.52	152,612.40	-	1,129,279.92	13,542,989.84	88,479,702.97
Tax Remittance Advices Issued (TRA)	2,803,078.22	357,374.03	4,621,531.50	-	7,781,983.75	-	53,721.56	-	2,049,275.46	2,102,997.02	-	65,186.30	15,087.60	-	80,273.90	2,183,270.92	9,965,254.67
Cash Disbursement Ceiling (CDC)																	
Non-Cash Availment Authority (NCAA)																	
Others (CDT, BTr Docs Stamp, etc.)																	
Total	32,151,532.12	9,178,127.15	51,350,350.00	-	92,680,009.27	-	859,269.95	-	21,242,425.74	22,101,695.69	-	1,493,614.53	167,700.00	-	1,661,314.53	23,763,010.22	116,443,019.49
December																	
Notice of Cash Allocation (NCA)																	
MDS Checks Issued	9,779,702.98	20,421,935.90	-	-	30,201,638.88	-	7,958,892.23	-	16,519,747.21	24,478,639.44	-	43,151.06	-	-	43,151.06	24,521,790.50	54,723,429.38
Advice to Debit Account	14,080,104.05	20,817,250.24	52,927,595.99	-	87,824,950.28	-	7,198,822.28	-	11,690,387.77	18,889,210.05	-	18,627.07	812.60	29,690.54	49,130.21	18,938,340.26	106,763,290.54
Tax Remittance Advices Issued (TRA)	2,079,925.61	1,715,508.95	5,234,612.40	-	9,030,046.96	-	522,776.46	-	1,365,035.27	1,887,811.73	-	1,161.80	77.40	-	1,239.20	1,889,050.93	10,919,097.89
Cash Disbursement Ceiling (CDC)																	
Non-Cash Availment Authority (NCAA)																	
Others (CDT, BTr Docs Stamp, etc.)																	
Total	25,939,732.64	42,954,695.09	58,162,208.39	-	127,056,636.12	-	15,680,490.97	-	29,575,170.25	45,255,661.22	-	62,939.93	890.00	29,690.54	93,520.47	45,349,181.69	172,405,817.81
4th Quarter																	
Notice of Cash Allocation (NCA)																	
MDS Checks Issued	16,535,743.08	26,550,249.68	-	-	43,085,992.76	-	8,203,059.25	-	23,990,482.21	32,193,541.46	-	2,853,121.97	-	-	2,853,121.97	35,046,663.43	78,132,656.19
Advice to Debit Account	44,369,705.40	30,478,187.07	137,924,325.99	-	212,772,218.46	-	8,536,980.23	-	26,689,775.40	35,226,755.63	-	8,891,101.41	153,588.80	29,690.54	9,074,380.75	44,301,136.38	257,073,354.84
Tax Remittance Advices Issued (TRA)	6,569,314.36	2,369,387.39	13,640,882.40	-	22,579,584.15	-	628,283.16	-	3,663,662.12	4,291,945.28	-	218,039.12	15,181.20	-	233,220.32	4,525,165.60	27,104,749.75
Cash Disbursement Ceiling (CDC)																	
Non-Cash Availment Authority (NCAA)																	
Others (CDT, BTr Docs Stamp, etc.)																	
GRAND TOTAL	67,474,762.84	59,397,824.14	151,565,208.39	-	278,437,795.37	-	17,368,322.64	-	54,343,919.73	71,712,242.37	-	11,962,262.50	168,770.00	29,690.54	12,160,723.04	83,872,965.41	362,310,760.78

SUMMARY:

	Previous Report November	This month December	As of Date
Total Disbursement Authorities Received			
Unutilized NCA of previous month	477,490,499.82	486,401,545.76	
NCA	161,823,000.00	80,066,000.00	2,342,513,746.00
Working Fund			
TRA	9,965,254.67	10,919,097.89	117,096,345.44
CDC			
NCAA			
Others (CDT, BTr Docs Stamp, etc.)			
Less: Notice of Transfer Allocations (NTA)* issued	46,434,189.24	31,394,667.43	294,598,889.41
Total Disbursements Authorities Available	602,844,565.25	545,991,976.22	2,165,011,202.03
Less: Lapsed NCA	-	373,586,158.41	504,060,857.33
Disbursements	116,443,019.49	172,405,817.81	1,660,950,344.70
Balance of Disbursements Authorities as of to date	486,401,545.76	-	(0.00)





MONTHLY REPORT OF DISBURSEMENT  
For the month of December 2016

FAR No. 4  
ALL FUNDS  
CENTRAL OFFICE

Department : DEPARTMENT OF FINANCE  
Agency : BUREAU OF THE TREASURY  
Operating Unit : CENTRAL OFFICE  
Organization Code (UACS) : 11-005-00-00000  
Funding Source Code (as clustered): ALL FUNDS

PARTICULARS	TRUST LIABILITIES				GRAND TOTAL					Remarks
	PS	MOOE	CO	TOTAL	PS	MOOE	Fin. Exp	CO	TOTAL	
1	19	20	21	22=(19+20+21)	23	24	25	26	27=(23+24+25+26)	28
<b>October</b>										
Notice of Cash Allocation (NCA)	-	-	-	-	610,165.63	4,800,999.33	-	-	5,411,164.96	PS includes: TL & RG Payment in October 2016: P 131,939.98
MDS Checks Issued	-	-	-	-	7,087,021.92	13,198,291.76	38,268,075.30	3,276,972.35	61,830,361.33	
Advice to Debit Account	-	-	-	-	-	-	-	-	-	
Working Fund (NCA issued to BTr)	-	-	-	-	1,686,310.53	499,980.57	3,784,754.70	249,351.39	6,220,397.19	
Tax Remittance Advices Issued (TRA)	-	-	-	-	-	-	-	-	-	
Cash Disbursement Ceiling (CDC)	-	-	-	-	-	-	-	-	-	
Non-Cash Availment Authority (NCAA)	-	-	-	-	-	-	-	-	-	
Others (CDT, BTr Docs Stamp, etc.)	-	-	-	-	-	-	-	-	-	
<b>Total</b>	-	-	-	-	9,383,498.08	18,499,271.66	42,052,830.00	3,526,323.74	73,461,923.48	
<b>November</b>										
Notice of Cash Allocation (NCA)	-	-	-	-	6,145,874.47	4,381,452.38	-	-	10,527,326.85	PS includes: TL & RG Payment in November 2016: P 4,678,113.94
MDS Checks Issued	-	-	-	-	23,202,579.43	6,673,277.36	46,881,430.90	7,470,735.00	78,178,012.75	
Advice to Debit Account	-	-	-	-	2,803,078.22	476,281.89	4,636,619.10	11,722,415.28	20,679,654.49	
Tax Remittance Advices Issued (TRA)	-	-	-	-	-	-	-	2,049,275.46	9,965,254.67	
Cash Disbursement Ceiling (CDC)	-	-	-	-	-	-	-	-	-	
Non-Cash Availment Authority (NCAA)	-	-	-	-	-	-	-	-	-	
Others (CDT, BTr Docs Stamp, etc.)	-	-	-	-	-	-	-	-	-	
<b>Total</b>	-	-	-	-	32,151,532.12	11,531,011.63	51,518,050.00	21,242,425.74	116,443,019.49	
<b>December</b>										
Notice of Cash Allocation (NCA)	-	-	-	-	9,779,702.98	28,423,979.19	-	-	38,203,682.17	PS includes: TL & RG Payment in December 2016:
MDS Checks Issued	-	-	-	-	14,080,104.05	28,034,699.59	52,928,408.59	16,519,747.21	105,762,939.54	
Advice to Debit Account	-	-	-	-	2,079,925.61	2,239,447.21	5,234,689.80	11,720,078.31	21,273,839.99	
Tax Remittance Advices Issued (TRA)	-	-	-	-	-	-	-	1,365,035.27	10,919,097.89	
Cash Disbursement Ceiling (CDC)	-	-	-	-	-	-	-	-	-	
Non-Cash Availment Authority (NCAA)	-	-	-	-	-	-	-	-	-	
Others (CDT, BTr Docs Stamp, etc.)	-	-	-	-	-	-	-	-	-	
<b>Total</b>	-	-	-	-	25,939,732.64	58,698,125.99	58,163,098.39	29,604,860.79	172,405,817.81	
<b>4th Quarter</b>										
Notice of Cash Allocation (NCA)	-	-	-	-	16,535,743.08	37,606,430.90	-	-	54,142,173.98	PS includes: TL & RG Payment in December 2016:
MDS Checks Issued	-	-	-	-	44,369,705.40	47,906,268.71	138,077,914.79	23,990,482.21	136,253,966.90	
Advice to Debit Account	-	-	-	-	6,569,314.36	3,215,709.67	13,656,063.60	26,719,465.94	49,550,532.57	
Tax Remittance Advices Issued (TRA)	-	-	-	-	-	-	-	3,663,662.12	27,104,749.75	
Cash Disbursement Ceiling (CDC)	-	-	-	-	-	-	-	-	-	
Non-Cash Availment Authority (NCAA)	-	-	-	-	-	-	-	-	-	
Others (CDT, BTr Docs Stamp, etc.)	-	-	-	-	-	-	-	-	-	
<b>Total</b>	-	-	-	-	67,474,762.84	88,728,409.28	151,733,978.39	54,373,610.27	362,310,760.78	
<b>GRAND TOTAL</b>	-	-	-	-	67,474,762.84	88,728,409.28	151,733,978.39	54,373,610.27	362,310,760.78	

Certified Correct:

CAROL D. JORGE  
Agency Chief Accountant

Approved by:

CHRISTINE L. SANCHEZ, CESO IV  
Deputy Treasurer of the Philippines





MONTHLY REPORT OF DISBURSEMENTS  
For the month of December 2016

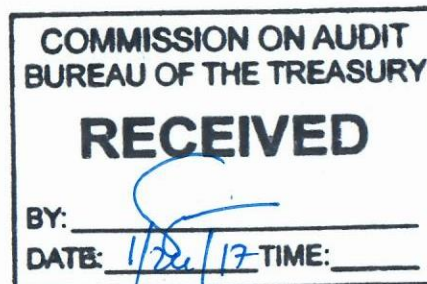
FAR No. 4  
01 (REGULAR AGENCY FUND)  
CENTRAL OFFICE

Department : DEPARTMENT OF FINANCE  
Agency : BUREAU OF THE TREASURY  
Operating Unit : Central Office  
Organization Code (UACS) : 11-005-00-00000  
Funding Source Code (as clustered): 01 (Regular Agency Fund)  
(e.g. Old Fund Code: 101,102, 151)

PARTICULARS	CURRENT YEAR BUDGET					PRIOR YEAR'S BUDGET												SUB-TOTAL
	PS	MOOE	Fin. Exp	CO	TOTAL	PRIOR YEAR'S ACCOUNTS PAYABLE					CURRENT YEAR'S ACCOUNTS PAYABLE (Charge Against Cont. Approp CY 2015)					TOTAL		
						PS	MOOE	Fin. Exp	CO	Sub-Total	PS	MOOE	Fin. Exp	CO	Sub-Total			
1	2	3	4	5	6= (2+ 3+4+5)	7	8	9	10	11= (7+ 8+9+10)	12	13	14	15	16= (12+ 13+14+15)	17=(11+16)	18=(6+17)	
October																		
Notice of Cash Allocation (NCA)					-													
MDS Checks Issued	610,165.63	2,312,875.86			2,923,041.49		129,913.27			129,913.27		2,358,210.20			2,358,210.20	2,488,123.47	5,411,164.96	
Advice to Debit Account	7,087,021.92	4,655,621.63	38,267,911.50		50,010,555.05		646,863.31		3,276,972.35	3,923,835.66		7,895,806.82	163.80		7,895,970.62	11,819,806.28	61,830,361.33	
Working Fund (NCA issued to BTr)																		
Tax Remittance Advices Issued (TRA)	1,686,310.53	296,504.41	3,784,738.50		5,767,553.44		51,785.14		249,351.39	301,136.53		151,691.02	16.20		151,707.22	452,843.75	6,220,397.19	
Cash Disbursement Ceiling (CDC)																		
Non-Cash Availment Authority (NCAA)																		
Others (CDT, BTr Docs Stamp, etc.)																		
Total	9,383,498.08	7,265,001.90	42,052,650.00	-	58,701,149.98	-	828,561.72	-	3,526,323.74	4,354,885.46	-	10,405,708.04	180.00	-	10,405,888.04	14,760,773.50	73,461,923.48	
November																		
Notice of Cash Allocation (NCA)					-													
MDS Checks Issued	6,145,874.47	3,322,803.49			9,468,677.96		114,253.75		7,470,735.00	7,584,988.75		451,760.71			451,760.71	8,036,749.46	17,505,427.42	
Advice to Debit Account	23,202,579.43	5,005,315.20	46,728,818.50		74,936,713.13		691,294.64		3,945,817.09	4,637,111.73		976,667.52	152,612.40		1,129,279.92	5,766,391.65	80,703,104.78	
Tax Remittance Advices Issued (TRA)	2,803,078.22	357,374.03	4,621,531.50		7,781,983.75		53,721.56		358,710.65	412,432.21		65,186.30	15,087.60		80,273.90	492,706.11	8,274,689.86	
Cash Disbursement Ceiling (CDC)																		
Non-Cash Availment Authority (NCAA)																		
Others (CDT, BTr Docs Stamp, etc.)																		
Total	32,151,532.12	8,685,492.72	51,350,350.00	-	92,187,374.84	-	859,269.95	-	11,775,262.74	12,634,532.69	-	1,493,614.53	167,700.00	-	1,661,314.53	14,295,847.22	106,483,222.06	
December																		
Notice of Cash Allocation (NCA)					-													
MDS Checks Issued	9,779,702.98	19,623,114.17			29,402,817.15		7,958,892.23		16,519,747.21	24,478,639.44		43,151.06			43,151.06	24,521,790.50	53,924,607.65	
Advice to Debit Account	14,080,104.05	20,757,550.24	52,927,595.99		87,765,250.28		7,198,822.28		11,690,387.77	18,889,210.05		18,627.07	812.60	29,690.54	49,130.21	18,938,340.26	106,703,590.54	
Tax Remittance Advices Issued (TRA)	2,079,925.61	1,715,447.13	5,234,612.40		9,029,985.14		522,776.46		1,365,035.27	1,887,811.73		1,161.80	77.40	-	1,239.20	1,889,060.93	10,919,036.07	
Cash Disbursement Ceiling (CDC)																		
Non-Cash Availment Authority (NCAA)																		
Others (CDT, BTr Docs Stamp, etc.)																		
Total	25,939,732.64	42,096,111.54	58,162,208.39	-	126,198,052.57	-	15,680,490.97	-	29,575,170.25	45,255,661.22	-	62,939.93	890.00	29,690.54	93,520.47	45,349,181.69	171,547,234.26	
4th Quarter																		
Notice of Cash Allocation (NCA)					-													
MDS Checks Issued	16,535,743.08	25,258,793.52			41,794,536.60		8,203,059.25		23,990,482.21	32,193,541.46		2,853,121.97			2,853,121.97	35,046,663.43	76,841,200.03	
Advice to Debit Account	44,369,705.40	30,418,487.07	137,924,325.99		212,712,518.46		8,536,980.23		18,913,177.21	27,450,157.44		8,891,101.41	153,588.80	29,690.54	9,074,380.75	36,524,538.19	249,237,056.65	
Tax Remittance Advices Issued (TRA)	6,569,314.36	2,369,325.57	13,640,882.40		22,579,522.33		628,283.16		1,973,097.31	2,601,380.47		218,039.12	15,181.20		233,220.32	2,834,600.79	25,414,123.12	
Cash Disbursement Ceiling (CDC)																		
Non-Cash Availment Authority (NCAA)																		
Others (CDT, BTr Docs Stamp, etc.)																		
GRAND TOTAL	67,474,762.84	58,046,606.16	151,565,208.39	-	277,086,577.39	-	17,368,322.64	-	44,876,756.73	62,245,079.37	-	11,962,262.50	168,770.00	29,690.54	12,160,723.04	74,405,802.41	351,492,379.80	
SUMMARY:																		

SUMMARY:

	Previous Report November	This month December	As of Date
Total Disbursement Authorities Received			
Unutilized NCA of previous month	466,190,499.82	482,030,778.38	
NCA	160,483,000.00	77,716,000.00	2,310,458,474.00
Working Fund			
TRA	8,274,689.86	10,919,036.07	114,452,854.60
CDC			
NCAA			
Others (CDT, BTr Docs Stamp, etc.)			
Less: Notice of Transfer Allocations (NTA) issued	46,434,189.24	31,394,667.43	294,598,889.41
Total Disbursements Authorities Available	588,514,000.44	539,271,147.02	2,130,312,439.19
Less: Lapsed NCA			
Disbursements	106,483,222.06	171,547,234.26	487,995,132.34
Balance of Disbursements Authorities as of date	482,030,778.38	0.00	1,642,317,306.85
			(0.00)
			0.00





MONTHLY REPORT OF DISBURSEMENTS  
For the month of December 2016

Department : DEPARTMENT OF FINANCE  
Agency : BUREAU OF THE TREASURY  
Operating Unit : Central Office  
Organization Code (UACS) : 11-005-00-00000  
Funding Source Code (as clustered) : 01 (Regular Agency Fund)  
(e.g. Old Fund Code: 101,102, 151)

PARTICULARS	TRUST LIABILITIES				GRAND TOTAL					Remarks
	PS	MOOE	CO	TOTAL	PS	MOOE	Fin. Exp	CO	TOTAL	
1	19	20	21	22=(19+20+21)	23	24	25	26	27=(23+24+25+26)	28
<b>October</b>										
Notice of Cash Allocation (NCA)										
MDS Checks Issued										
Advice to Debit Account				-	610,165.63	4,800,999.33	-	-	-	PS includes:
Working Fund (NCA issued to BTr)				-	7,087,021.92	13,198,291.76	38,268,075.30	3,276,972.35	5,411,164.96	TL & RG Payment in October 2016:
Tax Remittance Advices Issued (TRA)				-	-	-	-	-	61,830,361.33	P 131,939.98
Cash Disbursement Ceiling (CDC)				-	1,686,310.53	499,980.57	3,784,754.70	249,351.39	6,220,397.19	
Non-Cash Availment Authority (NCAA)				-	-	-	-	-	-	
Others (CDT, BTr Docs Stamp, etc.)				-	-	-	-	-	-	
<b>Total</b>				-	-	-	-	-	-	
<b>November</b>					9,383,498.08	18,499,271.66	42,052,830.00	3,526,323.74	73,461,923.48	
Notice of Cash Allocation (NCA)										
MDS Checks Issued				-	-	-	-	-	-	PS includes:
Advice to Debit Account				-	6,145,874.47	3,888,817.95	-	-	-	TL & RG Payment in November 2016:
Tax Remittance Advices Issued (TRA)				-	23,202,579.43	6,673,277.36	46,881,430.90	7,470,735.00	17,505,427.42	P 4,678,113.94
Cash Disbursement Ceiling (CDC)				-	2,803,078.22	476,281.89	4,636,619.10	3,945,817.09	80,703,104.78	
Non-Cash Availment Authority (NCAA)				-	-	-	-	358,710.65	8,274,689.86	
Others (CDT, BTr Docs Stamp, etc.)				-	-	-	-	-	-	
<b>Total</b>				-	-	-	-	-	-	
<b>December</b>					32,151,532.12	11,038,377.20	51,518,050.00	11,775,262.74	106,483,222.06	
Notice of Cash Allocation (NCA)										
MDS Checks Issued				-	-	-	-	-	-	PS includes:
Advice to Debit Account				-	9,779,702.98	27,625,157.46	-	-	-	TL & RG Payment in December 2016:
Tax Remittance Advices Issued (TRA)				-	14,080,104.05	27,974,999.59	52,928,408.59	16,519,747.21	53,924,607.65	
Cash Disbursement Ceiling (CDC)				-	2,079,925.61	2,239,385.39	5,234,689.80	11,720,078.31	106,703,590.54	
Non-Cash Availment Authority (NCAA)				-	-	-	-	1,365,035.27	10,919,036.07	
Others (CDT, BTr Docs Stamp, etc.)				-	-	-	-	-	-	
<b>Total</b>				-	-	-	-	-	-	
<b>4th Quarter</b>					25,939,732.64	57,839,542.44	58,163,098.39	29,604,860.79	171,547,234.26	
Notice of Cash Allocation (NCA)										
MDS Checks Issued				-	-	-	-	-	-	
Advice to Debit Account				-	16,535,743.08	36,314,974.74	-	-	-	
Tax Remittance Advices Issued (TRA)				-	44,369,705.40	47,846,568.71	138,077,914.79	23,990,482.21	76,841,200.03	
Cash Disbursement Ceiling (CDC)				-	6,569,314.36	3,215,647.85	13,656,063.60	18,942,867.75	249,237,056.65	
Non-Cash Availment Authority (NCAA)				-	-	-	-	1,973,097.31	25,414,123.12	
Others (CDT, BTr Docs Stamp, etc.)				-	-	-	-	-	-	
<b>GRAND TOTAL</b>				-	67,474,762.84	87,377,191.30	151,733,978.39	44,906,447.27	351,492,379.80	

Certified Correct:

CAROL D. JORGE  
Agency Chief Accountant

Approved by:

CHRISTINE L. SANCHEZ, CESO IV  
Deputy Treasurer of the Philippines





MONTHLY REPORT OF DISBURSEMENT  
For the month of December 2016

FAR No. 4  
04 (SPECIAL ACCOUNT - FOREIGN ASSISTED  
FUNDGRANTS)  
CENTRAL OFFICE

Department : DEPARTMENT OF FINANCE  
Agency : BUREAU OF THE TREASURY  
Operating Unit : CENTRAL OFFICE  
Organization Code (UACS) : 11-005-00-00000  
Funding Source Code (as clustered) : 04 (SPECIAL ACCOUNT - FOREIGN ASSISTED/GRANTS)

PARTICULARS	CURRENT YEAR BUDGET					PRIOR YEAR'S BUDGET										SUB-TOTAL	TRUST LIABILITIES				GRAND TOTAL					Remarks	
	PS	MOOE	Fin. Exp	CO	TOTAL	PRIOR YEAR'S ACCOUNTS PAYABLE					CURRENT YEAR'S ACCOUNTS PAYABLE (Charge Against Cont. Appropriation CY 2016)						PS	MOOE	CO	TOTAL	PS	MOOE	Fin. Exp	CO	TOTAL		
						PS	MOOE	Fin. Exp	CO	Sub-Total	PS	MOOE	CO	Sub-Total	TOTAL												
1	2	3	4	5	6=(2+3+4+5)	7	8	9	10	11=(7+8+9+10)	12	13	14	15	16=(12+13+14+15)	17=(11+16)	18=(6+17)	19	20	21	22=(19+20+21)	23	24	25	26	27=(23+24+25+26)	28
October																											
Notice of Cash Allocation (NCA)																											
MDS Checks Issued																											
Advice to Debit Account																											
Working Fund (NCA issued to BTr)																											
Tax Remittance Advices Issued (TRA)																											
Cash Disbursement Ceiling (CDC)																											
Non-Cash Availment Authority (NCAA)																											
Others (CDT, BTr Docs Stamp, etc.)																											
Total																											
November																											
Notice of Cash Allocation (NCA)																											
MDS Checks Issued																											
Advice to Debit Account																											
Tax Remittance Advices Issued (TRA)																											
Cash Disbursement Ceiling (CDC)																											
Non-Cash Availment Authority (NCAA)																											
Others (CDT, BTr Docs Stamp, etc.)																											
Total																											
December																											
Notice of Cash Allocation (NCA)																											
MDS Checks Issued																											
Advice to Debit Account																											
Tax Remittance Advices Issued (TRA)																											
Cash Disbursement Ceiling (CDC)																											
Non-Cash Availment Authority (NCAA)																											
Others (CDT, BTr Docs Stamp, etc.)																											
Total																											
4th Quarter																											
Notice of Cash Allocation (NCA)																											
MDS Checks Issued																											
Advice to Debit Account																											
Tax Remittance Advices Issued (TRA)																											
Cash Disbursement Ceiling (CDC)																											
Non-Cash Availment Authority (NCAA)																											
Others (CDT, BTr Docs Stamp, etc.)																											
Total																											
GRAND TOTAL																											

SUMMARY:

	Previous Report November	This month December	As of Date
Total Disbursement Authorities Received			
Unutilized NCA of previous month	11,300,000.00	4,370,767.38	
NCA	1,340,000.00	2,350,000.00	32,055,272.00
Working Fund			
TRA	1,690,564.81	61.82	2,643,490.84
CDC			
NCAA			
Others (CDT, BTr Docs Stamp, etc.)			
Less: Notice of Transfer Allocations (NTA)* issued			
Total Disbursements Authorities Available	14,330,564.81	6,720,829.20	34,698,762.84
Less: Lapsed NCA			
Disbursements	9,959,797.43	5,862,245.65	18,065,724.99
Balance of Disbursements Authorities as of to date	4,370,767.38		

	Previous Report November	This month December	As of Date
Total Disbursements Program			
Less: Actual Disbursements	9,959,797.43	858,583.55	18,633,037.85
(Over)/Under spending	(9,959,797.43)	(858,583.55)	(18,633,037.85)

Certified Correct:

*Carol D. Jorge*

CAROL D. JORGE

Agency Chief Accountant

Date: \_\_\_\_\_

Approved by:

*Christine L. Sanchez*

CHRISTINE L. SANCHEZ, CESO IV

Deputy Treasurer of the Philippines

Date: \_\_\_\_\_

COMMISSION ON AUDIT  
BUREAU OF THE TREASURY

RECEIVED

BY: \_\_\_\_\_

DATE: 1/9/17 TIME: \_\_\_\_\_





MONTHLY REPORT OF DISBURSEMENTS  
For the month of December 2016

FAR No. 4  
01 (REGULAR AGENCY FUND)  
REGIONAL OFFICES

Department : DEPARTMENT OF FINANCE  
Agency : BUREAU OF THE TREASURY  
Operating Unit : REGIONAL OFFICES  
Organization Code (UACS) : 11-005-00-00000  
Funding Source Code (as clustered): 01 (Regular Agency Fund)  
(e.g. Old Fund Code: 101,102, 151)

Funding the Republic

PARTICULARS	CURRENT YEAR BUDGET					PRIOR YEAR'S BUDGET											TRUST LIABILITIES				GRAND TOTAL					Remarks		
	PS	MOOE	Fin. Exp	CO	TOTAL	PRIOR YEAR'S ACCOUNTS PAYABLE					CURRENT YEAR'S ACCOUNTS PAYABLE (Charge Against Cont. Approp CY 2015)					TOTAL	SUB-TOTAL	PS	MOOE	CO	TOTAL	PS	MOOE	Fin. Exp	CO		TOTAL	
						PS	MOOE	Fin. Exp	CO	Sub-Total	PS	MOOE	Fin. Exp	CO	Sub-Total													
1	2	3	4	5	6=(2+3+4+5)	7	8	9	10	11=(7+8+9+10)	12	13	14	15	16=(12+13+14+15)	17=(11+16)	18=(6+17)	19	20	21	22=(19+20+21)	23	24	25	26	27=(23+24+25+26)	28	
October																												
Notice of Cash Allocation (NCA)																												
MDS Checks Issued	3,718,838.63	1,361,679.10	-	-	5,080,517.73	-	-	-	-	-	-	-	-	-	-	-	5,080,517.73	-	-	-	-	3,718,838.63	1,361,679.10	-	-	5,080,517.73		
Advice to Debit Account	10,412,708.68	2,045,067.81	-	-	12,457,776.49	-	48,148.99	-	-	48,148.99	-	21,881.00	-	-	-	21,881.00	70,029.99	12,527,806.48	-	-	-	-	10,412,708.68	2,115,097.80	-	-	12,527,806.48	
Working Fund (NCA issued to BTr)																												
Tax Remittance Advices Issued (TRA)	2,264,036.66	138,289.43	-	-	2,402,326.09	-	915.52	-	-	915.52	-	-	-	-	-	915.52	2,403,241.61	2,527,806.48	-	-	-	-	2,264,036.66	139,204.95	-	-	2,403,241.61	
Cash Disbursement Ceiling (CDC)																												
Non-Cash Availment Authority (NCAA)																												
Others (CDT, BTr Docs Stamp, etc.)																												
Total	16,395,583.97	3,545,036.34	-	-	19,940,620.31	-	49,064.51	-	-	49,064.51	-	21,881.00	-	-	21,881.00	70,945.51	20,011,565.82	12,527,806.48	-	-	-	-	16,395,583.97	3,615,981.85	-	-	20,011,565.82	
November																												
Notice of Cash Allocation (NCA)																												
MDS Checks Issued	5,849,627.22	2,550,084.69	-	-	8,399,711.91	-	-	-	-	-	-	1,050.00	-	-	1,050.00	1,050.00	8,400,761.91	12,527,806.48	-	-	-	-	5,849,627.22	2,551,134.69	-	-	8,400,761.91	
Advice to Debit Account	33,536,555.76	3,286,545.37	-	-	36,823,101.13	-	-	-	-	-	-	47,837.57	-	-	47,837.57	47,837.57	36,870,938.70	36,870,938.70	-	-	-	-	33,536,555.76	3,334,382.94	-	-	36,870,938.70	
Tax Remittance Advices Issued (TRA)	3,068,673.41	184,725.19	-	-	3,253,398.60	-	-	-	-	-	-	527.92	-	-	527.92	527.92	3,253,926.52	3,253,926.52	-	-	-	-	3,068,673.41	185,253.11	-	-	3,253,926.52	
Cash Disbursement Ceiling (CDC)																												
Non-Cash Availment Authority (NCAA)																												
Others (CDT, BTr Docs Stamp, etc.)																												
Total	42,454,856.39	6,021,355.25	-	-	48,476,211.64	-	-	-	-	-	-	49,415.49	-	-	49,415.49	49,415.49	48,525,627.13	36,870,938.70	-	-	-	-	42,454,856.39	6,070,770.74	-	-	48,525,627.13	
December																												
Notice of Cash Allocation (NCA)																												
MDS Checks Issued	5,239,671.85	3,027,926.58	-	-	8,267,598.43	-	-	-	-	-	-	6,650.00	-	814,349.87	820,999.87	820,999.87	9,088,598.30	9,088,598.30	-	-	-	-	5,239,671.85	3,034,576.58	-	814,349.87	9,088,598.30	
Advice to Debit Account	19,980,796.88	3,772,910.62	-	58,395.00	23,812,102.50	-	-	-	-	-	-	85,673.22	-	-	85,673.22	85,673.22	23,897,775.72	23,897,775.72	-	-	-	-	19,980,796.88	3,858,583.84	-	58,395.00	23,897,775.72	
Tax Remittance Advices Issued (TRA)	3,616,977.38	234,217.75	-	-	3,851,195.13	-	-	-	-	-	-	1,382.97	-	52,950.13	54,333.10	54,333.10	3,905,528.23	3,905,528.23	-	-	-	-	3,616,977.38	235,600.72	-	52,950.13	3,905,528.23	
Cash Disbursement Ceiling (CDC)																												
Non-Cash Availment Authority (NCAA)																												
Others (CDT, BTr Docs Stamp, etc.)																												
Total	28,837,446.11	7,035,054.95	-	58,395.00	35,930,896.06	-	-	-	-	-	-	93,706.19	-	867,300.00	961,006.19	961,006.19	36,891,902.25	36,891,902.25	-	-	-	-	28,837,446.11	7,128,761.14	-	925,695.00	36,891,902.25	
4th Quarter																												
Notice of Cash Allocation (NCA)																												
MDS Checks Issued	14,808,137.70	6,939,690.37	-	-	21,747,828.07	-	-	-	-	-	-	7,700.00	-	814,349.87	822,049.87	822,049.87	22,569,877.94	22,569,877.94	-	-	-	-	14,808,137.70	6,947,390.37	-	814,349.87	22,569,877.94	
Advice to Debit Account	63,930,061.32	9,104,523.80	-	58,395.00	73,092,980.12	-	48,148.99	-	-	48,148.99	-	155,391.79	-	-	155,391.79	203,540.78	73,296,520.90	73,296,520.90	-	-	-	-	63,930,061.32	9,308,064.58	-	58,395.00	73,296,520.90	
Tax Remittance Advices Issued (TRA)	8,949,687.45	557,232.37	-	-	9,506,919.82	-	915.52	-	-	915.52	-	1,910.89	-	52,950.13	54,861.02	55,776.54	9,562,696.36	9,562,696.36	-	-	-	-	8,949,687.45	560,058.78	-	52,950.13	9,562,696.36	
Cash Disbursement Ceiling (CDC)																												
Non-Cash Availment Authority (NCAA)																												
Others (CDT, BTr Docs Stamp, etc.)																												
Total	87,687,886.47	16,601,446.54	-	58,395.00	104,347,728.01	-	49,064.51	-	-	49,064.51	-	165,002.68	-	867,300.00	1,032,302.68	1,081,367.19	105,429,095.20	105,429,095.20	-	-	-	-	87,687,886.47	16,815,513.73	-	925,695.00	105,429,095.20	
GRAND TOTAL																												
SUMMARY:																												

SUMMARY:

	Previous Report November	This month December	As of Date
Total Disbursement Authorities Received			
Unutilized NTA of previous month	2,136,989.68	3,299,478.31	
NTA	46,434,189.24	31,394,667.43	294,598,889.41
Working Fund			
TRA	3,253,926.52	3,905,528.23	31,017,628.08
CDC			
NCAA			
Others (CDT, BTr Docs Stamp, etc.)			
Less: Notice of Transfer Allocations (NTA)* issued			
Total Disbursements Authorities Available	51,825,105.44	38,599,673.97	325,616,517.49
Less: Lapsed NCA		1,707,771.72	5,585,568.36
Disbursements *	48,525,627.13	36,891,902.25	320,030,949.13
Balance of Disbursements Authorities as of to date	3,299,478.31	-	-

Consolidated by:

JHANNINE SALVADOR  
TOO II

Date: \_\_\_\_\_

Noted by:

CAROL D. JORGE  
Agency Chief Accountant

Date: \_\_\_\_\_

CHRISTINE L. SANCHEZ, CESO IV  
Deputy Treasurer of the Philippines

Date: \_\_\_\_\_

COMMISSION ON AUDIT  
BUREAU OF THE TREASURY  
RECEIVED

BY: \_\_\_\_\_  
DATE: 11 Dec 17 TIME: \_\_\_\_\_





## SUMMARY OF MONTHLY DISBURSEMENT PROGRAM FOR CY 2016

Funding the Republic

GAA	JUNE	JULY	AUGUST	SEPTEMBER	OCTOBER	NOVEMBER	DECEMBER	TOTAL
Disbursement Program per BED 2 (net of TRA)	150,700,000.00	124,096,000.00	123,596,000.00	133,599,000.00	118,078,000.00	184,204,000.00	97,234,000.00	1,856,853,000.00
Estimated TRA	7,977,425.14	6,569,121.10	6,542,653.20	7,072,170.01	6,250,553.45	9,750,986.20	5,147,159.63	98,294,000.00
Disbursement Program for the Month (gross of TRA)	158,677,425.14	130,665,121.10	130,138,653.20	140,671,170.01	124,328,553.45	193,954,986.20	102,381,159.63	1,955,147,000.00
NCA of RG & TL	19,038,470.00	896,921.00	4,873,454.00	341,222.00	131,940.00	12,597,350.00		42,833,180.00
NCA of Salary differential	1,934,000.00		1,714,000.00	1,714,000.00	1,714,000.00			16,760,000.00
NCA of Mid-Year Bonus FY 2016								9,492,824.00
NCA of PBB FY 2015						7,417,650.00		7,417,650.00
Total Program (including TL & RG)	179,649,895.14	131,562,042.10	136,726,107.20	142,726,392.01	126,174,493.45	213,969,986.20	102,381,159.63	2,031,650,654.00
Disbursement Program as of Date (GAA & TL/RG)	1,178,110,473.40	1,309,672,515.51	1,446,398,622.71	1,589,125,014.72	1,715,299,508.17	1,929,269,494.37	2,031,650,654.00	
SUPPLEMENTAL BUDGET - MOOE & CO								
Disbursement Program per BED 2 (net of TRA)								
Estimated TRA	-	-	-	-	-	-	-	-
Disbursement Program for the Month (gross of TRA)	-	-	-	-	-	-	-	-
Disbursement Program as of Date (SUPPLEMENTAL-MOOE&CO)	-	-	-	-	-	-	-	-
SUPPLEMENTAL BUDGET - FINEX								
Disbursement Program per BED 2 (net of TRA)								
Estimated TRA								
Disbursement Program for the Month (gross of TRA)								
Disbursement Program as of Date (SUPPLEMENTAL-FINEX)								
GRAND TOTAL (RA)								
Disbursement Program per BED 2 (net of TRA)	150,700,000.00	124,096,000.00	123,596,000.00	133,599,000.00	118,078,000.00	184,204,000.00	97,234,000.00	
Estimated TRA	7,977,425.14	6,569,121.10	6,542,653.20	7,072,170.01	6,250,553.45	9,750,986.20	5,147,159.63	
Disbursement Program for the Month (gross of TRA)	179,649,895.14	131,562,042.10	136,726,107.20	142,726,392.01	126,174,493.45	213,969,986.20	102,381,159.63	
Disbursement Program as of Date	1,178,110,473.40	1,309,672,515.51	1,446,398,622.71	1,589,125,014.72	1,715,299,508.17	1,929,269,494.37	2,031,650,654.00	
GRANT-KFW IDF (TSA CAPACITY BUILDING)								
Disbursement Program per BED 2 (net of TRA)								
Estimated TRA	-	-	-	-	-	-	-	-
Disbursement Program for the Month (gross of TRA)	-	-	-	-	-	-	-	-
Disbursement Program as of Date (KFW)	-	-	-	-	-	-	-	-
GRAND TOTAL (ALL FUNDS)								
Disbursement Program per BED 2 (net of TRA)	150,700,000.00	124,096,000.00	123,596,000.00	133,599,000.00	118,078,000.00	184,204,000.00	97,234,000.00	1,856,853,000.00
Estimated TRA	7,977,425.14	6,569,121.10	6,542,653.20	7,072,170.01	6,250,553.45	9,750,986.20	5,147,159.63	98,294,000.00
Disbursement Program for the Month (gross of TRA)	179,649,895.14	131,562,042.10	136,726,107.20	142,726,392.01	126,174,493.45	213,969,986.20	102,381,159.63	2,031,650,654.00
Disbursement Program as of Date	1,178,110,473.40	1,309,672,515.51	1,446,398,622.71	1,589,125,014.72	1,715,299,508.17	1,929,269,494.37	2,031,650,654.00	

COMMISSION ON AUDIT  
BUREAU OF THE TREASURY

RECEIVED

BY: \_\_\_\_\_

DATE: 1/26/17 TIME: \_\_\_\_\_





Funding the Republic

SUMMARY OF NOTICE CASH ALLOCATION  
as of December 31, 2016

MDS Account No: 2001-90003-1

GAA

NCA-BMB-A-16-0000486/January 5,2016

NCA-BMB-A-16-0010300/June 13,2016

NCA-BMB-A-16-0010300/July 15,2016

REGULAR

RLIP

Total (GAA)

UACS CODE

	JUNE	JULY	AUGUST	SEPTEMBER	OCTOBER	NOVEMBER	DECEMBER	TOTAL
01101101	125,071,000.00	155,685,000.00	198,992,000.00	156,948,000.00	548,380,000.00	133,948,000.00	73,050,000.00	2,171,487,000.00
01104102	2,742,000.00	3,024,000.00	2,953,000.00	2,953,000.00	2,952,000.00	2,951,000.00	2,951,000.00	34,235,000.00
	127,813,000.00	158,709,000.00	201,945,000.00	159,901,000.00	551,332,000.00	136,899,000.00	76,001,000.00	2,205,722,000.00

Salary Differential

NCA-BMB-A-16-0003562 / 0012906

01101406

1,934,000.00		1,714,000.00	1,714,000.00	1,714,000.00	3,569,000.00	1,715,000.00		22,044,000.00
--------------	--	--------------	--------------	--------------	--------------	--------------	--	---------------

Mid-Year Bonus FY 2016

NCA-BMB-A-16-0007688 / May 10,2016

01101406

								9,492,824.00
--	--	--	--	--	--	--	--	--------------

PBB FY 2015

NCA-BMB-A-16-0020999 / November 14,2016

01101406

						7,417,650.00		7,417,650.00
--	--	--	--	--	--	--------------	--	--------------

SUPPLEMENTAL APPRO - MOOE & CO

01103101

								-
--	--	--	--	--	--	--	--	---

SUPPLEMENTAL APPRO- FINEX

01103101

								-
--	--	--	--	--	--	--	--	---

Total (SUPPLEMENTAL)

Sub-Total (MDS 2001-90003-1)

-	-	-	-	-	-	-	-	-
129,747,000.00	158,709,000.00	203,659,000.00	161,615,000.00	553,046,000.00	147,885,650.00	77,716,000.00		2,244,676,474.00

MDS Account No: 2001-90210-6 \*

RG & RL

01101407 / 01101101

19,038,470.00	896,921.00	4,873,454.00	341,222.00	131,940.00	12,597,350.00			42,833,180.00
---------------	------------	--------------	------------	------------	---------------	--	--	---------------

MDS Account No: 2001-90258-2

GRANT-KFW IDF (TSA CAPACITY BUILDING)

NCA-BMB-A-16-0004939/0017235

04104161

3,408,164.00			5,559,535.00	11,300,000.00	1,340,000.00	2,350,000.00		32,055,272.00
--------------	--	--	--------------	---------------	--------------	--------------	--	---------------

MDS Account No: 2001-90234-3

TRUST RECEIPTS

07308602

	22,948,820.00							22,948,820.00
--	---------------	--	--	--	--	--	--	---------------

Sub-Total (KFW)

GRAND TOTAL

-	-	-	-	-	-	-	-	-
152,193,634.00	182,554,741.00	208,532,454.00	167,515,757.00	564,477,940.00	161,823,000.00	80,066,000.00		2,342,513,746.00

\*See attached details

Certified Correct:

*Carol D. Jorge*

Carol D. Jorge

Agency Chief Accountant

Approved by:

*Christine L. Sanchez*

Christine L. Sanchez, CESO IV

Deputy Treasurer of the Philippines





NOTICE OF CASH ALLOCATION RECEIVED - Terminal Leave & Retirement Gratuity  
as of December 31, 2016

*Funding the Republic*

MDS Account No: 2001-90210-6 (TL&RG)

Date	NCA NO.		AMOUNT	Purpose
01/08/16	NCA-BMB-A-16-0000830	01101101	409,053.00	TL of Ms. Teresita C. Reyes
02/02/16	NCA-BMB-A-16-0001963	01101407	172,760.00	TL of Mr. Glenn M. Romero
03/01/16	NCA-BMB-A-16-0003001	01101407	152,647.00	TL of Mr. Miguel Albano
03/08/16	NCA-BMB-A-16-0003855	01101407	1,322,333.00	TL of Ms. Elizabeth Pasa & Mr. rolando Saavedra
03/30/16	NCA-BMB-A-16-0004890	01101101	139,939.00	TL of Ms. Celia Ong Carbonell
04/04/16	NCA-BMB-A-16-0005299	01101407	315,661.00	TL of Ms. Esterlina Garcia & Ms. Emeteria Adalia
04/04/16	NCA-BMB-A-16-0005300	01101101	399,744.00	TL of Ms. Aurora Tan
04/05/16	NCA-BMB-A-16-0005446	01101101	1,864,223.00	TL of Mr. Condino & Ms. Tumaneng
04/22/16	NCA-BMB-A-16-0006556	01101407	177,463.00	TL of Ms. Leuvina Amboy
06/01/16	NCA-BMB-A-16-0008963	01101407	2,823,890.00	RG of Mr. Celestino Pecayo (Legal Heir of Ms. Teresita Pecayo)
06/01/16	NCA-BMB-A-16-0008893	01101101	2,298,458.00	TL of Ms. Nelita Ledesma & Ms. Nenita Mendoza
06/01/16	NCA-BMB-A-16-0008892	01101407	2,873,932.00	TL of Ms. Agoc, Dinamling, Lacambra & Mr. Pecayo
06/23/16	NCA-BMB-A-16-0011343	01101407	11,042,190.00	Monetization of Leave credits of 212 BTr Employees
07/07/16	NCA-BMB-A-16-0011754	01101407	223,580.00	TL of Ms. Marites Guevarra
07/07/16	NCA-BMB-A-16-0011753	01101101	673,341.00	TL of Mr. Narzabal & Mr. Valentino Simbajon
08/12/16	NCA-BMB-A-16-0015218	01101407	4,873,454.00	Monetization of Leave credits of 99 BTr Employees
09/05/16	NCA-BMB-A-16-0016557	01101407	263,784.00	TL of Ms. Felicitas V. Flores
09/22/16	NCA-BMB-A-16-0017689	01101407	77,438.00	TL of Mr. Deo M. Belmonte (Legal heir of Ms. Myrna Belmonte)
10/04/16	NCA-BMB-A-16-0018294	01101101	131,940.00	TL of Ms. Teresita Mercado
10/27/16	NCA-BMB-A-16-0019691	01101407	893,137.00	TL of Ms. Sharon Almanza
11/14/16	NCA-BMB-A-16-0020214	01101101	1,870,324.00	TL of Mr. R. Limbago & Mr. F. Morales
11/16/16	NCA-BMB-A-16-0021158	01101407	9,833,889.00	Monetization of Leave credits of 176 BTr Employees
Sub-Total			<u>42,833,180.00</u>	