

CY 2019 STATEMENT OF APPROPRIATIONS, ALLOTMENTS, OBLIGATIONS, DISBURSEMENTS AND BALANCES
As of June 30, 2019

Department : Department of Finance
Agency : BUREAU OF THE TREASURY
Operating Unit : CONSOLIDATED - SUMMARY
Organization Code : 11-005-00-00000
Funding Source Cod : ALL FUNDS (Cluster 01 and Cluster 04)

FAR SUMMARY

X	Current Year Appropriations
	Supplemental Appropriations
X	Continuing Appropriations

PARTICULARS	UACS Code	APPROPRIATIONS			ALLOTMENTS					OBLIGATIONS					
		Authorized Appropriation	Adjustments	Adjusted Appropriation	Allotments received	Adjustments	Transfer To	Transfer From	Adjusted Total Allotments	1st Quarter	2nd Quarter		3rd Quarter	4th Quarter	TOTAL
											April	May - June			
1	2	3	4	5=3+4	6	7	8	9	10=6+7-8+9	11	12		13	14	15=11:14
BT REGULAR AGENCY BUDGET															
A. Current Appropriation, FY 2019 RA 11260 01 1 01 101															
Personnel Services		515,434,000.00	-	515,434,000.00	515,434,000.00	-	-	-	515,434,000.00	87,834,674.53	42,688,986.66	105,649,620.57	-	-	236,173,281.76
Maintenance and Other Operating Expenses		401,613,750.00	-	401,613,750.00	401,613,750.00	-	-	-	401,613,750.00	67,194,792.86	18,658,205.72	55,628,441.49	-	-	141,481,440.07
Financial Expenses		-	-	-	-	-	-	-	-	-	-	-	-	-	-
Capital Outlay		77,725,000.00	-	77,725,000.00	77,725,000.00	-	-	-	77,725,000.00	3,741,599.00	37,235.00	36,507,881.60	-	-	40,286,715.60
Total		994,772,750.00	-	994,772,750.00	994,772,750.00	-	-	-	994,772,750.00	158,771,066.39	61,384,427.38	197,785,943.66	-	-	417,941,437.43
B. Continuing Appropriation, FY 2018 RA 10964 01 1 02 101															
Personnel Services		-	-	-	-	-	-	-	-	-	-	-	-	-	-
Maintenance and Other Operating Expenses		36,173,387.83	-	36,173,387.83	36,173,387.83	-	-	-	36,173,387.83	-	-	6,458,382.74	-	-	6,458,382.74
Financial Expenses		-	-	-	-	-	-	-	-	-	-	-	-	-	-
Capital Outlay		3,774,582.27	-	3,774,582.27	3,774,582.27	-	-	-	3,774,582.27	-	-	-	-	-	-
Total		39,947,970.10	-	39,947,970.10	39,947,970.10	-	-	-	39,947,970.10	-	-	6,458,382.74	-	-	6,458,382.74
C. Automatic Appropriation, FY 2019 RA 11260 01 1 04 102															
Personnel Services		42,877,000.00	-	42,877,000.00	42,877,000.00	-	-	-	42,877,000.00	9,345,263.72	2,227,415.54	7,456,910.91	-	-	19,029,590.17
Maintenance and Other Operating Expenses		-	-	-	-	-	-	-	-	-	-	-	-	-	-
Financial Expenses		-	-	-	-	-	-	-	-	-	-	-	-	-	-
Capital Outlay		-	-	-	-	-	-	-	-	-	-	-	-	-	-
Total		42,877,000.00	-	42,877,000.00	42,877,000.00	-	-	-	42,877,000.00	9,345,263.72	2,227,415.54	7,456,910.91	-	-	19,029,590.17
D. Special Purpose Funds															
Personnel Services		879,749.00	-	879,749.00	879,749.00	-	-	-	879,749.00	25,205.82	-	854,541.91	-	-	879,747.73
Maintenance and Other Operating Expenses		-	-	-	-	-	-	-	-	-	-	-	-	-	-
Financial Expenses		-	-	-	-	-	-	-	-	-	-	-	-	-	-
Capital Outlay		-	-	-	-	-	-	-	-	-	-	-	-	-	-
Total		879,749.00	-	879,749.00	879,749.00	-	-	-	879,749.00	25,205.82	-	854,541.91	-	-	879,747.73

CY 2019 STATEMENT OF APPROPRIATIONS, ALLOTMENTS, OBLIGATIONS, DISBURSEMENTS AND BALANCES
As of June 30, 2019

Department : Department of Finance
Agency : BUREAU OF THE TREASURY
Operating Unit : CONSOLIDATED - SUMMARY
Organization Code : 11-005-00-00000
Funding Source Cod : ALL FUNDS (Cluster 01 and Cluster 04)

FAR SUMMARY

X	Current Year Appropriations
	Supplemental Appropriations
X	Continuing Appropriations

PARTICULARS	UACS Code	APPROPRIATIONS			ALLOTMENTS					OBLIGATIONS					
		Authorized Appropriation	Adjustments	Adjusted Appropriation	Allotments received	Adjustments	Transfer To	Transfer From	Adjusted Total Allotments	1st Quarter	2nd Quarter		3rd Quarter	4th Quarter	TOTAL
											April	May - June			
1	2	3	4	5=3+4	6	7	8	9	10=6+7-8+9	11	12		13	14	15=11-14
Personnel Services			-	-	-				-						-
Maintenance and Other Operating Expenses		4,443,928.00	-	4,443,928.00	4,443,928.00	-	-	-	4,443,928.00	1,228,293.62	-	224,247.38	-	-	1,452,541.00
Financial Expenses			-	-	-										
Capital Outlay		5,000,000.00	-	5,000,000.00	5,000,000.00	-	-	-	5,000,000.00						
Total		9,443,928.00	-	9,443,928.00	9,443,928.00	-	-	-	9,443,928.00	1,228,293.62	-	224,247.38	-	-	1,452,541.00
GRAND TOTAL, BTr RA		1,087,921,397.10	-	1,087,921,397.10	1,087,921,397.10	-	-	-	1,087,921,397.10	169,369,829.55	63,611,842.92	212,780,026.60	-	-	445,761,699.07

BTr NATIONAL GOVERNMENT

A. Current Appropriation, FY 2019 RA 11260	01 1 01 101														
Personnel Services			-	-	-	-	-	-	-	-	-	-	-	-	-
Maintenance and Other Operating Expenses		2,014,104,250.00	-	2,014,104,250.00	2,014,104,250.00	-	-	-	2,014,104,250.00			14,104,250.00	-	-	14,104,250.00
Financial Expenses		712,000,000.00	-	712,000,000.00	712,000,000.00	-	-	-	712,000,000.00	124,440,470.00	35,484,980.00	107,343,940.00	-	-	267,269,390.00
Capital Outlay		2,327,792,000.00	-	2,327,792,000.00	2,327,792,000.00	-	-	-	2,327,792,000.00	88,302,500.00	-	87,052,430.00	-	-	175,354,930.00
Total		5,053,896,250.00	-	5,053,896,250.00	5,053,896,250.00	-	-	-	5,053,896,250.00	212,742,970.00	35,484,980.00	208,500,620.00	-	-	456,728,570.00
GRAND TOTAL, BTr NG		5,483,473,130.00	-	5,483,473,130.00	5,483,473,130.00	-	-	-	5,483,473,130.00	212,742,970.00	35,484,980.00	209,955,820.00	-	-	458,183,770.00
F. Continuing Appropriation, FY 2018 RA 10964	01 1 02 101														
Personnel Services			-	-	-	-	-	-	-	-	-	-	-	-	-
Maintenance and Other Operating Expenses															
Financial Expenses		120,100,170.00	-	120,100,170.00	120,100,170.00	-	-	-	120,100,170.00						
Capital Outlay		309,476,710.00	-	309,476,710.00	309,476,710.00	-	-	-	309,476,710.00			1,455,200.00	-	-	1,455,200.00
Total		429,576,880.00	-	429,576,880.00	429,576,880.00	-	-	-	429,576,880.00			1,455,200.00	-	-	1,455,200.00
GRAND TOTAL, BTr NG		5,483,473,130.00	-	5,483,473,130.00	5,483,473,130.00	-	-	-	5,483,473,130.00	212,742,970.00	35,484,980.00	209,955,820.00	-	-	458,183,770.00

OVERALL SUMMARY

A. Current Appropriation, FY 2019 RA 11260	01 1 01 101														
Personnel Services		515,434,000.00	-	515,434,000.00	515,434,000.00	-	-	-	515,434,000.00	87,834,674.53	42,688,986.66	105,649,620.57	-	-	235,173,281.76
Maintenance and Other Operating Expenses		2,415,718,000.00	-	2,415,718,000.00	2,415,718,000.00	-	-	-	2,415,718,000.00	67,194,792.86	18,658,205.72	69,732,691.49	-	-	155,585,690.07
Financial Expenses		712,000,000.00	-	712,000,000.00	712,000,000.00	-	-	-	712,000,000.00	124,440,470.00	35,484,980.00	107,343,940.00	-	-	267,269,390.00
Capital Outlay		2,405,517,000.00	-	2,405,517,000.00	2,405,517,000.00	-	-	-	2,405,517,000.00	92,044,099.00	37,235.00	123,560,311.60	-	-	215,641,645.60
Total		6,048,669,000.00	-	6,048,669,000.00	6,048,669,000.00	-	-	-	6,048,669,000.00	371,514,036.39	96,869,407.38	406,286,563.66	-	-	874,670,007.43

CY 2019 STATEMENT OF APPROPRIATIONS, ALLOTMENTS, OBLIGATIONS, DISBURSEMENTS AND BALANCES
As of June 30, 2019

Department : Department of Finance
Agency : BUREAU OF THE TREASURY
Operating Unit : CONSOLIDATED - SUMMARY
Organization Code : 11-005-00-00000
Funding Source Cod : ALL FUNDS (Cluster 01 and Cluster 04)

FAR SUMMARY

X	Current Year Appropriations
	Supplemental Appropriations
X	Continuing Appropriations

PARTICULARS	UACS Code	APPROPRIATIONS			ALLOTMENTS					OBLIGATIONS					
		Authorized Appropriation	Adjustments	Adjusted Appropriation	Allotments received	Adjustments	Transfer To	Transfer From	Adjusted Total Allotments	1st Quarter	2nd Quarter		3rd Quarter	4th Quarter	TOTAL
											April	May - June			
1	2	3	4	5=3+4	6	7	8	9	10=6+7-8+9	11	12		13	14	15=11-14
-															
B. Continuing Appropriation, FY 2018 RA 10964	01 1 02 101		-	-	-				-						-
Personnel Services		-	-			-	-	-	-	-	-	-	-	-	
Maintenance and Other Operating Expenses		36,173,387.83	-	36,173,387.83	36,173,387.83	-	-	-	36,173,387.83	-	-	6,458,382.74	-	-	6,458,382.74
Financial Expenses		120,100,170.00	-	120,100,170.00	120,100,170.00	-	-	-	120,100,170.00	-	-	-	-	-	
Capital Outlay		313,251,292.27	-	313,251,292.27	313,251,292.27	-	-	-	313,251,292.27	-	-	1,455,200.00	-	-	1,455,200.00
Total		469,524,850.10	-	469,524,850.10	469,524,850.10	-	-	-	469,524,850.10	-	-	7,913,582.74	-	-	7,913,582.74
C. Automatic Appropriation, FY 2019 RA 11260	01 1 04 102		-	-	-				-						-
Personnel Services		42,877,000.00	-	42,877,000.00	42,877,000.00	-	-	-	42,877,000.00	9,345,263.72	2,227,415.54	7,456,910.91	-	-	19,029,590.17
Maintenance and Other Operating Expenses		-	-	-	-	-	-	-	-	-	-	-	-	-	-
Financial Expenses		-	-	-	-	-	-	-	-	-	-	-	-	-	-
Capital Outlay		-	-	-	-	-	-	-	-	-	-	-	-	-	-
Total		42,877,000.00	-	42,877,000.00	42,877,000.00	-	-	-	42,877,000.00	9,345,263.72	2,227,415.54	7,456,910.91	-	-	19,029,590.17
D. Special Purpose Funds			-	-	-				-						-
Personnel Services		879,749.00	-	879,749.00	879,749.00	-	-	-	879,749.00	25,205.82	-	854,541.91	-	-	879,747.73
Maintenance and Other Operating Expenses		-	-	-	-	-	-	-	-	-	-	-	-	-	-
Financial Expenses		-	-	-	-	-	-	-	-	-	-	-	-	-	-
Capital Outlay		-	-	-	-	-	-	-	-	-	-	-	-	-	-
Total		879,749.00	-	879,749.00	879,749.00	-	-	-	879,749.00	25,205.82	-	854,541.91	-	-	879,747.73
E. Special Account, Foreign Assisted Funds	04 1 04 161														
Personnel Services		-	-	-	-	-	-	-	-	-	-	-	-	-	-
Maintenance and Other Operating Expenses		4,443,928.00	-	4,443,928.00	4,443,928.00	-	-	-	4,443,928.00	1,228,293.62	-	224,247.38	-	-	1,452,541.00
Financial Expenses		-	-	-	-	-	-	-	-	-	-	-	-	-	-
Capital Outlay		5,000,000.00	-	5,000,000.00	5,000,000.00	-	-	-	5,000,000.00	-	-	-	-	-	-
Total		9,443,928.00	-	9,443,928.00	9,443,928.00	-	-	-	9,443,928.00	1,228,293.62	-	224,247.38	-	-	1,452,541.00
OVERALL SUMMARY, BUREAU OF THE TREASURY		6,571,394,527.10	-	6,571,394,527.10	6,571,394,527.10	-	-	-	6,571,394,527.10	382,112,799.55	99,096,822.92	422,735,846.60	-	-	903,945,469.07

CY 2019 STATEMENT OF APPROPRIATIONS, ALLOTMENTS, OBLIGATIONS, DISBURSEMENTS AND BALANCES
 As of June 30, 2019

Department : Department of Finance
 Agency : BUREAU OF THE TREASURY
 Operating Unit : CONSOLIDATED - SUMMARY
 Organization Code : 11-005-00-00000
 Funding Source Cod : ALL FUNDS (Cluster 01 and Cluster 04)

FAR SUMMARY	
<input checked="" type="checkbox"/>	Current Year Appropriations
<input type="checkbox"/>	Supplemental Appropriations
<input checked="" type="checkbox"/>	Continuing Appropriations

PARTICULARS	UACS Code	APPROPRIATIONS			ALLOTMENTS					OBLIGATIONS					
		Authorized Appropriation	Adjustments	Adjusted Appropriation	Allotments received	Adjustments	Transfer To	Transfer From	Adjusted Total Allotments	1st Quarter	2nd Quarter		3rd Quarter	4th Quarter	TOTAL
											April	May - June			
1	2	3	4	5=3+4	6	7	8	9	10=6+7-8+9	11	12	13	14	15=11-14	

CY 2019 STATEMENT OF APPROPRIATIONS, AL
As of June 30, 2019

Department : Department of Finance
Agency : BUREAU OF THE TREASURY
Operating Unit : CONSOLIDATED - SUMMARY
Organization Code : 11-005-00-00000
Funding Source Cod : ALL FUNDS (Cluster 01 and Cluster 04)

FAR_SUMMARY

X
X

Current Year Appropriations
Supplemental Appropriations
Continuing Appropriations

PARTICULARS	UACS Code	CURRENT YEAR DISBURSEMENTS					BALANCES				
		1st Quarter	2nd Quarter		3rd Quarter	4th Quarter	TOTAL	Unreleased Appropriations	Unobligated Allotments	Unpaid Obligations	
			April	May - December						(15-20)	(23+24)
										Due and Demandable	Not Yet Due and Demandable
1	2	16	17		18	19	20 = 16:19	21=5-10	22=10-15	23	24

BTr REGULAR AGENCY BUDGET

A. Current Appropriation, FY 2019 RA 11260	01 1 01 101										
Personnel Services		87,653,325.79	38,080,297.22	104,134,287.92	-	-	229,867,910.93	-	279,260,718.24	6,305,370.83	-
Maintenance and Other Operating Expenses		54,826,916.77	16,440,370.63	42,211,472.62	-	-	113,478,760.02	-	260,132,309.93	28,002,680.05	26,958,701.78
Financial Expenses		-	-	-	-	-	-	-	-	-	-
Capital Outlay		2,480,399.00	-	1,808,935.00	-	-	4,289,334.00	-	37,438,284.40	35,997,381.60	35,997,381.60
Total		144,960,641.56	54,520,667.85	148,154,695.54	-	-	347,636,004.95	-	576,831,312.57	70,305,432.48	62,956,083.38
B. Continuing Appropriation, FY 2018 RA 10964	01 1 02 101										
Personnel Services		-	-	-	-	-	-	-	-	-	-
Maintenance and Other Operating Expenses		-	-	5,045,720.81	-	-	5,045,720.81	-	29,715,005.09	1,412,661.93	1,307,227.80
Financial Expenses		-	-	-	-	-	-	-	-	-	-
Capital Outlay		-	-	-	-	-	-	-	3,774,582.27	-	-
Total		-	-	5,045,720.81	-	-	5,045,720.81	-	33,489,587.36	1,412,661.93	1,307,227.80
C. Automatic Appropriation, FY 2019 RA 11260	01 1 04 102										
Personnel Services		9,344,012.28	2,227,415.54	7,456,910.91	-	-	19,028,338.73	-	23,847,409.83	1,251.44	-
Maintenance and Other Operating Expenses		-	-	-	-	-	-	-	-	-	-
Financial Expenses		-	-	-	-	-	-	-	-	-	-
Capital Outlay		-	-	-	-	-	-	-	-	-	-
Total		9,344,012.28	2,227,415.54	7,456,910.91	-	-	19,028,338.73	-	23,847,409.83	1,251.44	-
D. Special Purpose Funds											
Personnel Services		22,498.35	-	470,775.33	-	-	493,273.68	-	1.27	386,474.05	-
Maintenance and Other Operating Expenses		-	-	-	-	-	-	-	-	-	-
Financial Expenses		-	-	-	-	-	-	-	-	-	-
Capital Outlay		-	-	-	-	-	-	-	-	-	-
Total		22,498.35	-	470,775.33	-	-	493,273.68	-	1.27	386,474.05	-
E. Special Account, Foreign Assisted Funds	04 1 04 161										

CY 2019 STATEMENT OF APPROPRIATIONS, ALI
As of June 30, 2019

Department : Department of Finance
Agency : BUREAU OF THE TREASURY
Operating Unit : CONSOLIDATED - SUMMARY
Organization Code : 11-005-00-00000
Funding Source Cod : ALL FUNDS (Cluster 01 and Cluster 04)

FAR_SUMMARY

X
X

Current Year Appropriations
Supplemental Appropriations
Continuing Appropriations

PARTICULARS	UACS Code	CURRENT YEAR DISBURSEMENTS					BALANCES				
		1st Quarter	2nd Quarter		3rd Quarter	4th Quarter	TOTAL	Unreleased Appropriations	Unobligated Allotments	Unpaid Obligations	
			April	May - December						(15-20)	(23+24)
										Due and Demandable	Not Yet Due and Demandable
1	2	16	17		18	19	20 = 16-19	21=5-10	22=10-15	23	24
Personnel Services							-	-	-	-	-
Maintenance and Other Operating Expenses		409,792.70	-	1,003,652.12	-	-	1,413,444.82	-	2,991,387.00	39,096.18	39,096.18
Financial Expenses							-	-	-	-	-
Capital Outlay		-	-	-	-	-	-	-	5,000,000.00	-	-
Total		409,792.70	-	1,003,652.12	-	-	1,413,444.82	-	7,991,387.00	39,096.18	39,096.18
GRAND TOTAL, BTr RA		154,736,944.89	56,748,083.39	162,131,754.71	-	-	373,616,782.99	-	642,159,698.03	72,144,916.08	64,302,407.36

BTr NATIONAL GOVERNMENT

A. Current Appropriation, FY 2019 RA 11260	01 1 01 101										
Personnel Services		-	-	-	-	-	-	-	-	-	-
Maintenance and Other Operating Expenses		-	-	14,104,250.00	-	-	14,104,250.00	-	2,000,000,000.00	-	-
Financial Expenses		102,538,560.00	50,399,370.00	110,797,050.00	-	-	263,734,980.00	-	444,730,610.00	3,534,410.00	-
Capital Outlay		88,212,930.00	-	87,142,000.00	-	-	175,354,930.00	-	2,152,437,070.00	-	-
Total		190,751,490.00	50,399,370.00	212,043,300.00	-	-	453,194,160.00	-	4,597,167,680.00	3,534,410.00	-
GRAND TOTAL, BTr NG		190,751,490.00	50,399,370.00	213,498,500.00	-	-	454,649,360.00	-	5,025,289,360.00	3,534,410.00	-
B. Continuing Appropriation, FY 2018 RA 10964	01 1 02 101										
Personnel Services		-	-	-	-	-	-	-	-	-	-
Maintenance and Other Operating Expenses		-	-	-	-	-	-	-	-	-	-
Financial Expenses		-	-	-	-	-	-	-	120,100,170.00	-	-
Capital Outlay		-	-	1,455,200.00	-	-	1,455,200.00	-	308,021,510.00	-	-
Total		-	-	1,455,200.00	-	-	1,455,200.00	-	428,121,680.00	-	-
GRAND TOTAL, BTr NG		190,751,490.00	50,399,370.00	213,498,500.00	-	-	454,649,360.00	-	5,025,289,360.00	3,534,410.00	-

OVERALL SUMMARY

A. Current Appropriation, FY 2019 RA 11260	01 1 01 101										
Personnel Services		87,653,325.79	38,080,297.22	104,134,287.92	-	-	229,867,910.93	-	279,260,718.24	6,305,370.83	-
Maintenance and Other Operating Expenses		54,826,916.77	16,440,370.63	56,315,722.62	-	-	127,583,010.02	-	2,260,132,309.93	28,002,680.05	26,958,701.78
Financial Expenses		102,538,560.00	50,399,370.00	110,797,050.00	-	-	263,734,980.00	-	444,730,610.00	3,534,410.00	-
Capital Outlay		90,693,329.00	-	88,950,935.00	-	-	179,644,264.00	-	2,189,875,354.40	35,997,381.60	35,997,381.60
Total		335,712,131.56	104,920,037.85	360,197,995.54	-	-	800,830,164.95	-	5,173,998,992.57	73,839,842.48	62,956,083.38

CY 2019 STATEMENT OF APPROPRIATIONS, ALL
As of June 30, 2019

Department : Department of Finance
Agency : BUREAU OF THE TREASURY
Operating Unit : CONSOLIDATED - SUMMARY
Organization Code : 11-005-00-00000
Funding Source Code : ALL FUNDS (Cluster 01 and Cluster 04)

FAR SUMMARY

X	Current Year Appropriations
	Supplemental Appropriations
X	Continuing Appropriations

PARTICULARS	UACS Code	CURRENT YEAR DISBURSEMENTS					BALANCES				
		1st Quarter	2nd Quarter		3rd Quarter	4th Quarter	TOTAL	Unreleased Appropriations	Unobligated Allotments	Unpaid Obligations	
			April	May - December						(15-20)	(23+24)
										Due and Demandable	Not Yet Due and Demandable
1	2	16	17		18	19	20 = 16-19	21=5-10	22=10-15	23	24
<hr/>											
B. Continuing Appropriation, FY 2018 RA 10964	01 1 02 101							-	-	-	-
Personnel Services		-	-	-	-	-	-	-	-	-	-
Maintenance and Other Operating Expenses		-	-	5,045,720.81	-	-	5,045,720.81	-	29,715,005.09	1,412,661.93	1,307,227.80
Financial Expenses		-	-	-	-	-	-	-	120,100,170.00	-	-
Capital Outlay		-	-	1,455,200.00	-	-	1,455,200.00	-	311,796,092.27	-	-
Total		-	-	6,500,920.81	-	-	6,500,920.81	-	461,611,267.36	1,412,661.93	1,307,227.80
<hr/>											
C. Automatic Appropriation, FY 2019 RA 11260	01 1 04 102							-	-	-	-
Personnel Services		9,344,012.28	2,227,415.54	7,456,910.91	-	-	19,028,338.73	-	23,847,409.83	1,251.44	-
Maintenance and Other Operating Expenses		-	-	-	-	-	-	-	-	-	-
Financial Expenses		-	-	-	-	-	-	-	-	-	-
Capital Outlay		-	-	-	-	-	-	-	-	-	-
Total		9,344,012.28	2,227,415.54	7,456,910.91	-	-	19,028,338.73	-	23,847,409.83	1,251.44	-
<hr/>											
D. Special Purpose Funds								-	-	-	-
Personnel Services		22,498.35	-	470,775.33	-	-	493,273.68	-	1.27	386,474.05	-
Maintenance and Other Operating Expenses		-	-	-	-	-	-	-	-	-	-
Financial Expenses		-	-	-	-	-	-	-	-	-	-
Capital Outlay		-	-	-	-	-	-	-	-	-	-
Total		22,498.35	-	470,775.33	-	-	493,273.68	-	1.27	386,474.05	-
<hr/>											
E. Special Account, Foreign Assisted Funds	04 1 04 161										
Personnel Services		-	-	-	-	-	-	-	-	-	-
Maintenance and Other Operating Expenses		409,792.70	-	1,003,652.12	-	-	1,413,444.82	-	2,991,387.00	39,096.18	39,096.18
Financial Expenses		-	-	-	-	-	-	-	-	-	-
Capital Outlay		-	-	-	-	-	-	-	5,000,000.00	-	-
Total		409,792.70	-	1,003,652.12	-	-	1,413,444.82	-	7,991,387.00	39,096.18	39,096.18
<hr/>											
OVERALL SUMMARY, BUREAU OF THE TREASURY		345,488,434.89	197,147,453.39	375,630,254.71	-	-	828,266,142.99	-	5,667,449,058.03	75,679,326.08	64,302,407.36

CY 2019 STATEMENT OF APPROPRIATIONS, ALI
As of June 30, 2019

Department : Department of Finance
Agency : BUREAU OF THE TREASURY
Operating Unit : CONSOLIDATED - SUMMARY
Organization Code : 11-005-00-00000
Funding Source Cod : ALL FUNDS (Cluster 01 and Cluster 04)

FAR_SUMMARY

<input checked="" type="checkbox"/>	Current Year Appropriations
<input type="checkbox"/>	Supplemental Appropriations
<input checked="" type="checkbox"/>	Continuing Appropriations

PARTICULARS	UACS Code	CURRENT YEAR DISBURSEMENTS					BALANCES				
		1st Quarter	2nd Quarter		3rd Quarter	4th Quarter	TOTAL	Unreleased Appropriations	Unobligated Allotments	Unpaid Obligations	
			April	May - December						(15-20)	(23+24)
										Due and Demandable	Not Yet Due and Demandable
1	2	16	17		18	19	20 = 16-19	21=5-10	22=10-15	23	24

Certified Correct:



CYNTHIA C. AGBIN
OIC, Bureau Budget Division
pac


REYNALDO Z. DELOS SANTOS
OIC, Bureau Accounting Division
48 18

Recommended by:


MARITES B. MASARAP
Director III, Accounting Service

Approved by:


SHARON F. ALMANZA, CESO II
Deputy Treasurer of the Philippines

QUARTERLY REPORT OF REVENUE AND OTHER RECEIPTS
As of the Quarter Ending: March 31, 2019
(In Pesos)


Department : DEPARTMENT OF FINANCE
Agency : BUREAU OF THE TREASURY
Operating Unit : CENTRAL OFFICE AND REGIONAL OFFICES
Organization Code (UACS) : 11-005-00-00000


CLASSIFICATION / SOURCES OF REVENUE AND OTHER RECEIPTS	UACS Code	REVENUE TARGET (Annual)	ACTUAL REVENUE AND OTHER RECEIPTS COLLECTIONS					CUMULATIVE REMITTANCE /DEPOSITS TO DATE			VARIANCE		Remarks
			1st Quarter	2nd Quarter	3rd Quarter	4th Quarter	TOTAL	Remittance to BTr	Deposited with AGDB	Total	Amount	%	
1	2	3	4	5	6	7	8=(4+5+6+7)	9	10	11=(9+10)	12=(8-3)	13 = (12 / 3)	14
A. General Fund (formerly Fund 101)		1,044,000,000.00	295,540,996.07	-	-	-	295,540,996.07	295,532,996.07	8,000.00	295,540,996.07	(748,459,003.93)		
- Non-Tax													
Other Service Income	40201990 00	-	8,000.00	-	-	-	8,000.00	-	8,000.00	8,000.00	8,000.00		
Other Service Income - Bid Docs	40201990 99		8,000.00	-	-	-	8,000.00		8,000.00	8,000.00	8,000.00		
Fines and Penalties	40201140 00		28,000.00	-	-	-	28,000.00	28,000.00	-	28,000.00	28,000.00		
Fines and Penalties	40201140 00		28,000.00				28,000.00	28,000.00		28,000.00	28,000.00		
Fidelity Insurance Income	40202190 00	1,044,000,000.00	294,738,586.07	-	-	-	294,738,586.07	294,738,586.07		294,738,586.07	(749,261,413.93)	-72%	
Business Income	40202000 00	-	766,410.00	-	-	-	766,410.00	766,410.00		766,410.00	766,410.00		
Rent/Lease Income	40202050 00	-	766,410.00	-	-	-	766,410.00	766,410.00		766,410.00	766,410.00		
B. Special Account in the General Fund (formerly Fund 105, 183, 401, 151-159)													
- Non-Tax													
C. Off-Budget Accounts (formerly Fund 161 to 164, etc.)													
D. Custodial Funds (formerly Fund 101-184, 187)													
TOTAL		1,044,000,000.00	295,540,996.07	-	-	-	295,540,996.07	295,532,996.07	8,000.00	295,540,996.07	(748,459,003.93)	-72%	

Certified Correct:


REYNALDO Z. DELOS SANTOS
OIC, Bureau Accounting Division
Date: 4-15-19

Approved By:


MARITES B. MASARAP
Director III, Accounting Service
Date: _____


SHARON P. ALMANZA
Deputy Treasurer of the Philippine
Date: _____

COMMISSION ON AUDIT
BUREAU OF THE TREASURY
RECEIVED

BY: 4
DATE: 4/16/2019 TIME: 1:40 pm

QUARTERLY REPORT OF REVENUE AND OTHER RECEIPTS

As of the Quarter Ending: June 30, 2019

(In Pesos)

COMMISSION ON AUDIT
BUREAU OF THE TREASURY

RECEIVED

FAR No. 5

Department : DEPARTMENT OF FINANCE
Agency : BUREAU OF THE TREASURY
Operating Unit : CENTRAL OFFICE AND REGIONAL OFFICES
Organization Code (UACS) : 11-005-00-00000

BY: ly
DATE: 7/23/2019 TIME:

CLASSIFICATION / SOURCES OF REVENUE AND OTHER RECEIPTS	UACS Code	REVENUE TARGET (Annual)	ACTUAL REVENUE AND OTHER RECEIPTS COLLECTIONS					CUMULATIVE REMITTANCE /DEPOSITS TO DATE			VARIANCE		Remarks
			1st Quarter	2nd Quarter	3rd Quarter	4th Quarter	TOTAL	Remittance to BTr	Deposited with AGDB	Total	Amount	%	
1	2	3	4	5	6	7	8=(4+5+6+7)	9	10	11=(9+10)	12=(8-3)	13 = (12 / 3)	14
A. General Fund (formerly Fund 101)		1,044,000,000.00	295,540,996.07	232,169,667.39	-	-	527,710,663.46	527,701,863.46	8,800.00	527,710,663.46	(516,289,336.54)		
- Non-Tax													
Other Service Income	40201990 00	-	8,000.00	284,550.00	-	-	292,550.00	283,750.00	8,800.00	292,550.00	292,550.00		
Other Service Income - Other		-	8,000.00	284,550.00	-	-	292,550.00	283,750.00	8,800.00	292,550.00	292,550.00		
Other Service Income - Bid Docs	40201990 99	-	8,000.00	800.00	-	-	8,800.00	8,800.00	8,800.00	8,800.00	8,800.00		
Sale of Unserviceable Properties	40601020 00	-	-	283,750.00	-	-	283,750.00	283,750.00	-	283,750.00	283,750.00		
Fines and Penalties	40201140 00	-	28,000.00	-	-	-	28,000.00	28,000.00	-	28,000.00	28,000.00		
Fines and Penalties	40201140 00	-	28,000.00	-	-	-	28,000.00	28,000.00	-	28,000.00	28,000.00		
Fidelity Insurance Income	40202190 00	1,044,000,000.00	294,738,586.07	231,148,707.39	-	-	525,887,293.46	525,887,293.46	-	525,887,293.46	(518,112,706.54)	-50%	
Business Income	40202000 00	-	766,410.00	736,410.00	-	-	1,502,820.00	1,502,820.00	-	1,502,820.00	1,502,820.00		
Rent/Lease Income	40202050 00	-	766,410.00	736,410.00	-	-	1,502,820.00	1,502,820.00	-	1,502,820.00	1,502,820.00		
B. Special Account in the General Fund (formerly Fund 105, 183, 401, 151-159)													
- Non-Tax													
C. Off-Budget Accounts (formerly Fund 161 to 164, etc.)													
D. Custodial Funds (formerly Fund 101-184, 187)													
TOTAL		1,044,000,000.00	295,540,996.07	232,169,667.39	-	-	527,710,663.46	527,701,863.46	8,800.00	527,710,663.46	(516,289,336.54)	-49%	

Certified Correct:

REYNALDO Z. DELOS SANTOS
OIC, Bureau Accounting Division
Date:

Approved By:

MARITES B. MASARAP
Director III, Accounting Service
Date:

SHARON P. ALMANZA, CESO II
Deputy Treasurer of the Philippines
Date: