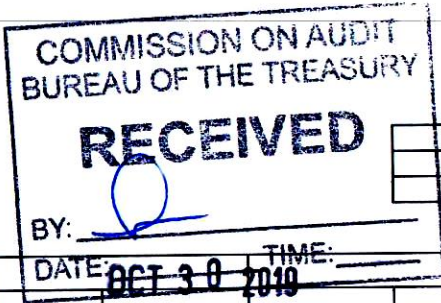


CY 2019 STATEMENT OF APPROPRIATIONS, ALLOTMENTS, OBLIGATIONS, DISBURSEMENTS AND BALANCES  
As of September 30, 2019

Department : Department of Finance  
Agency : BUREAU OF THE TREASURY  
Operating Unit : CONSOLIDATED  
Organization Code : 11-005-00-00000  
Funding Source Cod : ALL FUNDS (Cluster 01 and Cluster 04)



FAR No. 1A\_BT NG

☒ Current Year Appropriations  
☐ Supplemental Appropriations  
☒ Continuing Appropriations

| DATE: OCT 30 2019 |           |                             |             |                           |                     |             |             |               |                              |             |             |            |             |             |       |
|-------------------|-----------|-----------------------------|-------------|---------------------------|---------------------|-------------|-------------|---------------|------------------------------|-------------|-------------|------------|-------------|-------------|-------|
| PARTICULARS       | UACS Code | APPROPRIATIONS              |             |                           | ALLOTMENTS          |             |             |               |                              | OBLIGATIONS |             |            |             |             |       |
|                   |           | Authorized<br>Appropriation | Adjustments | Adjusted<br>Appropriation | Allotments received | Adjustments | Transfer To | Transfer From | Adjusted Total<br>Allotments | 1st Quarter | 2nd Quarter |            | 3rd Quarter | 4th Quarter | TOTAL |
|                   |           |                             |             |                           |                     |             |             |               |                              |             | April       | May - June |             |             |       |
| 1                 | 2         | 3                           | 4           | 5=3+4                     | 6                   | 7           | 8           | 9             | 10=6+7-8+9                   | 11          | 12          | 13         | 14          | 15=11:14    |       |

BT NATIONAL GOVERNMENT

A. CURRENT YEAR - FY 2019 RA 11260

01 1 01 101

A.I Specific Budget of National Government Agencies

|                                      |             |                  |   |                  |                  |   |   |   |                  |                |               |                |               |   |                |
|--------------------------------------|-------------|------------------|---|------------------|------------------|---|---|---|------------------|----------------|---------------|----------------|---------------|---|----------------|
| MAINTENANCE AND OTHER OPERATING EXP. |             | 2,014,104,250.00 | - | 2,014,104,250.00 | 14,104,250.00    | - | - | - | 14,104,250.00    | -              | -             | 14,104,250.00  | -             | - | 14,104,250.00  |
| Taxes, Duties and Licenses           | 50215010 01 | 14,104,250.00    | - | 14,104,250.00    | 14,104,250.00    | - | - | - | 14,104,250.00    | -              | -             | 14,104,250.00  | -             | - | 14,104,250.00  |
| Insurance Expenses                   | 50215030 00 | 2,000,000,000.00 | - | 2,000,000,000.00 | -                | - | - | - | -                | -              | -             | -              | -             | - | -              |
| FINANCIAL EXPENSES                   |             | 712,000,000.00   | - | 712,000,000.00   | 712,000,000.00   | - | - | - | 712,000,000.00   | 124,440,470.00 | 35,484,980.00 | 107,343,940.00 | 27,725,440.00 | - | 294,994,830.00 |
| Bank Charges                         | 50301040 00 | 712,000,000.00   | - | 712,000,000.00   | 712,000,000.00   | - | - | - | 712,000,000.00   | 124,440,470.00 | 35,484,980.00 | 107,343,940.00 | 27,725,440.00 | - | 294,994,830.00 |
| CAPITAL OUTLAY                       |             | 2,327,792,000.00 | - | 2,327,792,000.00 | 2,327,792,000.00 | - | - | - | 2,327,792,000.00 | 88,302,500.00  | -             | 87,052,430.00  | -             | - | 175,354,930.00 |
| Investment in GOCC                   | 50601010 01 | 2,327,792,000.00 | - | 2,327,792,000.00 | 2,327,792,000.00 | - | - | - | 2,327,792,000.00 | 88,302,500.00  | -             | 87,052,430.00  | -             | - | 175,354,930.00 |
| TOTAL, CURRENT YEAR                  |             | 5,053,896,250.00 | - | 5,053,896,250.00 | 3,053,896,250.00 | - | - | - | 3,053,896,250.00 | 212,742,970.00 | 35,484,980.00 | 208,500,620.00 | 27,725,440.00 | - | 484,454,010.00 |

B. CONTINUING - RA 10964, FY 2018

01 1 02 101

B.I Specific Budget of National Government Agencies

|                                      |             |                  |   |                  |                  |   |   |   |                  |                |               |                |                |   |                |
|--------------------------------------|-------------|------------------|---|------------------|------------------|---|---|---|------------------|----------------|---------------|----------------|----------------|---|----------------|
| MAINTENANCE AND OTHER OPERATING EXP. |             | -                | - | -                | -                | - | - | - | -                | -              | -             | -              | -              | - | -              |
| FINANCIAL EXPENSES                   |             | 120,100,170.00   | - | 120,100,170.00   | 120,100,170.00   | - | - | - | 120,100,170.00   | -              | -             | -              | 104,106,460.00 | - | 104,106,460.00 |
| Bank Charges                         | 50301040 00 | 120,100,170.00   | - | 120,100,170.00   | 120,100,170.00   | - | - | - | 120,100,170.00   | -              | -             | -              | 104,106,460.00 | - | 104,106,460.00 |
| CAPITAL OUTLAY                       |             | 309,476,710.00   | - | 309,476,710.00   | 309,476,710.00   | - | - | - | 309,476,710.00   | -              | -             | 1,455,200.00   | -              | - | 1,455,200.00   |
| Investment in GOCC                   | 50601010 01 | 309,476,710.00   | - | 309,476,710.00   | 309,476,710.00   | - | - | - | 309,476,710.00   | -              | -             | 1,455,200.00   | -              | - | 1,455,200.00   |
| TOTAL, CONTINUING                    |             | 429,576,880.00   | - | 429,576,880.00   | 429,576,880.00   | - | - | - | 429,576,880.00   | -              | -             | 1,455,200.00   | 104,106,460.00 | - | 105,561,680.00 |
| GRAND TOTAL, BT NG                   |             | 5,483,473,130.00 | - | 5,483,473,130.00 | 3,483,473,130.00 | - | - | - | 3,483,473,130.00 | 212,742,970.00 | 36,484,980.00 | 209,955,820.00 | 131,831,900.00 | - | 590,015,670.00 |

OVERALL SUMMARY:

I. BTR - NATIONAL GOVERNMENT

|  |             |                  |   |                  |                  |   |   |   |                  |                |               |                |                |   |                |
|--|-------------|------------------|---|------------------|------------------|---|---|---|------------------|----------------|---------------|----------------|----------------|---|----------------|
| Current Appropriation, FY 2019 RA 11260    | 01 1 01 101 | 5,053,896,250.00 | - | 5,053,896,250.00 | 3,053,896,250.00 | - | - | - | 3,053,896,250.00 | 212,742,970.00 | 35,484,980.00 | 208,500,620.00 | 27,725,440.00  | - | 484,454,010.00 |
| Continuing Appropriation, FY 2018 RA 10964 | 01 1 02 101 | 429,576,880.00   | - | 429,576,880.00   | 429,576,880.00   | - | - | - | 429,576,880.00   | -              | -             | 1,455,200.00   | 104,106,460.00 | - | 105,561,680.00 |

CY 2019 STATEMENT OF APPROPRIATIONS, ALLOTMENTS, OBLIGATIONS, DISBURSEMENTS AND BALANCES  
As of September 30, 2019

Department : Department of Finance  
Agency : BUREAU OF THE TREASURY  
Operating Unit : CONSOLIDATED  
Organization Code : 11-005-00-00000  
Funding Source Cod : ALL FUNDS (Cluster 01 and Cluster 04)

FAR No. 1A\_BT NG

|   |                             |
|---|-----------------------------|
| X | Current Year Appropriations |
|   | Supplemental Appropriations |
| X | Continuing Appropriations   |

| PARTICULARS | UACS Code | APPROPRIATIONS              |             |                           | ALLOTMENTS          |             |             |               |                              | OBLIGATIONS    |               |                |                |             |                |
|-------------|-----------|-----------------------------|-------------|---------------------------|---------------------|-------------|-------------|---------------|------------------------------|----------------|---------------|----------------|----------------|-------------|----------------|
|             |           | Authorized<br>Appropriation | Adjustments | Adjusted<br>Appropriation | Allotments received | Adjustments | Transfer To | Transfer From | Adjusted Total<br>Allotments | 1st Quarter    | 2nd Quarter   |                | 3rd Quarter    | 4th Quarter | TOTAL          |
|             |           |                             |             |                           |                     |             |             |               |                              |                | April         | May - June     |                |             |                |
| 1           | 2         | 3                           | 4           | 5=3+4                     | 6                   | 7           | 8           | 9             | 10=6+7-8+9                   | 11             | 12            |                | 13             | 14          | 15=11:14       |
| GRAND TOTAL |           | 5,483,473,130.00            | -           | 5,483,473,130.00          | 3,483,473,130.00    | -           | -           | -             | 3,483,473,130.00             | 212,742,970.00 | 35,484,980.00 | 209,955,820.00 | 131,831,900.00 | -           | 590,015,670.00 |



**CY 2019 STATEMENT OF APPROPRIATIONS, A**  
As of September 30, 2019

Department : Department of Finance  
Agency : **BUREAU OF THE TREASURY**  
Operating Unit : **CONSOLIDATED**  
Organization Code : 11-005-00-00000  
Funding Source Cod : ALL FUNDS (Cluster 01 and Cluster 04)

**FAR No. 1A\_BT NG**

|   |                             |
|---|-----------------------------|
| X | Current Year Appropriations |
|   | Supplemental Appropriations |
| X | Continuing Appropriations   |

| PARTICULARS | UACS Code | CURRENT YEAR DISBURSEMENTS |             |            |             |             | BALANCES   |                           |                        |                    |                            |
|-------------|-----------|----------------------------|-------------|------------|-------------|-------------|------------|---------------------------|------------------------|--------------------|----------------------------|
|             |           | 1st Quarter                | 2nd Quarter |            | 3rd Quarter | 4th Quarter | TOTAL      | Unreleased Appropriations | Unobligated Allotments | Unpaid Obligations |                            |
|             |           |                            | April       | May - June |             |             |            |                           |                        | (15-20)            | (23+24)                    |
|             |           |                            |             |            |             |             |            |                           |                        | Due and Demandable | Not Yet Due and Demandable |
| 1           | 2         | 16                         | 17          |            | 18          | 19          | 20 = 16:19 | 21=5-10                   | 22=10-15               | 23                 | 24                         |

**BTr NATIONAL GOVERNMENT**

**A. CURRENT YEAR - FY 2019 RA 11260**

01 1 01 101

**A.I Specific Budget of National Government Agencies**

|   |             |                |               |                |               |   |                |                  |                  |           |   |
|---|-------------|----------------|---------------|----------------|---------------|---|----------------|------------------|------------------|-----------|---|
| <b>MAINTENANCE AND OTHER OPERATING EXP.</b> |             | -              | -             | 14,104,250.00  | -             | - | 14,104,250.00  | 2,000,000,000.00 | -                | -         | - |
| Taxes, Duties and Licenses                  | 50215010 01 |                |               | 14,104,250.00  |               |   | 14,104,250.00  | -                | -                | -         |   |
| Insurance Expenses                          | 50215030 00 |                |               |                |               |   | -              | 2,000,000,000.00 | -                | -         |   |
| <b>FINANCIAL EXPENSES</b>                   |             | 102,538,560.00 | 50,399,370.00 | 110,797,050.00 | 31,202,250.00 | - | 294,937,230.00 | -                | 417,005,170.00   | 57,600.00 | - |
| Bank Charges                                | 50301040 00 | 102,538,560.00 | 50,399,370.00 | 110,797,050.00 | 31,202,250.00 |   | 294,937,230.00 | -                | 417,005,170.00   | 57,600.00 |   |
| <b>CAPITAL OUTLAY</b>                       |             | 88,212,930.00  | -             | 87,142,000.00  | -             | - | 175,354,930.00 | -                | 2,152,437,070.00 | -         | - |
| Investment in GOCC                          | 50601010 01 | 88,212,930.00  |               | 87,142,000.00  |               |   | 175,354,930.00 | -                | 2,152,437,070.00 | -         |   |
| <b>TOTAL, CURRENT YEAR</b>                  |             | 190,751,490.00 | 50,399,370.00 | 212,043,300.00 | 31,202,250.00 | - | 484,396,410.00 | 2,000,000,000.00 | 2,569,442,240.00 | 57,600.00 | - |

**B. CONTINUING - RA 10964, FY 2018**

01 1 02 101

**B.I Specific Budget of National Government Agencies**

|   |             |                |               |                |                |   |                |                  |                  |               |   |
|---|-------------|----------------|---------------|----------------|----------------|---|----------------|------------------|------------------|---------------|---|
| <b>MAINTENANCE AND OTHER OPERATING EXP.</b> |             | -              | -             | -              | -              | - | -              | -                | -                | -             | - |
| <b>FINANCIAL EXPENSES</b>                   |             | -              | -             | 90,078,550.00  | -              | - | 90,078,550.00  | -                | 15,993,710.00    | 14,027,910.00 | - |
| Bank Charges                                | 50301040 00 |                |               | 90,078,550.00  |                |   | 90,078,550.00  | -                | 15,993,710.00    | 14,027,910.00 |   |
| <b>CAPITAL OUTLAY</b>                       |             | -              | -             | 1,455,200.00   | -              | - | 1,455,200.00   | -                | 308,021,510.00   | -             | - |
| Investment in GOCC                          | 50601010 01 |                |               | 1,455,200.00   |                |   | 1,455,200.00   | -                | 308,021,510.00   | -             |   |
| <b>TOTAL, CONTINUING</b>                    |             | -              | -             | 1,455,200.00   | 90,078,550.00  | - | 91,533,750.00  | -                | 324,015,220.00   | 14,027,910.00 | - |
| <b>GRAND TOTAL, BTr NG</b>                  |             | 190,751,490.00 | 50,399,370.00 | 213,498,500.00 | 121,280,800.00 | - | 575,930,160.00 | 2,000,000,000.00 | 2,893,457,460.00 | 14,085,510.00 | - |

**OVERALL SUMMARY :**

**I. BTR - NATIONAL GOVERNMENT**

|  |             |                |               |                |               |   |                |                  |                  |               |  |
|--|-------------|----------------|---------------|----------------|---------------|---|----------------|------------------|------------------|---------------|--|
| Current Appropriation, FY 2019 RA 11260    | 01 1 01 101 | 190,751,490.00 | 50,399,370.00 | 212,043,300.00 | 31,202,250.00 | - | 484,396,410.00 | 2,000,000,000.00 | 2,569,442,240.00 | 57,600.00     |  |
| Continuing Appropriation, FY 2018 RA 10964 | 01 1 02 101 | -              | -             | 1,455,200.00   | 90,078,550.00 | - | 91,533,750.00  | -                | 324,015,220.00   | 14,027,910.00 |  |

**CY 2019 STATEMENT OF APPROPRIATIONS, A**  
As of September 30, 2019

Department : Department of Finance  
Agency : **BUREAU OF THE TREASURY**  
Operating Unit : **CONSOLIDATED**  
Organization Code : 11-005-00-00000  
Funding Source Cod : ALL FUNDS (Cluster 01 and Cluster 04)

**FAR No. 1A\_BT NG**

|   |                             |
|---|-----------------------------|
| X | Current Year Appropriations |
|   | Supplemental Appropriations |
| X | Continuing Appropriations   |


| PARTICULARS | UACS Code | CURRENT YEAR DISBURSEMENTS |               |                |                |             | BALANCES       |                           |                        |                    |                            |
|-------------|-----------|----------------------------|---------------|----------------|----------------|-------------|----------------|---------------------------|------------------------|--------------------|----------------------------|
|             |           | 1st Quarter                | 2nd Quarter   |                | 3rd Quarter    | 4th Quarter | TOTAL          | Unreleased Appropriations | Unobligated Allotments | Unpaid Obligations |                            |
|             |           |                            |               |                |                |             |                |                           |                        | (15-20)            | (23+24)                    |
|             |           |                            |               |                |                |             |                |                           |                        |                    |                            |
|             |           |                            | April         | May - June     |                |             |                |                           |                        | Due and Demandable | Not Yet Due and Demandable |
| 1           | 2         | 16                         | 17            |                | 18             | 19          | 20 = 16:19     | 21=5-10                   | 22=10-15               | 23                 | 24                         |
| GRAND TOTAL |           | 190,751,490.00             | 50,399,370.00 | 213,498,500.00 | 121,280,800.00 | -           | 575,930,160.00 | 2,000,000,000.00          | 2,893,457,460.00       | 14,085,510.00      | -                          |

Certified correct:


  
**CYNTHIA C. AGBIN**  
OIC, Bureau Budget Division

  
**REYNALDO Z. DELOS SANTOS**  
CTOO II, Bureau Accounting Division

Recommended by:

  
**MARITES B. MASARAP**  
Director III, Accounting Service

Approved by:

  
**SHARON P. ALMANZA, CESO II**  
Deputy Treasurer of the Philippines