



Funding the Republic

MONTHLY REPORT OF DISBURSEMENTS
for the month of July 2019

Appendix 23
FAR No. 4
ALL FUNDS
CENTRAL OFFICE & REGIONAL OFFICES

Department : DEPARTMENT OF FINANCE
Agency : BUREAU OF THE TREASURY
Operating Unit : CENTRAL OFFICE & REGIONAL OFFICES
Organization Code (UACS) : 11-005-00-00000
Funding Source Code (as clustered): ALL FUNDS
(e.g. Old Fund Code 101,102,151)

PARTICULARS	CURRENT YEAR BUDGET					PRIOR YEARS BUDGET										SUB-TOTAL	
	PS	MOOE	Fin. Exp	CO	TOTAL 6=(2+3+4+5)	PRIOR YEARS ACCOUNTS PAYABLE						CURRENT YEAR'S ACCOUNTS PAYABLE					TOTAL
						PS	MOOE	Fin. Exp	CO	Sub-Total 11=(7+8+9+10)	PS	MOOE	Fin. Exp	CO	Sub-Total 16=(12+13+14+15)		
1	2	3	4	5	6=(2+3+4+5)	7	8	9	10	11=(7+8+9+10)	12	13	14	15	16=(12+13+14+15)	17=(11+16)	18=(6+17)
JULY																	
Notice of Cash Allocation (NCA)	10,617,768.70	6,279,024.48	-	169,410.72	17,066,203.90	6,000.00	59,110.31	-	-	65,110.31	-	255,825.26	-	-	255,825.26	320,935.57	17,387,139.47
MDS Checks Issued	24,106,858.95	12,735,609.96	31,202,250.00	43,251.79	68,087,970.70	103,794.05	1,644,451.32	-	-	5,823,017.78	-	1,443,943.56	695,480.00	-	2,139,423.56	7,962,441.34	76,050,412.04
Advice to Debit Account	-	-	-	-	-	-	-	-	-	-	-	-	-	-	-	-	-
Working Fund (NCA issued to BTr)	-	-	-	-	-	-	-	-	-	-	-	-	-	-	-	-	-
Tax Remittance Advances Issued (TRA)	3,143,568.20	735,864.37	-	12,037.49	3,891,470.06	-	86,794.26	-	91,071.43	177,865.69	-	23,572.52	-	-	23,572.52	201,438.21	4,092,908.27
Cash Disbursement Ceiling (CDC)	-	-	-	-	-	-	-	-	-	-	-	-	-	-	-	-	-
Non-Cash Availment Authority (NCAA)	-	-	-	-	-	-	-	-	-	-	-	-	-	-	-	-	-
Others (CDT, BTr Docs Stamp, etc.)	-	-	-	-	-	-	-	-	-	-	-	-	-	-	-	-	-
Total	37,868,195.85	19,750,498.81	31,202,250.00	224,700.00	89,045,644.66	109,794.05	1,790,355.89	-	4,165,843.84	6,065,993.78	-	1,723,341.34	695,480.00	-	2,418,821.34	8,484,815.12	97,530,459.78
AUGUST																	
Notice of Cash Allocation (NCA)	-	-	-	-	-	-	-	-	-	-	-	-	-	-	-	-	-
MDS Checks Issued	-	-	-	-	-	-	-	-	-	-	-	-	-	-	-	-	-
Advice to Debit Account	-	-	-	-	-	-	-	-	-	-	-	-	-	-	-	-	-
Tax Remittance Advances Issued (TRA)	-	-	-	-	-	-	-	-	-	-	-	-	-	-	-	-	-
Cash Disbursement Ceiling (CDC)	-	-	-	-	-	-	-	-	-	-	-	-	-	-	-	-	-
Non-Cash Availment Authority (NCAA)	-	-	-	-	-	-	-	-	-	-	-	-	-	-	-	-	-
Others (CDT, BTr Docs Stamp, etc.)	-	-	-	-	-	-	-	-	-	-	-	-	-	-	-	-	-
Total	-	-	-	-	-	-	-	-	-	-	-	-	-	-	-	-	-
SEPTEMBER																	
Notice of Cash Allocation (NCA)	-	-	-	-	-	-	-	-	-	-	-	-	-	-	-	-	-
MDS Checks Issued	-	-	-	-	-	-	-	-	-	-	-	-	-	-	-	-	-
Advice to Debit Account	-	-	-	-	-	-	-	-	-	-	-	-	-	-	-	-	-
Tax Remittance Advances Issued (TRA)	-	-	-	-	-	-	-	-	-	-	-	-	-	-	-	-	-
Cash Disbursement Ceiling (CDC)	-	-	-	-	-	-	-	-	-	-	-	-	-	-	-	-	-
Non-Cash Availment Authority (NCAA)	-	-	-	-	-	-	-	-	-	-	-	-	-	-	-	-	-
Others (CDT, BTr Docs Stamp, etc.)	-	-	-	-	-	-	-	-	-	-	-	-	-	-	-	-	-
Total	-	-	-	-	-	-	-	-	-	-	-	-	-	-	-	-	-
3RD QUARTER																	
Notice of Cash Allocation (NCA)	-	-	-	-	-	-	-	-	-	-	-	-	-	-	-	-	-
MDS Checks Issued	10,617,768.70	6,279,024.48	-	169,410.72	17,066,203.90	6,000.00	59,110.31	-	-	65,110.31	-	255,825.26	-	-	255,825.26	320,935.57	17,387,139.47
Advice to Debit Account	24,106,858.95	12,735,609.96	31,202,250.00	43,251.79	68,087,970.70	103,794.05	1,644,451.32	-	-	5,823,017.78	-	1,443,943.56	695,480.00	-	2,139,423.56	7,962,441.34	76,050,412.04
Tax Remittance Advances Issued (TRA)	3,143,568.20	735,864.37	-	12,037.49	3,891,470.06	-	86,794.26	-	91,071.43	177,865.69	-	23,572.52	-	-	23,572.52	201,438.21	4,092,908.27
Cash Disbursement Ceiling (CDC)	-	-	-	-	-	-	-	-	-	-	-	-	-	-	-	-	-
Non-Cash Availment Authority (NCAA)	-	-	-	-	-	-	-	-	-	-	-	-	-	-	-	-	-
Others (CDT, BTr Docs Stamp, etc.)	-	-	-	-	-	-	-	-	-	-	-	-	-	-	-	-	-
Total	37,868,195.85	19,750,498.81	31,202,250.00	224,700.00	89,045,644.66	109,794.05	1,790,355.89	-	4,165,843.84	6,065,993.78	-	1,723,341.34	695,480.00	-	2,418,821.34	8,484,815.12	97,530,459.78
GRAND TOTAL	37,868,195.85	19,750,498.81	31,202,250.00	224,700.00	89,045,644.66	109,794.05	1,790,355.89	-	4,165,843.84	6,065,993.78	-	1,723,341.34	695,480.00	-	2,418,821.34	8,484,815.12	97,530,459.78
SUMMARY:																	
Previous Report																	
(Jan-June)																	
This month (July)																	
As of Date																	
Total Disbursement Authorities Received	-	-	-	-	-	-	-	-	-	-	-	-	-	-	-	-	-
Unutilized NCA of previous month	824,180,699.00	164,760,409.00	-	-	988,941,108.00	-	-	-	-	-	-	-	-	-	-	-	-
NCA	-	-	-	-	-	-	-	-	-	-	-	-	-	-	-	-	-
Working Fund	-	-	-	-	-	-	-	-	-	-	-	-	-	-	-	-	-
TRA	36,335,753.71	4,092,908.27	-	-	40,428,661.98	-	-	-	-	-	-	-	-	-	-	-	-
CDC	-	-	-	-	-	-	-	-	-	-	-	-	-	-	-	-	-
NCAA	-	-	-	-	-	-	-	-	-	-	-	-	-	-	-	-	-
Others (CDT, BTr Docs Stamp, etc.)	-	-	-	-	-	-	-	-	-	-	-	-	-	-	-	-	-
Less: Notice of Transfer Allocations (NTA)* issued	860,516,452.71	168,853,317.27	-	-	1,029,369,769.98	-	-	-	-	-	-	-	-	-	-	-	-
Total Disbursements Authorities Available	74,866,816.58	97,530,459.78	-	-	74,866,816.58	-	-	-	-	-	-	-	-	-	-	-	-
Less: Lapsed NCA	785,649,636.13	97,530,459.78	-	-	883,180,095.91	-	-	-	-	-	-	-	-	-	-	-	-
Disbursements	-	-	-	-	-	-	-	-	-	-	-	-	-	-	-	-	-
Balance of Disbursements Authorities as of to date	-	-	-	-	-	-	-	-	-	-	-	-	-	-	-	-	-



MONTHLY REPORT OF DISBURSEMENTS
for the month of July 2019

Appendix 23
FAR No. 4
ALL FUNDS
CENTRAL OFFICE & REGIONAL OFFICES

Department : DEPARTMENT OF FINANCE
Agency : BUREAU OF THE TREASURY
Operating Unit : CENTRAL OFFICE & REGIONAL OFFICES
Organization Code (UACS) : 11-005-00-00000
Funding Source Code (as clustered) : ALL FUNDS
(e.g. Old Fund Code: 101,102,151)

PARTICULARS	TRUST LIABILITIES				GRAND TOTAL				
	PS	MOOE	CO	TOTAL	PS	MOOE	Fin. Exp	CO	TOTAL
1	19	20	21	22=(19+20+21)	23	24	25	26	27=(23+24+25+26)
JULY									
Notice of Cash Allocation (NCA)									
MDS Checks Issued	-	-	-	-	10,623,768.70	6,593,960.05	-	169,410.72	17,387,139.47
Advice to Debit Account	-	-	-	-	24,210,653.00	15,824,004.84	31,897,730.00	4,118,024.20	76,050,412.04
Working Fund (NCA issued to BTr)	-	-	-	-	-	-	-	-	-
Tax Remittance Advices Issued (TRA)	-	-	-	-	3,143,568.20	846,231.15	-	103,108.92	4,092,908.27
Cash Disbursement Ceiling (CDC)	-	-	-	-	-	-	-	-	-
Non-Cash Availment Authority (NCAA)	-	-	-	-	-	-	-	-	-
Others (CDT, BTr Docs Stamp, etc.)	-	-	-	-	-	-	-	-	-
Total	-	-	-	-	37,977,989.90	23,264,196.04	31,897,730.00	4,390,543.84	97,530,459.78
AUGUST									
Notice of Cash Allocation (NCA)									
MDS Checks Issued	-	-	-	-	-	-	-	-	-
Advice to Debit Account	-	-	-	-	-	-	-	-	-
Tax Remittance Advices Issued (TRA)	-	-	-	-	-	-	-	-	-
Cash Disbursement Ceiling (CDC)	-	-	-	-	-	-	-	-	-
Non-Cash Availment Authority (NCAA)	-	-	-	-	-	-	-	-	-
Others (CDT, BTr Docs Stamp, etc.)	-	-	-	-	-	-	-	-	-
Total	-	-	-	-	-	-	-	-	-
SEPTEMBER									
Notice of Cash Allocation (NCA)									
MDS Checks Issued	-	-	-	-	-	-	-	-	-
Advice to Debit Account	-	-	-	-	-	-	-	-	-
Tax Remittance Advices Issued (TRA)	-	-	-	-	-	-	-	-	-
Cash Disbursement Ceiling (CDC)	-	-	-	-	-	-	-	-	-
Non-Cash Availment Authority (NCAA)	-	-	-	-	-	-	-	-	-
Others (CDT, BTr Docs Stamp, etc.)	-	-	-	-	-	-	-	-	-
Total	-	-	-	-	-	-	-	-	-
3RD QUARTER									
Notice of Cash Allocation (NCA)									
MDS Checks Issued	-	-	-	-	10,623,768.70	6,593,960.05	-	169,410.72	17,387,139.47
Advice to Debit Account	-	-	-	-	24,210,653.00	15,824,004.84	31,897,730.00	4,118,024.20	76,050,412.04
Tax Remittance Advices Issued (TRA)	-	-	-	-	3,143,568.20	846,231.15	-	103,108.92	4,092,908.27
Cash Disbursement Ceiling (CDC)	-	-	-	-	-	-	-	-	-
Non-Cash Availment Authority (NCAA)	-	-	-	-	-	-	-	-	-
Others (CDT, BTr Docs Stamp, etc.)	-	-	-	-	-	-	-	-	-
GRAND TOTAL					37,977,989.90	23,264,196.04	31,897,730.00	4,390,543.84	97,530,459.78

DATE: 18-08-2019

PERIOD: JAN 1 -

28

Total Disbursements Program (BED 3)**
Less: * Actual Disbursements
(Over)/Under spending

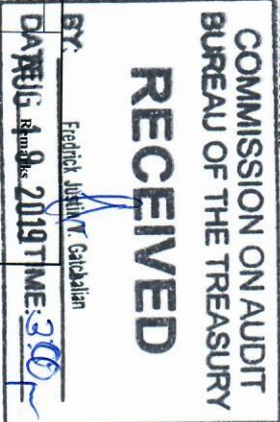
** Includes NCAs for Terminal Leave Benefits & Retirement Gratuity

Previous month (Jan-June)	This month (July)	As of Date
4,577,856,437.04	199,814,178.17	4,777,670,615.21
785,649,636.13	97,530,459.78	883,180,095.91
3,792,206,800.91	102,283,718.39	3,894,490,519.29

Certified Correct:
REYNALDO Z. DELLOS SANTOS
OIC, Bureau Accounting Division

Recommended by:
MARTIN B. MASARAL
Director III, Accounting Service

Approved by:
SHARON F. ALMANZA, CESO II
Deputy Treasurer of the Philippines



MONTHLY REPORT OF DISBURSEMENTS
for the month of July 2019



Department : DEPARTMENT OF FINANCE
Agency : BUREAU OF THE TREASURY
Operating Unit : CENTRAL OFFICE & REGIONAL OFFICES
Organization Code (UACS) : 11-005-00-00000
Funding Source Code (as clustered): 01 (Regular Agency Fund)
(e.g. Old Fund Code: 101,102, 151)

FAR No. 4
01 (REGULAR AGENCY FUND)
CENTRAL OFFICE & REGIONAL OFFICES

PARTICULARS	CURRENT YEAR BUDGET					PRIOR YEARS BUDGET												SUB-TOTAL
	PS	MOOE	Fin. Exp	CO	TOTAL	PRIOR YEARS ACCOUNTS PAYABLE					CY ACCOUNTS PAYABLE (Charged Against Cont. Appro							
						PS	MOOE	Fin. Exp	CO	Sub-Total	PS	MOOE	Fin. Exp	CO	Sub-Total	TOTAL		
1	2	3	4	5	6=(2+3+4+5)	7	8	9	10	11=(7+8+9+10)	12	13	14	15	16=(12+13+14+15)	17=(11+16)	18=(6+17)	
JULY																		
Notice of Cash Allocation (NCA)																		
MDS Checks Issued	10,617,768.70	6,112,248.14	-	169,410.72	16,899,427.56	6,000.00	59,110.31	-	-	65,110.31	-	255,825.26	-	255,825.26	320,935.57	17,220,363.13		
Advice to Debt Account	24,106,858.95	12,306,361.36	31,202,250.00	43,251.79	67,658,722.10	103,794.05	1,644,451.32	-	4,074,772.41	5,823,017.78	-	1,443,943.56	695,480.00	-	2,139,423.56	7,962,441.34	75,621,163.44	
Working Fund (NCA issued to BTr)																		
Tax Remittance Advances Issued (TRA)	3,143,568.20	735,864.37	-	12,037.49	3,891,470.06	-	86,794.26	-	91,071.43	177,865.69	-	23,572.52	-	-	23,572.52	201,438.21	4,092,908.27	
Cash Disbursement Ceiling (CDC)																		
Non-Cash Availment Authority (NCAA)																		
Others (CDT, BTr Docs Stamp, etc.)																		
Total	37,868,195.85	19,154,473.87	31,202,250.00	224,700.00	88,449,619.72	109,794.05	1,790,355.89	-	4,165,843.84	6,065,993.78	-	1,723,341.34	695,480.00	-	2,418,821.34	8,484,815.12	96,934,434.84	
AUGUST																		
Notice of Cash Allocation (NCA)																		
MDS Checks Issued	-	-	-	-	-	-	-	-	-	-	-	-	-	-	-	-	-	
Advice to Debt Account	-	-	-	-	-	-	-	-	-	-	-	-	-	-	-	-	-	
Tax Remittance Advances Issued (TRA)	-	-	-	-	-	-	-	-	-	-	-	-	-	-	-	-	-	
Cash Disbursement Ceiling (CDC)	-	-	-	-	-	-	-	-	-	-	-	-	-	-	-	-	-	
Non-Cash Availment Authority (NCAA)	-	-	-	-	-	-	-	-	-	-	-	-	-	-	-	-	-	
Others (CDT, BTr Docs Stamp, etc.)	-	-	-	-	-	-	-	-	-	-	-	-	-	-	-	-	-	
Total	-	-	-	-	-	-	-	-	-	-	-	-	-	-	-	-	-	
SEPTEMBER																		
Notice of Cash Allocation (NCA)																		
MDS Checks Issued	-	-	-	-	-	-	-	-	-	-	-	-	-	-	-	-	-	
Advice to Debt Account	-	-	-	-	-	-	-	-	-	-	-	-	-	-	-	-	-	
Tax Remittance Advances Issued (TRA)	-	-	-	-	-	-	-	-	-	-	-	-	-	-	-	-	-	
Cash Disbursement Ceiling (CDC)	-	-	-	-	-	-	-	-	-	-	-	-	-	-	-	-	-	
Non-Cash Availment Authority (NCAA)	-	-	-	-	-	-	-	-	-	-	-	-	-	-	-	-	-	
Others (CDT, BTr Docs Stamp, etc.)	-	-	-	-	-	-	-	-	-	-	-	-	-	-	-	-	-	
Total	-	-	-	-	-	-	-	-	-	-	-	-	-	-	-	-	-	
3RD QUARTER																		
Notice of Cash Allocation (NCA)																		
MDS Checks Issued	10,617,768.70	6,112,248.14	-	169,410.72	16,899,427.56	6,000.00	59,110.31	-	-	65,110.31	-	255,825.26	-	255,825.26	320,935.57	17,220,363.13		
Advice to Debt Account	24,106,858.95	12,306,361.36	31,202,250.00	43,251.79	67,658,722.10	103,794.05	1,644,451.32	-	4,074,772.41	5,823,017.78	-	1,443,943.56	695,480.00	-	2,139,423.56	7,962,441.34	75,621,163.44	
Tax Remittance Advances Issued (TRA)	3,143,568.20	735,864.37	-	12,037.49	3,891,470.06	-	86,794.26	-	91,071.43	177,865.69	-	23,572.52	-	-	23,572.52	201,438.21	4,092,908.27	
Cash Disbursement Ceiling (CDC)																		
Non-Cash Availment Authority (NCAA)																		
Others (CDT, BTr Docs Stamp, etc.)																		
GRAND TOTAL	37,868,195.85	19,154,473.87	31,202,250.00	224,700.00	88,449,619.72	109,794.05	1,790,355.89	-	4,165,843.84	6,065,993.78	-	1,723,341.34	695,480.00	-	2,418,821.34	8,484,815.12	96,934,434.84	
SUMMARY:																		
Previous Report																		
(Jan-June)																		
This month (July)																		
As of Date																		
Total Disbursement Authorities Received																		
Unutilized NCA of previous month																		
Working Fund																		
TRA																		
CDC																		
NCAA																		
Others (CDT, BTr Docs Stamp, etc.)																		
Less: Notice of Transfer Allocations (NTA)* issued																		
Total Disbursements Authorities Available																		
Less: Lapsed NCA																		
Disbursements																		
Balance of Disbursements Authorities as of to date																		



MONTHLY REPORT OF DISBURSEMENTS
for the month of July 2019

FAR No. 4
01 (REGULAR AGENCY FUND)
CENTRAL OFFICE & REGIONAL OFFICES

Department : DEPARTMENT OF FINANCE
Agency : BUREAU OF THE TREASURY
Operating Unit : CENTRAL OFFICE & REGIONAL OFFICES
Organization Code (UACS) : 11-005-00-00000
Funding Source Code (as clustered): 01 (Regular Agency Fund)
(e.g. Old Fund Code: 101,102, 151)

COMMISSION ON AUDIT
BUREAU OF THE TREASURY
RECEIVED

BY: Fredrick I. Dastis
DATE: AUG 19 2019 TIME: 3:00 pm

PARTICULARS	TRUST LIABILITIES				GRAND TOTAL				
	PS	MOOE	CO	TOTAL	PS	MOOE	Fin. Exp	CO	TOTAL
1	19	20	21	22=(19+20+21)	23	24	25	26	27=(23+24+25+26)
JULY									
Notice of Cash Allocation (NCA)									
MDS Checks Issued	-	-	-	-	10,623,768.70	6,427,183.71	-	169,410.72	17,220,363.13
Advice to Debit Account	-	-	-	-	24,210,653.00	15,394,756.24	31,897,730.00	4,118,024.20	75,621,163.44
Working Fund (NCA issued to BTr)									
Tax Remittance Advices Issued (TRA)	-	-	-	-	3,143,568.20	846,231.15	-	103,108.92	4,092,908.27
Cash Disbursement Ceiling (CDC)									
Non-Cash Availment Authority (NCAA)									
Others (CDT, BTr Docs Stamp, etc.)									
Total	-	-	-	-	37,977,989.90	22,668,171.10	31,897,730.00	4,390,543.84	96,934,434.84
AUGUST									
Notice of Cash Allocation (NCA)									
MDS Checks Issued	-	-	-	-	-	-	-	-	-
Advice to Debit Account	-	-	-	-	-	-	-	-	-
Tax Remittance Advices Issued (TRA)	-	-	-	-	-	-	-	-	-
Cash Disbursement Ceiling (CDC)									
Non-Cash Availment Authority (NCAA)									
Others (CDT, BTr Docs Stamp, etc.)									
Total	-	-	-	-	-	-	-	-	-
SEPTEMBER									
Notice of Cash Allocation (NCA)									
MDS Checks Issued	-	-	-	-	-	-	-	-	-
Advice to Debit Account	-	-	-	-	-	-	-	-	-
Tax Remittance Advices Issued (TRA)	-	-	-	-	-	-	-	-	-
Cash Disbursement Ceiling (CDC)									
Non-Cash Availment Authority (NCAA)									
Others (CDT, BTr Docs Stamp, etc.)									
Total	-	-	-	-	-	-	-	-	-
3RD QUARTER									
Notice of Cash Allocation (NCA)									
MDS Checks Issued	-	-	-	-	10,623,768.70	6,427,183.71	-	169,410.72	17,220,363.13
Advice to Debit Account	-	-	-	-	24,210,653.00	15,394,756.24	31,897,730.00	4,118,024.20	75,621,163.44
Tax Remittance Advices Issued (TRA)	-	-	-	-	3,143,568.20	846,231.15	-	103,108.92	4,092,908.27
Cash Disbursement Ceiling (CDC)									
Non-Cash Availment Authority (NCAA)									
Others (CDT, BTr Docs Stamp, etc.)									
GRAND TOTAL	-	-	-	-	37,977,989.90	22,668,171.10	31,897,730.00	4,390,543.84	96,934,434.84

Previous Month (Jan-
June)

June	This month (July)	As of Date
4,574,121,437.04	194,514,178.17	4,768,635,615.21
781,964,131.90	96,934,434.84	878,898,566.74
3,792,157,305.14	97,579,743.33	3,889,737,048.46

Total Disbursements Program (BED 3)**
Less: * Actual Disbursements
(Over)/Under spending

** includes NCAs for Terminal Leave Benefits & Retirement Gratuity

Certified Correct:

REYNALDO Z. DELOS SANTOS
OIC, Bureau Accounting Division

Recommended by:

MARITES B. MASARAP
Director III, Accounting Service

Approved by:

SHARON P. ALMANZA, CESO II
Deputy Treasurer of the Philippines

Date: _____

Date: _____

Date: _____

MONTHLY REPORT OF DISBURSEMENTS
for the month of July 2019

for the month of July 2019

Appendix 23
FAR No. 4
ALL FUNDS
CENTRAL OFFICE

Department	: DEPARTMENT OF FINANCE
Agency	: BUREAU OF THE TREASURY
Operating Unit	: CENTRAL OFFICE
Organization Code (UACS)	: 11-005-00-00000
Funding Source Code (as clustered):	ALL FUNDS

PARTICULARS	CURRENT YEAR BUDGET					PRIOR YEARS BUDGET											SUB-TOTAL		
	PS	MOOE	Fin. Exp	CO	TOTAL	PRIOR YEARS ACCOUNTS PAYABLE							CURRENT YEARS ACCOUNTS PAYABLE			TOTAL			
						CONF. APPROP. CY 2017							CHARGED AGAINST						
						PS	MOOE	Fin. Exp	CO	Sub-Total	PS	MOOE	Fin. Exp	CO	Sub-Total				
						7	8	9	10	11=(7+8+9+10)	12	13	14	15	16=(12+13+14+15)			17=(11+16)	18=(6+17)
JULY	1	2	3	4	5	6=(2+3+4+5)													
Notice of Cash Allocation (NCA)																			
MDS Checks Issued	7,290,168.29	4,368,442.50	-	-	-	11,658,610.79	6,000.00	49,687.50	-	-	55,687.50	-	229,892.27	-	-	229,892.27	285,579.77	11,944,190.56	
Advice to Debit Account	9,597,892.59	8,928,107.91	31,202,250.00	-	-	49,728,450.50	103,794.05	1,579,295.55	-	4,074,772.41	5,757,862.01	-	1,388,552.83	695,480.00	-	2,084,032.83	7,841,894.84	57,570,345.34	
Working Fund (NCA issued to BTR)																			
Tax Remittance Advice Issued (TRA)	1,314,794.88	533,924.86	-	-	-	1,848,719.74	-	84,846.07	-	91,071.43	175,917.50	-	22,504.33	-	-	22,504.33	198,421.83	2,047,141.57	
Cash Disbursement Ceiling (CDC)																			
Non-Cash Availment Authority (NCAA)																			
Others (CDT, BTR Does Stamp, etc.)																			
Total																			
AUGUST																			
Notice of Cash Allocation (NCA)																			
MDS Checks Issued	-	-	-	-	-	-	-	-	-	-	-	-	-	-	-	-	-	-	
Advice to Debit Account	-	-	-	-	-	-	-	-	-	-	-	-	-	-	-	-	-	-	
Tax Remittance Advice Issued (TRA)	-	-	-	-	-	-	-	-	-	-	-	-	-	-	-	-	-	-	
Cash Disbursement Ceiling (CDC)	-	-	-	-	-	-	-	-	-	-	-	-	-	-	-	-	-	-	
Non-Cash Availment Authority (NCAA)	-	-	-	-	-	-	-	-	-	-	-	-	-	-	-	-	-	-	
Others (CDT, BTR Does Stamp, etc.)	-	-	-	-	-	-	-	-	-	-	-	-	-	-	-	-	-	-	
Total	-	-	-	-	-	-	-	-	-	-	-	-	-	-	-	-	-	-	
SEPTEMBER																			
Notice of Cash Allocation (NCA)																			
MDS Checks Issued	-	-	-	-	-	-	-	-	-	-	-	-	-	-	-	-	-	-	
Advice to Debit Account	-	-	-	-	-	-	-	-	-	-	-	-	-	-	-	-	-	-	
Tax Remittance Advice Issued (TRA)	-	-	-	-	-	-	-	-	-	-	-	-	-	-	-	-	-	-	
Cash Disbursement Ceiling (CDC)	-	-	-	-	-	-	-	-	-	-	-	-	-	-	-	-	-	-	
Non-Cash Availment Authority (NCAA)	-	-	-	-	-	-	-	-	-	-	-	-	-	-	-	-	-	-	
Others (CDT, BTR Does Stamp, etc.)	-	-	-	-	-	-	-	-	-	-	-	-	-	-	-	-	-	-	
Total	-	-	-	-	-	-	-	-	-	-	-	-	-	-	-	-	-	-	
3RD QUARTER																			
Notice of Cash Allocation (NCA)																			
MDS Checks Issued	7,290,168.29	4,368,442.50	-	-	-	11,658,610.79	6,000.00	49,687.50	-	-	55,687.50	-	229,892.27	-	-	229,892.27	285,579.77	11,944,190.56	
Advice to Debit Account	9,597,892.59	8,928,307.91	31,202,250.00	-	-	49,728,450.50	103,794.05	1,579,295.55	-	4,074,772.41	5,757,862.01	-	1,388,552.83	695,480.00	-	2,084,032.83	7,841,894.84	57,570,345.34	
Tax Remittance Advice Issued (TRA)	1,314,794.88	533,924.86	-	-	-	1,848,719.74	-	84,846.07	-	91,071.43	175,917.50	-	22,504.33	-	-	22,504.33	198,421.83	2,047,141.57	
Cash Disbursement Ceiling (CDC)																			
Non-Cash Availment Authority (NCAA)																			
Others (CDT, BTR Does Stamp, etc.)																			
Total																			
GRAND TOTAL	18,202,855.76	13,830,675.27	31,202,250.00	-	-	63,235,781.03	109,794.05	1,713,829.12	-	4,165,843.84	5,989,467.01	-	1,640,949.43	695,480.00	-	2,336,429.43	8,325,896.44	71,561,677.47	
SIMMARY:																			
	Previous Report (Jan-June)		This month (July)		As of Date														
Total Disbursement Authorities Received	824,180,699.00		164,760,409.00		988,941,108.00														
Unutilized NCA of previous month	-		-		-														
NCA	24,516,202.42		2,047,141.57		26,563,343.99														
Working Fund	-		-		-														
TRA	-		-		-														
CDC	-		-		-														
NCAA	-		-		-														
Others (CDT, BTR Does Stamp, etc.)	-		-		-														
Less: Notice of Transfer Allocations (NTA)* Issued	165,267,425.94		27,547,519.58		192,814,945.52														
Total Disbursements Authorities Available	683,429,475.48		139,260,030.99		822,689,506.47														
Less: Lapsed NCA	72,564,513.04		-		72,564,513.04														
Disbursements	610,864,962.44		71,561,677.47		682,426,639.91														
Balance of Disbursement Authorities as of to date	-		67,698,353.52		67,698,353.52														



Issued by the Republic

MONTHLY REPORT OF DISBURSEMENTS
for the month of July 2019

Appendix 23
FAR No. 4
ALL FUNDS
CENTRAL OFFICE

Department : DEPARTMENT OF FINANCE
Agency : BUREAU OF THE TREASURY
Operating Unit : CENTRAL OFFICE
Organization Code (UACS) : 11-005-00-00000
Funding Source Code (as clustered) : ALL FUNDS

PARTICULARS	TRUST LIABILITIES				GRAND TOTAL					Remarks
	PS	MOOE	CO	TOTAL	PS	MOOE	Fin. Exp	CO	TOTAL	
1	19	20	21	22=(19+20+21)	23	24	25	26	27=(23+24+25+26)	28
JULY										
Notice of Cash Allocation (NCA)										
MDS Checks Issued	-	-	-	-	7,296,168.29	4,648,022.27	-	-	11,944,190.56	
Advice to Debit Account	-	-	-	-	9,701,686.64	11,896,156.29	31,897,730.00	4,074,772.41	57,570,345.34	
Working Fund (NCA issued to BTr)	-	-	-	-	-	-	-	-	-	
Tax Remittance Advances Issued (TRA)	-	-	-	-	1,314,794.88	641,275.26	-	91,071.43	2,047,141.57	
Cash Disbursement Ceiling (CDC)	-	-	-	-	-	-	-	-	-	
Non-Cash Availment Authority (NCAA)	-	-	-	-	-	-	-	-	-	
Others (CDT, BTr Docs Stamp, etc.)	-	-	-	-	-	-	-	-	-	
Total	-	-	-	-	18,312,649.81	17,185,453.82	31,897,730.00	4,165,843.84	71,561,677.47	
AUGUST										
Notice of Cash Allocation (NCA)										
MDS Checks Issued	-	-	-	-	-	-	-	-	-	
Advice to Debit Account	-	-	-	-	-	-	-	-	-	
Tax Remittance Advances Issued (TRA)	-	-	-	-	-	-	-	-	-	
Cash Disbursement Ceiling (CDC)	-	-	-	-	-	-	-	-	-	
Non-Cash Availment Authority (NCAA)	-	-	-	-	-	-	-	-	-	
Others (CDT, BTr Docs Stamp, etc.)	-	-	-	-	-	-	-	-	-	
Total	-	-	-	-	-	-	-	-	-	
SEPTEMBER										
Notice of Cash Allocation (NCA)										
MDS Checks Issued	-	-	-	-	-	-	-	-	-	
Advice to Debit Account	-	-	-	-	-	-	-	-	-	
Tax Remittance Advances Issued (TRA)	-	-	-	-	-	-	-	-	-	
Cash Disbursement Ceiling (CDC)	-	-	-	-	-	-	-	-	-	
Non-Cash Availment Authority (NCAA)	-	-	-	-	-	-	-	-	-	
Others (CDT, BTr Docs Stamp, etc.)	-	-	-	-	-	-	-	-	-	
Total	-	-	-	-	-	-	-	-	-	
3RD QUARTER										
Notice of Cash Allocation (NCA)										
MDS Checks Issued	-	-	-	-	7,296,168.29	4,648,022.27	-	-	11,944,190.56	
Advice to Debit Account	-	-	-	-	9,701,686.64	11,896,156.29	31,897,730.00	4,074,772.41	57,570,345.34	
Tax Remittance Advances Issued (TRA)	-	-	-	-	1,314,794.88	641,275.26	-	91,071.43	2,047,141.57	
Cash Disbursement Ceiling (CDC)	-	-	-	-	-	-	-	-	-	
Non-Cash Availment Authority (NCAA)	-	-	-	-	-	-	-	-	-	
Others (CDT, BTr Docs Stamp, etc.)	-	-	-	-	-	-	-	-	-	
GRAND TOTAL	-	-	-	-	18,312,649.81	17,185,453.82	31,897,730.00	4,165,843.84	71,561,677.47	

Certified Correct
REYNALDO Z. DELLOS SANTOS
OIC, Bureau Accounting Division

Recommended by:
MARITES B. MASAKAP
Director III, Accounting Service

Approved by:
SHARON P. ALMANZA, CESO II
Deputy Treasurer of the Philippines

COMMISSION ON AUDIT
BUREAU OF THE TREASURY
RECEIVED
BY:
DATE: AUG 19 2019 TIME: 3:00 PM
Fredrick J. Galanin, Cashier

Department : DEPARTMENT OF FINANCE
Agency : BUREAU OF THE TREASURY
Operating Unit : Central Office
Organization Code (UACS) : 11-005-00-00000
Funding Source Code (as clustered) : 01 (Regular Agency Fund)
(e.g. Old Fund Code: 101, 102, 131)



MONTHLY REPORT OF DISBURSEMENTS
for the month of July 2019

PARTICULARS	CURRENT YEAR BUDGET					PRIOR YEARS BUDGET											SUB-TOTAL
	PS	MOOE	Fin. Exp	CO	TOTAL	PRIOR YEARS ACCOUNTS PAYABLE					CURRENT YEARS ACCOUNTS PAYABLE (Charged Against)					TOTAL	
						PS	MOOE	Fin. Exp	CO	Sub-Total	PS	MOOE	Fin. Exp	CO	Sub-Total		
1	2	3	4	5	6=(2+3+4+5)	7	8	9	10	11=(7+8+9+10)	12	13	14	15	16=(12+13+14+15)	17=(11+16)	18=(6+17)
JULY																	
Notice of Cash Allocation (NCA)																	
MDS Checks Issued	7,290,168.29	4,201,666.16	-		-	6,000.00	49,687.50	-	-	55,687.50	-	229,892.27	-		229,892.27	285,579.77	11,777,414.22
Advice to Debit Account	9,597,892.59	8,499,059.31	31,202,250.00		49,299,201.90	103,794.05	1,579,295.55	-	4,074,772.41	5,757,862.01	-	1,388,552.83	695,480.00	-	2,084,032.83	7,841,894.84	57,141,096.74
Working Fund (NCA issued to BTR)	1,314,794.88	533,924.86	-		1,848,719.74	-	84,846.07	-	91,071.43	175,917.50	-	22,504.33	-		22,504.33	198,421.83	2,047,141.57
Tax Remittance Advices Issued (BTR)																	-
Cash Disbursement Ceiling (CDC)																	-
Tax Disbursement Ceiling (CDC)																	-
Non-Cash Availment Authority (NCAA)																	-
Others (CDT, BTR Does Stamp, etc.)																	-
Total	18,202,855.76	13,234,650.33	31,202,250.00	-	62,639,756.09	109,794.05	1,713,829.12	-	4,165,843.84	5,989,467.01	-	1,640,949.43	695,480.00	-	2,336,429.43	8,325,896.44	70,965,652.53
AUGUST																	
Notice of Cash Allocation (NCA)																	-
MDS Checks Issued																	-
Advice to Debit Account																	-
Tax Remittance Advices Issued (BTR)																	-
Cash Disbursement Ceiling (CDC)																	-
Non-Cash Availment Authority (NCAA)																	-
Others (CDT, BTR Does Stamp, etc.)																	-
Total	-	-	-	-	-	-	-	-	-	-	-	-	-	-	-	-	-
SEPTEMBER																	
Notice of Cash Allocation (NCA)																	-
MDS Checks Issued																	-
Advice to Debit Account																	-
Tax Remittance Advices Issued (BTR)																	-
Cash Disbursement Ceiling (CDC)																	-
Non-Cash Availment Authority (NCAA)																	-
Others (CDT, BTR Does Stamp, etc.)																	-
Total	-	-	-	-	-	-	-	-	-	-	-	-	-	-	-	-	-
3RD QUARTER																	
Notice of Cash Allocation (NCA)																	-
MDS Checks Issued	7,290,168.29	4,201,666.16	-		11,491,834.45	6,000.00	49,687.50	-	-	55,687.50	-	229,892.27	-		229,892.27	285,579.77	11,777,414.22
Advice to Debit Account	9,597,892.59	8,499,059.31	31,202,250.00		49,299,201.90	103,794.05	1,579,295.55	-	4,074,772.41	5,757,862.01	-	1,388,552.83	695,480.00	-	2,084,032.83	7,841,894.84	57,141,096.74
Tax Remittance Advices Issued (BTR)	1,314,794.88	533,924.86	-		1,848,719.74	-	84,846.07	-	91,071.43	175,917.50	-	22,504.33	-		22,504.33	198,421.83	2,047,141.57
Cash Disbursement Ceiling (CDC)																	-
Tax Disbursement Ceiling (CDC)																	-
Non-Cash Availment Authority (NCAA)																	-
Others (CDT, BTR Does Stamp, etc.)																	-
Total	18,202,855.76	13,234,650.33	31,202,250.00	-	62,639,756.09	109,794.05	1,713,829.12	-	4,165,843.84	5,989,467.01	-	1,640,949.43	695,480.00	-	2,336,429.43	8,325,896.44	70,965,652.53

PARTICULARS	Previous Report		This month (July)		As of Date	
	(Jan-June)					
Total Disbursement Authorities Received						
Unutilized NCA of previous month						
NCA	819,550,873.00		139,660,409.00		979,211,282.00	
Working Fund						
TRA	24,516,202.42		2,047,141.57		26,563,343.99	
CDC						
NCAA						
Others (CDT, BTR Does Stamp, etc.)						
Less: Notice of Transfer Allocations (NTA) issued	165,267,425.94		27,547,519.58		192,814,945.52	
Total Disbursements Authorities Available	678,799,649.48		134,160,030.99		812,959,680.47	
Less: Lapsed NCA	71,620,191.27		-		71,620,191.27	
Disbursements	607,179,458.21		70,965,652.53		678,145,110.74	
Balance of Disbursement Authorities as of to date	-		63,194,378.46		63,194,378.46	

**NCA's for previous Report (January-March 2019) decreased by 42,289.36 representing Trust Receipts with NCA's 88(B)-1-104001420 dated March 22, 2019 reflected but report has should be reported by NCT.



MONTHLY REPORT OF DISBURSEMENTS
for the month of July 2019

Department : DEPARTMENT OF FINANCE
Agency : BUREAU OF THE TREASURY
Operating Unit : Central Office
Organization Code (UACS) : 11-005-00-00000
Funding Source Code (as clustered) : 01 (Regular Agency Fund)
(e.g. Old Fund Code: 101, 102, 151)

PARTICULARS	TRUST LIABILITIES				GRAND TOTAL					Remarks
	PS	MOOE	CO	TOTAL	PS	MOOE	Fin. Exp	CO	TOTAL	
I	19	20	21	22=(19+20+21)	23	24	25	26	27=(23+24+25+26)	28
JULY										
Notice of Cash Allocation (NCA)										
MDS Checks Issued				-	7,296,168.29	-	-	-	-	-
Advice to Debit Account				-	9,701,686.64	4,481,245.93	31,897,730.00	4,074,772.41	11,777,414.22	
Working Fund (NCA issued to BTR)				-	1,314,794.88	11,466,907.69	-	-	57,141,096.74	
Tax Remittance Advices Issued (TRA)				-		641,275.26	-	91,071.43	2,047,141.57	
Cash Disbursement Ceiling (CDC)					-	-	-	-	-	
Non-Cash Availment Authority (NCAA)					-	-	-	-	-	
Others (CDT, BTR Docs Stamp, etc)					-	-	-	-	-	
Total	-	-	-	-	18,312,649.81	16,589,428.88	31,897,730.00	4,165,843.84	70,965,652.53	
AUGUST										
Notice of Cash Allocation (NCA)				-						
MDS Checks Issued				-		-	-	-	-	
Advice to Debit Account				-		-	-	-	-	
Tax Remittance Advices Issued (TRA)				-		-	-	-	-	
Cash Disbursement Ceiling (CDC)				-		-	-	-	-	
Non-Cash Availment Authority (NCAA)				-		-	-	-	-	
Others (CDT, BTR Docs Stamp, etc)				-		-	-	-	-	
Total	-	-	-	-						
SEPTEMBER										
Notice of Cash Allocation (NCA)				-						
MDS Checks Issued				-		-	-	-	-	
Advice to Debit Account				-		-	-	-	-	
Tax Remittance Advices Issued (TRA)				-		-	-	-	-	
Cash Disbursement Ceiling (CDC)				-		-	-	-	-	
Non-Cash Availment Authority (NCAA)				-		-	-	-	-	
Others (CDT, BTR Docs Stamp, etc)				-		-	-	-	-	
Total	-	-	-	-						
3RD QUARTER										
Notice of Cash Allocation (NCA)				-						
MDS Checks Issued	-	-	-	-	7,296,168.29	4,481,245.93	-	-	11,777,414.22	
Advice to Debit Account	-	-	-	-	9,701,686.64	11,466,907.69	31,897,730.00	4,074,772.41	57,141,096.74	
Tax Remittance Advices Issued (TRA)	-	-	-	-	1,314,794.88	641,275.26	-	91,071.43	2,047,141.57	
Cash Disbursement Ceiling (CDC)	-	-	-	-	-	-	-	-	-	
Non-Cash Availment Authority (NCAA)	-	-	-	-	-	-	-	-	-	
Others (CDT, BTR Docs Stamp, etc)	-	-	-	-	-	-	-	-	-	
GRAND TOTAL	-	-	-	-	18,312,649.81	16,589,428.88	31,897,730.00	4,165,843.84	70,965,652.53	

Certified Correct:

REYNALDO Z. DELOS SANTOS
OIC, Bureau Accounting Division

Recommended by:

MARTIN B. MASARAP
Director III, Accounting Service

Approved by:

SHARON E. ALMANZA, CESO II
Deputy Treasurer of the Philippines



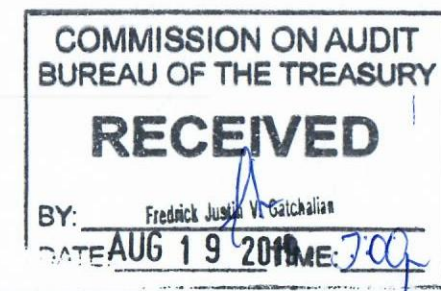
Department	: DEPARTMENT OF FINANCE
Agency	: BUREAU OF THE TREASURY
Operating Unit	: CENTRAL OFFICE
Organization Code (UACS)	: 11-005-00-00000
Funding Source Code (as clustered)	: 04 (SPECIAL ACCOUNT - FOREIGN ASSISTANCE/GRANTS)

PARTICULARS	CURRENT YEAR BUDGET					PRIOR YEAR'S BUDGET												SUB-TOTAL	TRUST LIABILITIES				GRAND TOTAL					Remarks
	PS	MOOE	Fin. Exp	CO	TOTAL	PRIOR YEAR'S ACCOUNTS PAYABLE					CURRENT YEAR'S ACCOUNTS PAYABLE (Charged Against Cont. Approp CY 2017)					TOTAL	PS		MOOE	CO	TOTAL	PS	MOOE	Fin. Exp	CO	TOTAL		
						PS	MOOE	Fin. Exp	CO	Sub-Total	PS	MOOE	Fin. Exp	CO	Sub-Total													
1	2	3	4	5	6= (2+ 3+4+5)	7	8	9	10	11= (7+ 8+9+10)	12	13	14	15	16= (12+ 13+14+15)	17=(11+16)	18=(6+17)	19	20	21	22=(19 +20+21)	23	24	25	26	27=(23+24+25+ 26)	28	
JULY																												
Notice of Cash Allocation (NCA)					-					-					-	-	-				-	-	-	-	-	-	-	
MDS Checks Issued		166,776.34			166,776.34					-					-	-	166,776.34				-	-	166,776.34	-	-	166,776.34		
Advice to Debit Account		429,248.60			429,248.60					-					-	-	429,248.60				-	-	429,248.60	-	-	429,248.60		
Working Fund (NCA issued to BTr)																												
Tax Remittance Advices Issued (TRA)		-			-					-					-	-	-				-	-	-	-	-	-		
Cash Disbursement Ceiling (CDC)					-					-					-	-	-				-	-	-	-	-	-		
Non-Cash Availment Authority (NCAA)					-					-					-	-	-				-	-	-	-	-	-		
Others (CDT, BTr Docs Stamp, etc.)					-					-					-	-	-				-	-	-	-	-	-		
Total	-	596,024.94	-		596,024.94	-	-	-	-	-	-	-	-	-	-	-	596,024.94	-	-	-	-	-	596,024.94	-	-	596,024.94		
AUGUST																												
Notice of Cash Allocation (NCA)					-					-					-	-	-				-	-	-	-	-	-		
MDS Checks Issued					-					-					-	-	-				-	-	-	-	-	-		
Advice to Debit Account					-					-					-	-	-				-	-	-	-	-	-		
Tax Remittance Advices Issued (TRA)					-					-					-	-	-				-	-	-	-	-	-		
Cash Disbursement Ceiling (CDC)					-					-					-	-	-				-	-	-	-	-	-		
Non-Cash Availment Authority (NCAA)					-					-					-	-	-				-	-	-	-	-	-		
Others (CDT, BTr Docs Stamp, etc.)					-					-					-	-	-				-	-	-	-	-	-		
Total	-	-	-	-	-	-	-	-	-	-	-	-	-	-	-	-	-	-	-	-	-	-	-	-	-	-		
SEPTEMBER																												
Notice of Cash Allocation (NCA)					-					-					-	-	-				-	-	-	-	-	-		
MDS Checks Issued					-					-					-	-	-				-	-	-	-	-	-		
Advice to Debit Account					-					-					-	-	-				-	-	-	-	-	-		
Tax Remittance Advices Issued (TRA)					-					-					-	-	-				-	-	-	-	-	-		
Cash Disbursement Ceiling (CDC)					-					-					-	-	-				-	-	-	-	-	-		
Non-Cash Availment Authority (NCAA)					-					-					-	-	-				-	-	-	-	-	-		
Others (CDT, BTr Docs Stamp, etc.)					-					-					-	-	-				-	-	-	-	-	-		
Total	-	-	-	-	-	-	-	-	-	-	-	-	-	-	-	-	-	-	-	-	-	-	-	-	-	-		
3RD QUARTER																												
Notice of Cash Allocation (NCA)					-					-					-	-	-				-	-	-	-	-	-		
MDS Checks Issued	-	166,776.34	-	-	166,776.34	-	-	-	-	-	-	-	-	-	-	-	166,776.34				-	-	166,776.34	-	-	166,776.34		
Advice to Debit Account	-	429,248.60	-	-	429,248.60	-	-	-	-	-	-	-	-	-	-	-	429,248.60				-	-	429,248.60	-	-	429,248.60		
Tax Remittance Advices Issued (TRA)	-	-	-	-	-	-	-	-	-	-	-	-	-	-	-	-	-				-	-	-	-	-	-		
Cash Disbursement Ceiling (CDC)					-					-					-	-	-				-	-	-	-	-	-		
Non-Cash Availment Authority (NCAA)					-					-					-	-	-				-	-	-	-	-	-		
Others (CDT, BTr Docs Stamp, etc.)					-					-					-	-	-				-	-	-	-	-	-		
GRAND TOTAL	-	596,024.94	-	-	596,024.94	-	-	-	-	-	-	-	-	-	-	-	596,024.94	-	-	-	-	-	596,024.94	-	-	596,024.94		

	<u>Previous Report</u>	<u>This month (July)</u>	<u>As of Date</u>
	<u>(Jan-June)</u>		
Total Disbursement Authorities Received			
Unutilized NCA of previous month	-	-	-
NCA	4,629,826.00	5,100,000.00	9,729,826.00
Working Fund	-	-	-
TRA	-	-	-
CDC	-	-	-
NCAA	-	-	-
Others (CDT, BTR Docs Stamp, etc.)	-	-	-
Less: Notice of Transfer Allocations (NTA)* issued			
Total Disbursements Authorities Available	4,629,826.00	5,100,000.00	9,729,826.00
Less: Lapsed NCA	944,321.77	-	944,321.77
Disbursements	3,685,504.23	596,024.94	4,281,529.17
Balance of Disbursement Authorities as of to date	-	4,503,975.06	4,503,975.06

Date: _____

<u>Previous Month</u>	<u>This month (July)</u>	<u>As of Date</u>
<u>(Jan-June)</u>		
3,735,000.00	5,300,000.00	9,035,000.00
3,685,504.23	596,024.94	4,281,529.17
49,495.77	4,703,975.06	4,753,470.83





MONTHLY REPORT OF DISBURSEMENTS
for the month of July 2019

Department : DEPARTMENT OF FINANCE
Agency : BUREAU OF THE TREASURY
Operating Unit : REGIONAL OFFICES
Organization Code (UACS) : 11-005-00-00000
Funding Source Code (as clustered) : 01 (Regular Agency Fund)
(e.g. Old Fund Code: 101,102, 151)

PARTICULARS	CURRENT YEAR BUDGET										PRIOR YEARS BUDGET										GRAND TOTAL										Remarks
	PS	MOOE	Fin. Exp	CO	TOTAL	PRIOR YEARS ACCOUNTS PAYABLE					CURRENT YEARS ACCOUNTS PAYABLE					SUB-TOTAL	TRUST LIABILITIES														
						PS	MOOE	Fin. Exp	CO	Sub-Total	PS	MOOE	Fin. Exp	CO	Sub-Total		PS	MOOE	CO	TOTAL											
JULY	1	2	3	4	5	6= (2+3+4+5)	7	8	9	10	11= (7+8+9+10)	12	13	14	15	16= (12+13+14+15)	17= (11+16)	18= (6+17)	19	20	21	22= (19+20+21)	23	24	25	26	27= (23+24+25+26)	28			
Notice of Cash Allocation (NCA)																															
MDS Checks Issued		3,327,600.41	1,910,581.98	-	169,410.72	-	9,422.81	-	-	-	9,422.81	-	25,932.99	-	25,932.99	35,355.80	5,442,948.91	-	-	-	3,327,600.41	-	1,945,937.78	-	-	169,410.72	-	-			
Advice to Debit Account		14,508,966.36	3,807,302.05	-	43,251.79	-	65,155.77	-	-	-	65,155.77	-	55,390.73	-	55,390.73	120,546.50	18,480,066.70	-	-	-	14,508,966.36	-	3,927,848.55	-	-	43,251.79	-	-			
Tax Remittance Advances Issued (TRA)		1,828,773.32	201,939.51	-	12,037.49	-	1,948.19	-	-	-	1,948.19	-	1,068.19	-	1,068.19	3,016.38	2,045,766.70	-	-	-	1,828,773.32	-	204,955.89	-	-	12,037.49	-	-			
Cash Disbursement Ceiling (CDC)		-	-	-	-	-	-	-	-	-	-	-	-	-	-	-	-	-	-	-	-	-	-	-	-	-	-	-			
Non-Cash Availment Authority (NCAA)		-	-	-	-	-	-	-	-	-	-	-	-	-	-	-	-	-	-	-	-	-	-	-	-	-	-	-			
Others (CDT, BTR Docs Stamp, etc.)		-	-	-	-	-	-	-	-	-	-	-	-	-	-	-	-	-	-	-	-	-	-	-	-	-	-	-			
GRAND TOTAL		19,665,340.09	5,919,823.54	-	224,700.00	-	76,526.77	-	-	-	76,526.77	-	82,391.91	-	82,391.91	158,918.68	25,968,782.31	-	-	-	19,665,340.09	-	6,078,742.22	-	-	224,700.00	-	-			
SUMMARY:																															
Previous Report		This month																													
(Jan-June)		(July)		As of Date																											
Total Disbursement Authorities Received																															
Unutilized NTA of previous month																															
NTA																															
Working Fund																															
TRA																															
CDC																															
NCAA																															
Others (CDT, BTR Docs Stamp, etc.)																															
Less: Notice of Transfer Allocations (NTA)* Issued																															
Total Disbursements Authorities Available																															
Less: Lapsed NCA																															
Disbursements																															
Balance of Disbursement Authorities as of to date																															

COMMISSION ON AUDIT
BUREAU OF THE TREASURY

RECEIVED

BY: AUGUST 9 2019
DATE: AUGUST 9 2019

SUMMARY:

	Previous Report (Jan-June)	This month (July)	As of Date
Total Disbursement Authorities Received			
NTA	165,267,425.94	27,547,519.58	192,814,945.52
Working Fund			
TRA	11,819,551.29	2,045,766.70	13,865,317.99
CDC	-	-	-
NCAA	-	-	-
Others (CDT, BTR Docs Stamp, etc.)	-	-	-
Less: Notice of Transfer Allocations (NTA)* Issued			
Total Disbursements Authorities Available	177,086,977.23	29,593,286.28	206,680,263.51
Less: Lapsed NCA	2,302,303.54	-	2,302,303.54
Disbursements	174,784,673.69	25,968,782.31	200,753,456.00
Balance of Disbursement Authorities as of to date	-	3,624,503.97	3,624,503.97

Consolidated by:

PRECIOUS B. BUGARIN
ADO II, Bureau Accounting Division
Date: 08-11-2019

Noted by:


REYNALDO Z. DELLOS SANTOS
Director III, Accounting Division
Date: _____

Recommended by:

MARTIN B. MASARAP
Director III, Accounting Service
Date: _____

Approved by:

SHARON P. ALMANZA, CESO II
Deputy Treasurer of the Philippines
Date: _____





Funding the Republic


SUMMARY OF NOTICE OF CASH ALLOCATION
as of July 31, 2019

MDS Account No: 2001-90003-1

GAA		UACS CODE	JANUARY	FEBRUARY	MARCH	APRIL	MAY	JUNE	JULY	AUGUST	SEPTEMBER	OCTOBER	NOVEMBER	DECEMBER	TOTAL
NCA-BMB-A-19-0000277, January 7, 2019															
REGULAR		01101101	123,527,000.00	122,230,000.00	85,729,000.00										331,486,000.00
RLIP		01104102	3,370,000.00	3,370,000.00	3,369,000.00										10,109,000.00
NCA-BMB-A-19-0005322, April 2, 2019															
REGULAR		01101101				170,155,000.00	141,015,000.00	87,158,000.00							398,328,000.00
RLIP		01104102				3,573,000.00	3,573,000.00	3,573,000.00							10,719,000.00
NCA-BMB-A-19-0006598, April 15, 2019															
REGULAR		01102101				57,861,000.00									57,861,000.00
NCA-BMB-A-19-0008352, May 22, 2019															
REGULAR		01101101					4,767,774.00								4,767,774.00
NCA-BMB-A-19-0005322, June 21, 2019															
REGULAR		01101101							151,644,000.00	141,729,000.00	137,114,000.00	153,539,000.00	173,315,000.00	147,417,000.00	904,758,000.00
RLIP		01104102							3,915,000.00	3,911,000.00	3,912,000.00	3,916,000.00	3,913,000.00	3,910,000.00	23,477,000.00
Total (GAA)			126,897,000.00	125,600,000.00	89,098,000.00	231,589,000.00	149,355,774.00	90,731,000.00	155,559,000.00	145,640,000.00	141,026,000.00	157,455,000.00	177,228,000.00	151,327,000.00	1,741,505,774.00
RG & TL *		01101101/01101407		110,525.00			2,192,351.00	3,977,223.00	4,101,409.00						
			-	110,525.00	-	-	2,192,351.00	3,977,223.00	4,101,409.00	-	-	-	-	-	10,381,508.00
Sub-Total (MDS 2001-90003-1)			126,897,000.00	125,710,525.00	89,098,000.00	231,589,000.00	151,548,125.00	94,708,223.00	159,660,409.00	145,640,000.00	141,026,000.00	157,455,000.00	177,228,000.00	151,327,000.00	1,751,887,282.00
MDS Account No: 2001-90258-2															
GRANT-KFW IDF (TSA CAPACITY BUILDING)		04104161													
NCA-BMB-A-19-0002357, February 14, 2019			-	570,000.00	860,000.00	100,000.00	470,000.00	140,000.00	5,100,000.00	470,000.00	370,000.00	-	390,000.00	-	8,470,000.00
NCA-BMB-A-19-0002541, February 18, 2019				1,397,156.00											1,397,156.00
NCA-BMB-A-19-0008750, May 28, 2019								818,501.00							
NCA-BMB-A-19-0009538, June 6, 2019								274,169.00		283,943.00	103,954.00	103,954.00	103,954.00	103,954.00	973,928.00
Sub-Total (MDS 2001-90258-2)			-	1,967,156.00	860,000.00	100,000.00	470,000.00	1,232,670.00	5,100,000.00	753,943.00	473,954.00	103,954.00	493,954.00	103,954.00	9,867,156.00
GRAND TOTAL			126,897,000.00	127,677,681.00	89,958,000.00	231,689,000.00	152,018,125.00	95,940,893.00	164,760,409.00	146,393,943.00	141,499,954.00	157,558,954.00	177,721,954.00	151,430,954.00	1,761,754,438.00

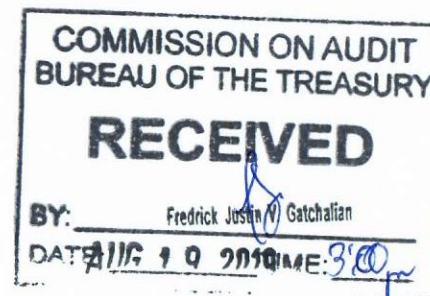
*See attached details

Certified Correct:


REYNALDO Z. DELOS SANTOS
OIC, Bureau Accounting Division

Recommended by:


MARITES B. MASARAP
Director III, Accounting Service



Approved by:


SHARON P. ALMANZA, CESO II
Deputy Treasurer of the Philippines




Funding the Republic

NOTICE OF CASH ALLOCATION RECEIVED - Terminal Leave & Retirement Gratuity
as of July 31, 2019

MDS Account No: 2001-90003-1 (TL&RG)

02/20/19	NCA-BMB-A-19-0002707	01101101/01101407	110,525.00	TL Benefits of Ms. Felicitas J. Bayot, Ms. Amorfin B. Reyes, Ms. Bona L. Bustamante, Ms. Rosalinda M. Mendoza, and Mr. Alfredo B. Santos
05/08/19	NCA-BMB-A-19-0007752	01101101/01101407	688,002.00	TL Benefits of Ms. Yolanda M. Bayoca, Ms. Aida R. Labung, Ms. Lina B. Santos, Ms. Erika Joyce A. Barredo, and Ms. Nelilita M. Tanggor
05/24/19	NCA-BMB-A-19-0008589	01101101	1,504,349.00	TL Benefits of Ms. Salvacion C. Rios
05/31/19	NCA-BMB-A-19-0009106	01101101	685,080.00	TL Benefits of Ms. Teresita G. Buñag
06/17/19	NCA-BMB-A-19-0010080	01101101/01101407	3,292,143.00	TL Benefits of Ms. Jovita O. Batinga, Ms. Amanola B. Guro, Ms. Erlina V. Villamor, Ms. Emilia DR. Ocampo, Ms. Leonora L. Falcon, Ms. Susan B. Pimentel, Ms. Evelyn A. Del Rosario and Ms. Irma Leroy
07/11/19	NCA-BMB-A-19-0012869	01101101/01101407	2,834,349.00	TL Benefits of Ms. Fortunata V. Dabu, Ms. Aurora S. Marcelino, and Ms. Flor J. Campaña
07/24/19	NCA-BMB-A-19-0013815	01101101	1,267,060.00	TL Benefits of Ms. Luzviminda S. Bolire and Mr. Ruben J. Ledesma
Total			10,381,508.00	


Certified Correct:


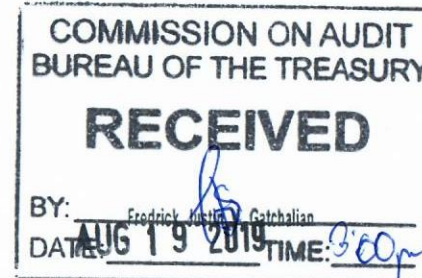

REYNALDO Z. DELOS SANTOS
OIC, Bureau Accounting Division

Recommended by:


MARITES B. MASARAP
Director III, Accounting Service

Approved by:


SHARON P. ALMANZA, CESO II
Deputy Treasurer of the Philippines



GAA		Estimated TRA	JANUARY	FEBRUARY	MARCH	APRIL	MAY	JUNE	JULY	AUGUST	SEPTEMBER	OCTOBER	NOVEMBER	DECEMBER	TOTAL
Disbursement Program per BED 3 (net of TRA)		TOTAL													
NOTICE OF CASH ALLOCATION															
A. FY 2019 BUDGET															
New General Appropriations		6,100,216,000.00	564,394,000.00	161,929,000.00	1,610,776,000.00	189,885,000.00	160,540,000.00	112,935,000.00	162,596,000.00	131,817,000.00	101,363,000.00	156,803,000.00	159,311,000.00	102,266,000.00	5,277,159,000.00
COMPREHENSIVE RELEASE		6,048,669,000.00	6,048,669,000.00	157,886,000.00	1,606,343,000.00	186,212,000.00	166,497,000.00	109,222,000.00	153,723,000.00	127,774,000.00	97,420,000.00	122,564,000.00	154,967,000.00	98,692,000.00	3,532,021,000.00
Current Year		6,048,669,000.00	6,048,669,000.00	157,886,000.00	1,606,343,000.00	186,212,000.00	166,497,000.00	109,222,000.00	153,723,000.00	127,774,000.00	97,420,000.00	122,564,000.00	154,967,000.00	98,692,000.00	3,532,021,000.00
Specific Budgets for NG (1101101)		6,048,669,000.00	6,048,669,000.00	157,886,000.00	1,606,343,000.00	186,212,000.00	166,497,000.00	109,222,000.00	153,723,000.00	127,774,000.00	97,420,000.00	122,564,000.00	154,967,000.00	98,692,000.00	3,532,021,000.00
PS (per BED 3)		486,850,000.00	34,662,000.00	34,681,000.00	34,684,000.00	38,846,000.00	64,458,000.00	34,683,000.00	34,684,000.00	34,685,000.00	34,681,000.00	34,686,000.00	67,928,000.00	38,152,000.00	486,850,000.00
Estimated TRA for PS		28,584,000.00	2,036,254.06	2,036,195.35	2,036,371.48	3,784,466.41	2,036,312.77	2,036,315.79	2,036,371.48	2,036,430.19	2,036,195.35	2,036,488.91	3,986,197.50	2,239,985.15	28,584,000.00
Sub-Total (PS)		515,434,000.00	36,718,254.06	36,717,195.35	36,720,371.48	41,126,731.36	68,242,466.41	36,719,312.77	36,720,371.48	36,721,430.19	36,717,195.35	36,722,488.91	71,916,197.50	40,391,985.15	515,434,000.00
MOOE (per BED 3)		2,294,932,000.00	526,039,000.00	29,705,000.00	1,514,659,000.00	41,966,000.00	24,539,000.00	17,039,000.00	33,039,000.00	25,589,000.00	15,239,000.00	33,039,000.00	21,039,000.00	13,040,000.00	2,294,932,000.00
Estimated TRA for MOOE		120,786,000.00	27,686,287.29	1,563,422.42	79,718,964.21	2,208,738.77	1,291,527.44	866,790.26	1,738,686.25	1,346,790.65	802,053.33	1,738,886.25	1,107,316.75	666,316.39	120,786,000.00
Sub-Total (MOOE)		2,415,718,000.00	553,725,287.29	31,268,422.42	1,594,377,964.21	44,174,738.77	25,830,527.44	17,935,790.26	34,777,986.25	26,935,790.65	16,041,053.33	34,777,886.25	22,146,316.75	13,726,316.39	2,415,718,000.00
FINEX (per BED 3)		676,400,000.00	-	87,000,000.00	57,000,000.00	75,400,000.00	67,500,000.00	57,500,000.00	56,000,000.00	67,500,000.00	47,500,000.00	47,500,000.00	66,000,000.00	47,500,000.00	676,400,000.00
Estimated TRA for FINEX		35,600,000.00	-	4,578,947.37	3,000,000.00	3,968,421.05	3,562,631.58	3,026,315.79	2,947,868.42	3,562,631.58	2,500,000.00	2,500,000.00	3,473,684.21	2,500,000.00	35,600,000.00
Sub-Total (FINEX)		712,000,000.00	-	91,578,947.37	60,000,000.00	79,368,421.05	71,062,631.58	60,526,315.79	58,947,868.42	71,062,631.58	50,000,000.00	50,000,000.00	69,473,684.21	50,000,000.00	712,000,000.00
CO (per BED 3)		2,401,631,000.00	-	6,500,000.00	-	30,000,000.00	-	-	30,000,000.00	-	-	7,339,000.00	-	-	73,839,000.00
Estimated TRA for CO		3,886,000.00	-	10,517.44	-	48,542.01	-	-	48,542.01	-	-	11,874.99	-	-	119,476.45
Sub-Total (CO)		2,405,517,000.00	-	6,510,517.44	-	30,048,542.01	-	-	30,048,542.01	-	-	7,350,874.99	-	-	73,958,476.45
Automatic Appropriations		51,547,000.00	3,673,000.00	4,043,000.00	4,433,000.00	3,673,000.00	4,043,000.00	3,713,000.00	8,873,000.00	4,043,000.00	3,943,000.00	3,573,000.00	3,863,000.00	3,574,000.00	51,547,000.00
COMPREHENSIVE RELEASE		51,547,000.00	3,673,000.00	4,043,000.00	4,433,000.00	3,673,000.00	4,043,000.00	3,713,000.00	8,873,000.00	4,043,000.00	3,943,000.00	3,573,000.00	3,863,000.00	3,574,000.00	51,547,000.00
Current Year		51,547,000.00	3,673,000.00	4,043,000.00	4,433,000.00	3,673,000.00	4,043,000.00	3,713,000.00	8,873,000.00	4,043,000.00	3,943,000.00	3,573,000.00	3,863,000.00	3,574,000.00	51,547,000.00
RLUP (1104102)		42,877,000.00	3,573,000.00	3,573,000.00	3,573,000.00	3,573,000.00	3,573,000.00	3,573,000.00	3,573,000.00	3,573,000.00	3,573,000.00	3,573,000.00	3,573,000.00	3,574,000.00	42,877,000.00
PS (per BED 3)		42,877,000.00	3,573,000.00	3,573,000.00	3,573,000.00	3,573,000.00	3,573,000.00	3,573,000.00	3,573,000.00	3,573,000.00	3,573,000.00	3,573,000.00	3,573,000.00	3,574,000.00	42,877,000.00
Estimated TRA for RLUP		-	-	-	-	-	-	-	-	-	-	-	-	-	-
Sub-Total (RLUP)		42,877,000.00	3,573,000.00	3,573,000.00	3,573,000.00	3,573,000.00	3,573,000.00	3,573,000.00	3,573,000.00	3,573,000.00	3,573,000.00	3,573,000.00	3,573,000.00	3,574,000.00	42,877,000.00
Germany (4104161)		8,670,000.00	-	470,000.00	860,000.00	100,000.00	470,000.00	140,000.00	5,300,000.00	470,000.00	370,000.00	-	390,000.00	-	8,670,000.00
MOOE (per BED 3)		3,470,000.00	100,000.00	470,000.00	860,000.00	100,000.00	470,000.00	140,000.00	100,000.00	470,000.00	370,000.00	-	390,000.00	-	3,470,000.00
Estimated TRA for MOOE		-	-	-	-	-	-	-	-	-	-	-	-	-	-
Sub-Total (MOOE)		3,470,000.00	100,000.00	470,000.00	860,000.00	100,000.00	470,000.00	140,000.00	100,000.00	470,000.00	370,000.00	-	390,000.00	-	3,470,000.00
CO (per BED 3)		5,200,000.00	-	-	-	-	-	-	5,200,000.00	-	-	-	-	-	5,200,000.00
Estimated TRA for CO		-	-	-	-	-	-	-	-	-	-	-	-	-	-
Sub-Total (CO)		5,200,000.00	-	-	-	-	-	-	5,200,000.00	-	-	-	-	-	5,200,000.00
TOTAL NCA PROGRAM, FY															
PS		529,727,000.00	38,255,000.00	38,254,000.00	38,257,000.00	42,419,000.00	68,031,000.00	38,256,000.00	38,257,000.00	38,258,000.00	38,254,000.00	38,259,000.00	71,501,000.00	41,726,000.00	529,727,000.00
TRA-PS		28,584,000.00	2,036,254.06	2,036,195.35	2,036,371.48	2,280,731.36	3,784,466.41	2,036,312.77	2,036,371.48	2,036,430.19	2,036,195.35	2,036,488.91	3,988,197.50	2,239,985.15	28,584,000.00
Subtotal PS		558,311,000.00	40,291,254.06	40,290,195.35	40,293,371.48	44,699,731.36	71,815,466.41	40,292,312.77	40,293,371.48	40,294,430.19	40,290,195.35	40,293,488.91	75,489,197.50	43,965,985.15	558,311,000.00
MOOE		2,298,402,000.00	526,139,000.00	30,175,000.00	1,515,519,000.00	42,066,000.00	25,009,000.00	17,179,000.00	33,139,000.00	26,059,000.00	15,609,000.00	33,039,000.00	21,429,000.00	13,040,000.00	2,298,402,000.00
TRA-MOOE		120,786,000.00	27,686,287.29	1,563,422.42	79,718,964.21	2,208,738.77	1,291,527.44	866,790.26	1,738,886.25	1,346,790.65	802,053.33	1,738,886.25	1,107,316.75	666,316.39	120,786,000.00
Subtotal MOOE		2,419,188,000.00	553,825,287.29	31,738,422.42	1,595,237,964.21	44,274,738.77	26,300,527.44	18,075,790.26	34,877,896.25	27,405,790.65	16,411,053.33	34,777,896.25	22,536,316.75	13,726,316.39	2,419,188,000.00
FINEX		676,400,000.00	-	87,000,000.00	57,000,000.00	75,400,000.00	67,500,000.00	57,500,000.00	56,000,000.00	67,500,000.00	47,500,000.00	47,500,000.00	66,000,000.00	47,500,000.00	676,400,000.00
TRA-FINEX		35,600,000.00	-	4,578,947.37	3,000,000.00	3,968,421.05	3,562,631.58	3,026,315.79	2,947,868.42	3,562,631.58	2,500,000.00	2,500,000.00	3,473,684.21	2,500,000.00	35,600,000.00
Subtotal FINEX		712,000,000.00	-	91,578,947.37	60,000,000.00	79,368,421.05	71,062,631.58	60,526,315.79	58,947,868.42	71,062,631.58	50,000,000.00	50,000,000.00	69,473,684.21	50,000,000.00	712,000,000.00
CO		2,406,831,000.00	-	6											

	GAA	TOTAL	Estimated TRA	JANUARY	FEBRUARY	MARCH	APRIL	MAY	JUNE	JULY	AUGUST	SEPTEMBER	OCTOBER	NOVEMBER	DECEMBER	TOTAL	
	Not Yet Due & Demandable Specific Budgets for NG (1102101)	233,335,000.00		43,592,000.00	9,345,000.00	100,527,000.00	33,467,000.00	249,000.00	14,647,000.00	461,000.00	-	30,666,000.00	381,000.00	233,335,000.00			
	MOOE (per BED 3)	233,335,000.00		43,592,000.00	9,345,000.00	100,527,000.00	33,467,000.00	249,000.00	14,647,000.00	461,000.00	-	30,666,000.00	381,000.00	233,335,000.00			
	Estimated TRA for MOOE	66,225,000.00	0%	-	9,592,000.00	5,554,000.00	31,152,000.00	4,380,000.00	-	9,193,000.00	461,000.00	-	5,541,000.00	352,000.00	66,225,000.00		
	Sub-Total (MOOE)	66,225,000.00	0%	-	9,592,000.00	5,554,000.00	31,152,000.00	4,380,000.00	-	9,193,000.00	461,000.00	-	5,541,000.00	352,000.00	66,225,000.00		
	CO (per BED 3)	167,110,000.00		-	34,000,000.00	3,791,000.00	69,375,000.00	29,087,000.00	249,000.00	5,454,000.00	-	25,125,000.00	29,000.00	167,110,000.00			
	Estimated TRA for CO	167,110,000.00	0%	-	-	3,791,000.00	69,375,000.00	29,087,000.00	249,000.00	5,454,000.00	-	25,125,000.00	29,000.00	167,110,000.00			
	Sub-Total (CO)	167,110,000.00	0%	-	34,000,000.00	3,791,000.00	69,375,000.00	29,087,000.00	249,000.00	5,454,000.00	-	25,125,000.00	29,000.00	167,110,000.00			
	Automatic Appropriations COMPREHENSIVE RELEASE	1,595,000.00	-	-	1,595,000.00	-	-	-	-	-	-	-	-	-	-	1,595,000.00	
	Not Yet Due & Demandable Germany (4104161)	1,595,000.00	-	-	1,595,000.00	-	-	-	-	-	-	-	-	-	-	-	1,595,000.00
	MOOE (per BED 3)	1,595,000.00	-	-	1,595,000.00	-	-	-	-	-	-	-	-	-	-	-	1,595,000.00
Estimated TRA for MOOE	-	0%	-	-	-	-	-	-	-	-	-	-	-	-	-	-	
Sub-Total (MOOE)	1,595,000.00	-	-	1,595,000.00	-	-	-	-	-	-	-	-	-	-	-	-	
Unprogrammed Appropriations COMPREHENSIVE RELEASE	1,385,000,000.00	-	-	-	-	1,385,000,000.00	-	-	-	-	-	-	-	-	-	1,385,000,000.00	
Pay Accounts Payable	1,385,000,000.00	-	-	-	-	1,385,000,000.00	-	-	-	-	-	-	-	-	-	1,385,000,000.00	
Gen. Fund Adj. for Use of Excess Income (1105442)	1,385,000,000.00	-	-	-	-	1,385,000,000.00	-	-	-	-	-	-	-	-	-	1,385,000,000.00	
MOOE (per BED 3)	1,385,000,000.00	-	-	-	-	1,385,000,000.00	-	-	-	-	-	-	-	-	-	1,385,000,000.00	
Estimated TRA for MOOE	-	0%	-	-	-	1,385,000,000.00	-	-	-	-	-	-	-	-	-	-	
Sub-Total (MOOE)	1,385,000,000.00	-	-	-	-	1,385,000,000.00	-	-	-	-	-	-	-	-	-	1,385,000,000.00	
TOTAL NCA PROGRAM, PY																	
PS	1,437,000.00		-	1,045,000.00	-	-	-	-	-	392,000.00	-	-	-	-	-	1,437,000.00	
TRA-PS	-	0%	-	-	-	-	-	-	-	-	-	-	-	-	-	-	
Subtotal PS	1,437,000.00	-	-	1,045,000.00	-	-	-	-	-	392,000.00	-	-	-	-	-	1,437,000.00	
MOOE	1,483,186,000.00	-	-	38,565,000.00	1,390,554,000.00	31,152,000.00	4,380,000.00	-	-	12,181,000.00	461,000.00	-	5,541,000.00	352,000.00	-	1,483,186,000.00	
TRA-MOOE	-	0%	-	-	-	-	-	-	-	-	-	-	-	-	-	-	
Subtotal MOOE	1,483,186,000.00	-	-	38,565,000.00	1,390,554,000.00	31,152,000.00	4,380,000.00	-	-	12,181,000.00	461,000.00	-	5,541,000.00	352,000.00	-	1,483,186,000.00	
FINEX	27,741,000.00	-	-	27,741,000.00	-	-	-	-	-	-	-	-	-	-	-	27,741,000.00	
TRA-FINEX	-	0%	-	-	-	-	-	-	-	-	-	-	-	-	-	-	
Subtotal FINEX	27,741,000.00	-	-	27,741,000.00	-	-	-	-	-	-	-	-	-	-	-	27,741,000.00	
CO	181,227,000.00	-	-	35,697,000.00	3,791,000.00	69,375,000.00	29,087,000.00	249,000.00	17,874,000.00	-	-	-	25,125,000.00	29,000.00	-	181,227,000.00	
TRA-CO	-	0%	-	-	-	-	-	-	-	-	-	-	-	-	-	-	
Subtotal CO	181,227,000.00	-	-	35,697,000.00	3,791,000.00	69,375,000.00	29,087,000.00	249,000.00	17,874,000.00	-	-	-	25,125,000.00	29,000.00	-	181,227,000.00	
TOTAL Estimated TRA CY		-	-	-	-	-	-	-	-	-	-	-	-	-	-	-	
TOTAL NCA PROGRAM																	
PS	531,164,000.00		39,255,000.00	39,299,000.00	38,257,000.00	42,419,000.00	68,031,000.00	38,256,000.00	38,646,000.00	38,258,000.00	38,258,000.00	38,254,000.00	38,259,000.00	71,501,000.00	41,726,000.00	531,164,000.00	
TRA-PS	28,584,000.00	5%	2,036,254.06	2,036,195.35	2,036,371.48	2,280,731.36	3,764,466.41	2,036,312.77	2,036,371.48	2,036,430.19	2,036,430.19	2,036,195.35	2,036,488.91	3,988,197.50	2,239,985.15	28,584,000.00	
Subtotal PS	559,748,000.00		40,291,254.06	41,335,195.35	40,293,741.48	44,699,731.36	71,815,466.41	40,292,312.77	40,683,371.48	40,294,430.19	40,294,430.19	40,293,195.35	40,295,488.91	75,489,197.50	43,965,985.15	559,748,000.00	
MOOE	3,781,588,000.00		525,139,000.00	68,740,000.00	2,396,073,000.00	73,218,000.00	29,389,000.00	17,179,000.00	45,520,000.00	26,520,000.00	15,609,000.00	21,761,000.00	38,560,000.00	21,761,000.00	13,040,000.00	3,781,588,000.00	
TRA-MOOE	120,756,000.00	3%	27,666,287.29	1,563,422.42	79,718,964.21	2,208,736.77	1,291,527.44	896,790.26	1,736,896.25	1,246,790.65	802,053.33	1,738,896.25	1,107,316.75	666,316.39	13,726,316.39	120,756,000.00	
Subtotal MOOE	3,902,374,000.00		553,825,287.29	70,303,422.42	2,985,791,964.21	75,426,736.77	30,680,527.44	18,075,790.26	47,056,896.25	27,866,790.65	16,411,053.33	40,318,896.25	22,888,736.75	21,761,000.00	3,902,374,000.00	3,902,374,000.00	
FINEX	704,141,000.00		-	114,741,000.00	57,000,000.00	75,400,000.00	67,500,000.00	57,500,000.00	56,000,000.00	67,500,000.00	47,500,000.00	47,500,000.00	47,500,000.00	66,000,000.00	47,500,000.00	704,141,000.00	
TRA-FINEX	35,600,000.00	5%	-	4,578,947.37	3,000,000.00	3,968,421.05	3,552,631.58	3,026,315.79	2,947,368.42	3,552,631.58	2,500,000.00	2,500,000.00	2,500,000.00	3,473,684.21	2,500,000.00	35,600,000.00	
Subtotal FINEX	739,741,000.00		-	119,319,947.37	60,000,000.00	79,368,421.05	71,052,631.58	60,526,315.79	58,947,368.42	71,052,631.58	50,000,000.00	50,000,000.00	50,000,000.00	69,473,684.21	50,000,000.00	739,741,000.00	
CO	2,588,058,000.00		-	42,197,000.00	3,791,000.00	99,375,000.00	29,087,000.00	249,000.00	53,074,000.00	-	-	-	32,464,000.00	29,000.00	-	2,588,058,000.00	
TRA-CO	3,886,000.00	0%	-	10,517.44	-	48,542.01	-	-	48,542.01	-	-	-	11,874.99	-	-	3,886,000.00	
Subtotal CO	2,591,944,000.00		-	42,207,517.44	3,791,000.00	99,423,542.01	29,087,000.00	249,000.00	53,122,542.01	-	-	-	32,475,874.99	29,000.00	-	2,591,944,000.00	
TOTAL DISBURSEMENT PROGRAM (net of TRA)																	
PS	7,604,951,000.00		188,855,000.00	564,394,000.00	264,977,000.00	3,005,121,000.00	290,412,000.00	194,007,000.00	113,184,000.00	193,043,000.00	132,278,000.00	101,363,000.00	156,803,000.00	159,311,000.00	102,266,000.00	5,277,159,000.00	
MOOE	531,164,000.00		38,258,000.00	39,299,000.00	38,257,000.00	42,419,000.00	68,031,000.00	38,256,000.00	38,646,000.00	38,258,000.00	38,258,000.00	38,254,000.00	38,259,000.00	71,501,000.00	41,726,000.00	531,164,000.00	
FINEX	3,781,588,000.00		120,756,000.00	68,740,000.00	2,986,073,000.00	73,218,000.00	29,389,000.00	17,179,000.00	45,520,000.00	26,520,000.00	15,609,000.00	21,761,000.00	38,580,000.00	21,761,000.00	13,040,000.00	3,781,588,000.00	
CO	704,141,000.00		35,600,000.00	114,741,000.00	57,000,000.00	75,400,000.00	67,500,000.00	57,500,000.00	56,000,000.00	67,500,000.00	47,500,000.00	47,500,000.00	47,500,000.00	66,000,000.00	47,500,000.00	704,141,000.00	
TRA-CO	3,886,000.00	0%	-	-	-	-	-	-	-	-	-	-	-	-	-	3,886,000.00	
Subtotal CO	2,591,944,000.00		-	-	-	-	-	-	-	-	-	-	-	-	-	2,591,944,000.00	
TOTAL DISBURSEMENT PROGRAM (net of TRA)																	
PS	7,604,951,000.00		188,855,000.00	564,394,000.00	264,977,000.00	3,005,121,000.00	290,412,000.00	194,007,000.00	113,184,000.00	193,043,000.00	132,278,000.00	101,363,000.00	156,803,000.00	159,311,000.00	102,266,000.00	5,277,159,000.00	
MOOE	531,164,000.00		38,258,000.00	39,299,000.00	38,257,000.00	42,419,000.00	68,031,000.00	38,256,000.00	38,646,000.00	38,258,000.00	38,258,000.00	38,254,000.00	38,259,000.00	71,501,000.00	41,726,000.00	531,164,000.00	
FINEX	3,781,588,000.00		120,756,000.00	68,740,000.00	2,986,073,000.00	73,218,000.00	29,389,000.00	17,179,000.00	45,520,000.00	26,520,000.00	15,609,000.00	21,761,000.00	38,580,000.00	21,761,000.00	13,040,000.00	3,781,588,000.00	
CO	704,141,000.00		35,600,000.00	114,741,000.00	57,000,000.00	75,400,000.00	67,500,000.00	57,500,000.00	56,000,000.00	67,500,000.00	47,500,000.00	47,500,000.00	47,500,000.00	66,000,000.00	47,500,000.00	704,141,000.00	
TRA-CO	3,886,000.00	0%	-	-	-	-	-	-	-	-	-	-	-	-	-	3,886,000.00	
Subtotal CO	2,591,944,000.00		-	-	-	-	-	-	-	-	-	-	-	-	-	2,591,944,000.00	
TOTAL DISBURSEMENT PROGRAM (net of TRA)																	
PS	7,604,951,000.00		188,855,000.00	564,394,000.00	264,977,000.00	3,005,121,000.00	290,412,000.00	194,007,000.00	113,184,000.00	193,043,000.00	132,278,000.00	101,363,000.00	156,803,000.00	159,311,000.00	102,266,000.00	5,277,159,000.00	
MOOE	531,164,000.00		38,258,000.00	39,299,000.00	38,257,000.00	42,419,000.00	68,031,000.00	38,256,000.00	38,646,000.00	38,258,000.00	38,258,000.00	38,254,000.00	38,259,000.00	71,501,000.00	41,726,000.00	531,164,000.00	
FINEX	3,781,588,000.00		120,756,000.00	68,740,000.00	2,986,073,000.00	73,218,000.00	29,389,000.00	17,179,000.00	45,520,000.00	26,520,000.00	15,609,000.00	21,761,000.00	38,580,000.00	21,761,000.00	13,040,000.00	3,781,588,000.00	
CO	704,141,000.00		35,600,000.00	114,741,000.00	57,000,000.00	75,400,000.00	67,500,000.00	57,500,000.00	56,000,000.00	67,500,000.00	47,500,000.00	47,500,000.00	47,500,00				