

CY 2019 STATEMENT OF APPROPRIATIONS, ALLOTMENTS, OBLIGATIONS, DISBURSEMENTS AND BALANCES
As of the Quarter Ending March 31, 2019

Department : Department of Finance
Agency : BUREAU OF THE TREASURY
Operating Unit : CENTRAL OFFICE
Organization Code : 11-005-00-00000
Funding Source Code : ALL FUNDS_Cluster 01 (REGULAR AGENCY FUND) and Cluster 04 (SPECIAL ACCOUNT - FOREIGN GRANTS)

FAR No. 1 - Central Office

X
X

Current Year Appropriations
Supplemental Appropriations
Continuing Appropriations

PARTICULARS	UACS Code	APPROPRIATIONS			ALLOTMENTS					CURRENT YEAR OBLIGATIONS				
		Authorized Appropriation	Adjustments	Adjusted Appropriation	Allotments received	Adjustments	Transfer To	Transfer From	Adjusted Total Allotments	1st Quarter	2nd Quarter	3rd Quarter	4th Quarter	TOTAL
1	2	3	4	5=3+4	6	7	8	9	10=6+7-8+9	11	12	13	14	15=11:14
A. AGENCY SPECIFIC BUDGET														
A.I Program														
General Administration and Support														
General Administration and Supervision		88,026.00	-	88,026.00	88,026.00	-	-	-	88,026.00	27,759,694.09	-	-	-	27,759,694.09
Central Office	100000100001000	-	-	-	-	-	-	-	-	27,671,668.87	-	-	-	27,671,668.87
PS		-	-	-	-	-	-	-	-	9,708,243.58	-	-	-	9,708,243.58
MOOE		-	-	-	-	-	-	-	-	17,897,630.29	-	-	-	17,897,630.29
FINEX		-	-	-	-	-	-	-	-	-	-	-	-	-
CO		-	-	-	-	-	-	-	-	65,795.00	-	-	-	65,795.00
Administration of Personnel Benefits	100000100002000	88,026.00	-	88,026.00	88,026.00	-	-	-	88,026.00	88,025.22	-	-	-	88,025.22
PS		88,026.00	-	88,026.00	88,026.00	-	-	-	88,026.00	88,025.22	-	-	-	88,025.22
MOOE		-	-	-	-	-	-	-	-	-	-	-	-	-
FINEX		-	-	-	-	-	-	-	-	-	-	-	-	-
CO		-	-	-	-	-	-	-	-	-	-	-	-	-
Support To Operation		-	-	-	-	-	-	-	-	31,260,363.29	-	-	-	31,260,363.29
Provision of legal services including the conduct of research and investigation	200000100001000	-	-	-	-	-	-	-	-	5,048,006.60	-	-	-	5,048,006.60
PS		-	-	-	-	-	-	-	-	2,273,342.13	-	-	-	2,273,342.13
MOOE		-	-	-	-	-	-	-	-	2,774,664.47	-	-	-	2,774,664.47
FINEX		-	-	-	-	-	-	-	-	-	-	-	-	-
CO		-	-	-	-	-	-	-	-	-	-	-	-	-
Information system and IT support services	200000100002000	-	-	-	-	-	-	-	-	20,574,039.37	-	-	-	20,574,039.37
PS		-	-	-	-	-	-	-	-	2,301,101.00	-	-	-	2,301,101.00
MOOE		-	-	-	-	-	-	-	-	14,597,134.37	-	-	-	14,597,134.37
FINEX		-	-	-	-	-	-	-	-	-	-	-	-	-
CO		-	-	-	-	-	-	-	-	3,675,804.00	-	-	-	3,675,804.00
Research and technical support services	200000100003000	-	-	-	-	-	-	-	-	5,638,317.32	-	-	-	5,638,317.32
PS		-	-	-	-	-	-	-	-	3,920,006.00	-	-	-	3,920,006.00
MOOE		-	-	-	-	-	-	-	-	1,718,311.32	-	-	-	1,718,311.32
FINEX		-	-	-	-	-	-	-	-	-	-	-	-	-
CO		-	-	-	-	-	-	-	-	-	-	-	-	-
Operation		-	-	-	-	-	-	-	-	244,780,431.14	-	-	-	244,780,431.14
OO : Efficiency in cash management improved		-	-	-	-	-	-	-	-	225,144,789.12	-	-	-	225,144,789.12
Program I : Financial Asset Management Program		-	-	-	-	-	-	-	-	-	-	-	-	-
Cash management funding and investment of excess fur	310100100001000	-	-	-	-	-	-	-	-	100,704,319.12	-	-	-	100,704,319.12
PS		-	-	-	-	-	-	-	-	6,167,626.36	-	-	-	6,167,626.36
MOOE		-	-	-	-	-	-	-	-	6,234,192.76	-	-	-	6,234,192.76
FINEX		-	-	-	-	-	-	-	-	-	-	-	-	-
CO		-	-	-	-	-	-	-	-	88,302,500.00	-	-	-	88,302,500.00

CY 2019 STATEMENT OF APPROPRIATIONS, ALLOTMENTS, OBLIGATIONS, DISBURSEMENTS AND BALANCES
As of the Quarter Ending March 31, 2019

Department : Department of Finance
Agency : BUREAU OF THE TREASURY
Operating Unit : CENTRAL OFFICE
Organization Code : 11-005-00-00000
Funding Source Code : ALL FUNDS_Cluster 01 (REGULAR AGENCY FUND) and Cluster 04 (SPECIAL ACCOUNT - FOREIGN GRANTS)

FAR No. 1 - Central Office

X
X

Current Year Appropriations
Supplemental Appropriations
Continuing Appropriations

PARTICULARS	UACS Code	APPROPRIATIONS			ALLOTMENTS					CURRENT YEAR OBLIGATIONS				
		Authorized Appropriation	Adjustments	Adjusted Appropriation	Allotments received	Adjustments	Transfer To	Transfer From	Adjusted Total Allotments	1st Quarter	2nd Quarter	3rd Quarter	4th Quarter	TOTAL
1	2	3	4	5=3+4	6	7	8	9	10=6+7-8+9	11	12	13	14	15=11+12+13+14
Comprehensive and adequate insurance protection of Strategically Important Government Asset	310100100002000	-	-	-	-	-	-	-	-	-	-	-	-	-
PS			-	-	-				-					-
MOOE			-	-	-				-					-
FINEX			-	-	-				-					-
CO			-	-	-				-					-
Development of Treasury Single Account (TSA)	310100200001000	-	-	-	-	-	-	-	-	124,440,470.00	-	-	-	124,440,470.00
PS			-	-	-				-					-
MOOE			-	-	-				-					-
FINEX			-	-	-				-	124,440,470.00				124,440,470.00
CO			-	-	-				-					-
OO : Efficiency in debt management achieved Program II : Debt and Risk Management Program		-	-	-	-	-	-	-	-	9,606,668.91	-	-	-	9,606,668.91
Securities origination	320100100001000	-	-	-	-	-	-	-	-	3,626,178.63	-	-	-	3,626,178.63
PS			-	-	-				-	1,900,683.00				1,900,683.00
MOOE			-	-	-				-	1,725,495.63				1,725,495.63
FINEX			-	-	-				-					-
CO			-	-	-				-					-
Debt monitoring and servicing	320100100002000	-	-	-	-	-	-	-	-	2,788,214.55	-	-	-	2,788,214.55
PS			-	-	-				-	2,237,814.55				2,237,814.55
MOOE			-	-	-				-	550,400.00				550,400.00
FINEX			-	-	-				-					-
CO			-	-	-				-					-
Risk management	320100100003000	-	-	-	-	-	-	-	-	3,192,275.73	-	-	-	3,192,275.73
PS			-	-	-				-	1,711,606.00				1,711,606.00
MOOE			-	-	-				-	1,480,669.73				1,480,669.73
FINEX			-	-	-				-					-
CO			-	-	-				-					-
OO : Efficiency in accounting of NG financial transactions enhanced Program III : NG Accounting Program		-	-	-	-	-	-	-	-	10,028,973.11	-	-	-	10,028,973.11
Recording of NG financial transactions	330100100001000	-	-	-	-	-	-	-	-	7,532,092.11	-	-	-	7,532,092.11
PS			-	-	-				-	6,229,259.99				6,229,259.99
MOOE			-	-	-				-	1,302,832.12				1,302,832.12
FINEX			-	-	-				-					-
CO			-	-	-				-					-
Reconciliation of NGAs books of accounts	330100100002000	-	-	-	-	-	-	-	-	2,496,881.00	-	-	-	2,496,881.00

CY 2019 STATEMENT OF APPROPRIATIONS, ALLOTMENTS, OBLIGATIONS, DISBURSEMENTS AND BALANCES
As of the Quarter Ending March 31, 2019

Department : Department of Finance
Agency : BUREAU OF THE TREASURY
Operating Unit : CENTRAL OFFICE
Organization Code : 11-005-00-00000
Funding Source Code : ALL FUNDS_Cluster 01 (REGULAR AGENCY FUND) and Cluster 04 (SPECIAL ACCOUNT - FOREIGN GRANTS)

FAR No. 1 - Central Office

X
X

Current Year Appropriations
Supplemental Appropriations
Continuing Appropriations

PARTICULARS	UACS Code	APPROPRIATIONS			ALLOTMENTS					CURRENT YEAR OBLIGATIONS				
		Authorized Appropriation	Adjustments	Adjusted Appropriation	Allotments received	Adjustments	Transfer To	Transfer From	Adjusted Total Allotments	1st Quarter	2nd Quarter	3rd Quarter	4th Quarter	TOTAL
1	2	3	4	5=3+4	6	7	8	9	10=6+7-8+9	11	12	13	14	15=11:14
PS			-	-	-				-	1,925,881.00				1,925,881.00
MOOE			-	-	-				-	571,000.00				571,000.00
FINEX			-	-	-				-					-
CO			-	-	-				-					-
Release of Allotment to Local Government Units	330100100003000	-	-	-	-	-	-	-	-	-	-	-	-	-
PS			-	-	-				-					-
MOOE			-	-	-				-					-
FINEX			-	-	-				-					-
CO			-	-	-				-					-
Sub-Total, Agency Specific Budget		88,026.00	-	88,026.00	88,026.00	-	-	-	88,026.00	303,800,488.52	-	-	-	303,800,488.52
PS		88,026.00	-	88,026.00	88,026.00	-	-	-	88,026.00	38,463,588.83	-	-	-	38,463,588.83
MOOE		-	-	-	-	-	-	-	-	48,852,330.69	-	-	-	48,852,330.69
FINEX		-	-	-	-	-	-	-	-	124,440,470.00	-	-	-	124,440,470.00
CO		-	-	-	-	-	-	-	-	92,044,099.00	-	-	-	92,044,099.00
B. AUTOMATIC APPROPRIATIONS														
Retirement and Life Insurance Premium (RLIP)	01104102	-	-	-	-	-	-	-	-	4,130,499.50	-	-	-	4,130,499.50
PS - RLIP - Regular		-	-	-	-	-	-	-	-	4,130,499.50	-	-	-	4,130,499.50
GAS - OTOP	100000100001000	-	-	-	-	-	-	-	-	409,500.00	-	-	-	409,500.00
GAS - IAD	100000100001000	-	-	-	-	-	-	-	-	193,200.00	-	-	-	193,200.00
GAS - ADMIN	100000100001000	-	-	-	-	-	-	-	-	537,000.00	-	-	-	537,000.00
GAS - CENTRAL (BENEFITS)	100000100002000	-	-	-	-	-	-	-	-	-	-	-	-	-
STO - LEGAL	200000100001000	-	-	-	-	-	-	-	-	301,500.00	-	-	-	301,500.00
STO - MISS	200000100002000	-	-	-	-	-	-	-	-	284,400.00	-	-	-	284,400.00
STO - RESEARCH	200000100003000	-	-	-	-	-	-	-	-	525,000.00	-	-	-	525,000.00
PROGRAM I - AMS	310100100001000	-	-	-	-	-	-	-	-	750,000.00	-	-	-	750,000.00
PROGRAM I - ARD	310100100002000	-	-	-	-	-	-	-	-	-	-	-	-	-
PROGRAM I - LFP TSA	310100200001000	-	-	-	-	-	-	-	-	-	-	-	-	-
PROGRAM II - SOD/SSRD	320100100001000	-	-	-	-	-	-	-	-	202,500.00	-	-	-	202,500.00
PROGRAM II - DMAD/PD	320100100002000	-	-	-	-	-	-	-	-	318,750.00	-	-	-	318,750.00
PROGRAM II - LMS	320100100003000	-	-	-	-	-	-	-	-	150,300.00	-	-	-	150,300.00
PROGRAM III - ACCTG	330100100001000	-	-	-	-	-	-	-	-	310,349.50	-	-	-	310,349.50
PROGRAM III - BRAD	330100100002000	-	-	-	-	-	-	-	-	148,000.00	-	-	-	148,000.00
PROGRAM III - REGION	330100100003000	-	-	-	-	-	-	-	-	-	-	-	-	-
Sub-Total, Automatic Appropriation		-	-	-	-	-	-	-	-	4,130,499.50	-	-	-	4,130,499.50
PS		-	-	-	-	-	-	-	-	4,130,499.50	-	-	-	4,130,499.50
C. SPECIAL PURPOSE FUNDS														
PS - Miscellaneous Personnel Benefits Fund (MPBF)	01101406	-	-	-	-	-	-	-	-	-	-	-	-	-
Salary (PS Deficiency)		-	-	-	-	-	-	-	-	-	-	-	-	-
GAS - ADMIN		-	-	-	-	-	-	-	-	-	-	-	-	-

CY 2019 STATEMENT OF APPROPRIATIONS, ALLOTMENTS, OBLIGATIONS, DISBURSEMENTS AND BALANCES
As of the Quarter Ending March 31, 2019

Department : Department of Finance
Agency : BUREAU OF THE TREASURY
Operating Unit : CENTRAL OFFICE
Organization Code : 11-005-00-00000
Funding Source Code : ALL FUNDS_Cluster 01 (REGULAR AGENCY FUND) and Cluster 04 (SPECIAL ACCOUNT - FOREIGN GRANTS)

FAR No. 1 - Central Office

X
X

Current Year Appropriations
Supplemental Appropriations
Continuing Appropriations

PARTICULARS	UACS Code	APPROPRIATIONS			ALLOTMENTS					CURRENT YEAR OBLIGATIONS				
		Authorized Appropriation	Adjustments	Adjusted Appropriation	Allotments received	Adjustments	Transfer To	Transfer From	Adjusted Total Allotments	1st Quarter	2nd Quarter	3rd Quarter	4th Quarter	TOTAL
1	2	3	4	5=3+4	6	7	8	9	10=6+7-8+9	11	12	13	14	15=11:14
Performance Based Bonus GAS - ADMIN	01101407	-	-	-	-	-	-	-	-	-	-	-	-	-
PS - Pension and Gratuity Fund (PGF)		-	-	-	-	-	-	-	-	-	-	-	-	-
Retirement Gratuity (RG) and Terminal Leave (TL)		25,206.00	-	25,206.00	25,206.00	-	-	-	25,206.00	25,205.82	-	-	-	25,205.82
GAS - ADMIN		25,206.00	-	25,206.00	25,206.00	-	-	-	25,206.00	25,205.82	-	-	-	25,205.82
Sub-Total, Special Purpose Funds		25,206.00	-	25,206.00	25,206.00	-	-	-	25,206.00	25,205.82	-	-	-	25,205.82
PS		25,206.00	-	25,206.00	25,206.00	-	-	-	25,206.00	25,205.82	-	-	-	25,205.82
MOOE		-	-	-	-	-	-	-	-	-	-	-	-	-
CO		-	-	-	-	-	-	-	-	-	-	-	-	-
TOTAL, REGULAR AGENCY FUND		113,232.00	-	113,232.00	113,232.00	-	-	-	113,232.00	307,956,193.84	-	-	-	307,956,193.84
PS		113,232.00	-	113,232.00	113,232.00	-	-	-	113,232.00	42,619,294.15	-	-	-	42,619,294.15
MOOE		-	-	-	-	-	-	-	-	48,852,330.69	-	-	-	48,852,330.69
FINEX		-	-	-	-	-	-	-	-	124,440,470.00	-	-	-	124,440,470.00
CO		-	-	-	-	-	-	-	-	92,044,099.00	-	-	-	92,044,099.00
RECAPITULATION BY MFO:														
PROGRAM I														
PS		-	-	-	-	-	-	-	-	6,167,626.36	-	-	-	6,167,626.36
MOOE		-	-	-	-	-	-	-	-	6,234,192.76	-	-	-	6,234,192.76
FINEX		-	-	-	-	-	-	-	-	124,440,470.00	-	-	-	124,440,470.00
CO		-	-	-	-	-	-	-	-	88,302,500.00	-	-	-	88,302,500.00
		-	-	-	-	-	-	-	-	225,144,789.12	-	-	-	225,144,789.12
PROGRAM II														
PS		-	-	-	-	-	-	-	-	5,850,103.55	-	-	-	5,850,103.55
MOOE		-	-	-	-	-	-	-	-	3,756,565.36	-	-	-	3,756,565.36
FINEX		-	-	-	-	-	-	-	-	-	-	-	-	-
CO		-	-	-	-	-	-	-	-	-	-	-	-	-
		-	-	-	-	-	-	-	-	9,606,668.91	-	-	-	9,606,668.91
PROGRAM III														
PS		-	-	-	-	-	-	-	-	8,155,140.99	-	-	-	8,155,140.99
MOOE		-	-	-	-	-	-	-	-	1,873,832.12	-	-	-	1,873,832.12
FINEX		-	-	-	-	-	-	-	-	-	-	-	-	-
CO		-	-	-	-	-	-	-	-	-	-	-	-	-
		-	-	-	-	-	-	-	-	10,028,973.11	-	-	-	10,028,973.11
GENERAL ADMINISTRATION AND SUPPORT														
PS		88,026.00	-	88,026.00	88,026.00	-	-	-	88,026.00	9,796,268.80	-	-	-	9,796,268.80
MOOE		-	-	-	-	-	-	-	-	17,897,630.29	-	-	-	17,897,630.29
FINEX		-	-	-	-	-	-	-	-	-	-	-	-	-
CO		-	-	-	-	-	-	-	-	65,795.00	-	-	-	65,795.00
		88,026.00	-	88,026.00	88,026.00	-	-	-	88,026.00	27,759,694.09	-	-	-	27,759,694.09
SUPPORT TO OPERATION														
PS		-	-	-	-	-	-	-	-	8,494,449.13	-	-	-	8,494,449.13

CY 2019 STATEMENT OF APPROPRIATIONS, ALLOTMENTS, OBLIGATIONS, DISBURSEMENTS AND BALANCES
As of the Quarter Ending March 31, 2019

Department : Department of Finance
Agency : BUREAU OF THE TREASURY
Operating Unit : CENTRAL OFFICE
Organization Code : 11-005-00-00000
Funding Source Code : ALL FUNDS_Cluster 01 (REGULAR AGENCY FUND) and Cluster 04 (SPECIAL ACCOUNT - FOREIGN GRANTS)

FAR No. 1 - Central Office

X
X

Current Year Appropriations
Supplemental Appropriations
Continuing Appropriations

PARTICULARS	UACS Code	APPROPRIATIONS			ALLOTMENTS					CURRENT YEAR OBLIGATIONS				
		Authorized Appropriation	Adjustments	Adjusted Appropriation	Allotments received	Adjustments	Transfer To	Transfer From	Adjusted Total Allotments	1st Quarter	2nd Quarter	3rd Quarter	4th Quarter	TOTAL
1	2	3	4	5=3+4	6	7	8	9	10=6+7-8+9	11	12	13	14	15=11+14
MOOE		-	-	-	-	-	-	-	-	19,090,110.16	-	-	-	19,090,110.16
FINEX		-	-	-	-	-	-	-	-	-	-	-	-	-
CO		-	-	-	-	-	-	-	-	3,675,804.00	-	-	-	3,675,804.00
		-	-	-	-	-	-	-	-	31,260,363.29	-	-	-	31,260,363.29
TOTAL (RLIP NOT INCLUDED)		88,026.00	-	88,026.00	88,026.00	-	-	-	88,026.00	303,800,488.52	-	-	-	303,800,488.52
PS		88,026.00	-	88,026.00	88,026.00	-	-	-	88,026.00	38,463,588.83	-	-	-	38,463,588.83
MOOE		-	-	-	-	-	-	-	-	48,852,330.69	-	-	-	48,852,330.69
FINEX		-	-	-	-	-	-	-	-	124,440,470.00	-	-	-	124,440,470.00
CO		-	-	-	-	-	-	-	-	92,044,099.00	-	-	-	92,044,099.00
D. SPECIAL ACCOUNT - FOREIGN ASSISTED FUND														
Automatic Appro. - Foreign Grants Fund_Germany	04 1 04 161			-					-					-
MFO I : Cash Management	10100301000000			-					-					-
Cash mgmt funding and investment of excess funds	101003010100000			-					-					-
KrW-IDF assisted BTr Capacity Devt. Support				-					-					-
MOOE		3,470,000.00	-	3,470,000.00	3,470,000.00				3,470,000.00	1,228,293.62				1,228,293.62
CO		5,000,000.00	-	5,000,000.00	5,000,000.00				5,000,000.00	-				-
TOTAL		8,470,000.00	-	8,470,000.00	8,470,000.00	-	-	-	8,470,000.00	1,228,293.62	-	-	-	1,228,293.62
D. NATIONAL GOVERNMENT														
Automatic Appropriation														
Customs, Duties and Taxes	01 1 04 105	1,335,581,383.00	-	1,335,581,383.00	1,335,581,383.00	-	-	-	1,335,581,383.00	1,335,581,383.00	-	-	-	1,335,581,383.00
MOOE	50200000 00													
Documentary Stamp Taxes	50215010 01	1,335,581,383.00		1,335,581,383.00	1,335,581,383.00				1,335,581,383.00	1,335,581,383.00				1,335,581,383.00
Debt Principal Amortization	01 1 04 109	-	-	-	-	-	-	-	-	112,400,852,524.52	-	-	-	112,400,852,524.52
Loans Outlay - Others	50602990 00	-		-	-				-					
Foreign										41,180,080,815.19				41,180,080,815.19
Domestic										71,220,771,709.33				71,220,771,709.33
Debt Interest Payment	01 1 04 110	-	-	-	-	-	-	-	-	115,976,536,243.79	-	-	-	115,976,536,243.79
Financial Expenses	50300000 00	-		-	-				-					
Interest Expenses	50301020 00									115,466,628,025.71				115,466,628,025.71
Bank Charges	50301040 00									91,427.85				91,427.85
Commitment Fees	50301050 00									15,287,189.50				15,287,189.50
Other Financial Charges	50301990 00									46,326,939.49				46,326,939.49
Loss on Guaranty	50299100 00									448,202,661.24				448,202,661.24
Net Lending	01 1 04 280	-	-	-	-	-	-	-	-	3,958,103,744.86	-	-	-	3,958,103,744.86
Loans Outlay - GOCCs	50602010 00	-		-	-				-	3,958,103,744.86				3,958,103,744.86
TOTAL, National Government		1,335,581,383.00	-	1,335,581,383.00	1,335,581,383.00	-	-	-	1,335,581,383.00	233,671,073,896.17	-	-	-	233,671,073,896.17
PS		-	-	-	-	-	-	-	-	-	-	-	-	-

X
X

Current Year Appropriations
Supplemental Appropriations
Continuing Appropriations

[illegible]

CY 2019 STATEMENT OF APPROPRIATIONS, ALLOTMENTS, OBLIGATIONS, DIS
As of the Quarter Ending March 31, 2019

Department : Department of Finance
Agency : BUREAU OF THE TREASURY
Operating Unit : CENTRAL OFFICE
Organization Code : 11-005-00-00000
Funding Source Code : ALL FUNDS_Cluster 01 (REGULAR AGENCY FUND) and Cluster 04 (SPECIAL

FAR No. 1 - Central Office

X
X

Current Year Appropriations
Supplemental Appropriations
Continuing Appropriations

PARTICULARS	UACS Code	CURRENT YEAR DISBURSEMENTS					BALANCES			
		1st Quarter	2nd Quarter	3rd Quarter	4th Quarter	TOTAL	Unreleased Appropriations	Unobligated Allotments	Unpaid Obligations	
									(15-20)	(23+24)
									Due and Demandable	Not Yet Due and Demandable
1	2	16	17	18	19	20 = 16:19	21=5-10	22=10-15	23	24
A. AGENCY SPECIFIC BUDGET										
A.I Program										
General Administration and Support										
General Administration and Supervision										
Central Office	100000100001000	20,318,477.70	-	-	-	20,318,477.70	-	(27,671,668.87)	1,635,174.01	5,718,017.16
PS		9,708,243.58				9,708,243.58		(9,708,243.58)	-	-
MOOE		10,575,639.12				10,575,639.12		(17,897,630.29)	1,635,174.01	5,686,817.16
FINEX										
CO		34,595.00				34,595.00		(65,795.00)	-	31,200.00
Administration of Personnel Benefits										
PS	100000100002000	88,025.22	-	-	-	88,025.22	-	0.78	-	-
MOOE		88,025.22				88,025.22		0.78	-	-
FINEX									-	-
CO									-	-
Support To Operation										
Provision of legal services including the conduct of research and investigation										
PS	200000100001000	4,743,094.60	-	-	-	4,743,094.60	-	(5,048,006.60)	-	304,912.00
MOOE		2,273,342.13				2,273,342.13		(2,273,342.13)	-	-
FINEX		2,469,752.47				2,469,752.47		(2,774,664.47)	-	304,912.00
CO									-	-
Information system and IT support services										
PS	200000100002000	16,222,331.37	-	-	-	16,222,331.37	-	(20,574,039.37)	1,948,887.00	2,402,821.00
MOOE		2,301,101.00				2,301,101.00		(2,301,101.00)	-	-
FINEX		11,475,426.37				11,475,426.37		(14,597,134.37)	1,236,387.00	1,885,321.00
CO		2,445,804.00				2,445,804.00		(3,675,804.00)	712,500.00	517,500.00
Research and technical support services										
PS	200000100003000	5,118,198.52	-	-	-	5,118,198.52	-	(5,638,317.32)	98,718.80	421,400.00
MOOE		3,920,006.00				3,920,006.00		(3,920,006.00)	-	-
FINEX		1,198,192.52				1,198,192.52		(1,718,311.32)	98,718.80	421,400.00
CO									-	-
Operation										
OO : Efficiency in cash management improved										
Program I : Financial Asset Management Program										
Cash management funding and investment of excess fur	310100100001000	100,165,075.62	-	-	-	100,165,075.62	-	(100,704,319.12)	91,293.50	447,950.00
PS		6,167,626.36				6,167,626.36		(6,167,626.36)	-	-
MOOE		5,784,519.26				5,784,519.26		(6,234,192.76)	1,723.50	447,950.00
FINEX									-	-
CO		88,212,930.00				88,212,930.00		(88,302,500.00)	89,570.00	-

Department : Department of Finance
Agency : BUREAU OF THE TREASURY
Operating Unit : CENTRAL OFFICE
Organization Code : 11-005-00-00000
Funding Source Code : ALL FUNDS_Cluster 01 (REGULAR AGENCY FUND) and Cluster 04 (SPECIAL

FAR No. 1 - Central Office

X
X

Current Year Appropriations
Supplemental Appropriations
Continuing Appropriations

PARTICULARS	UACS Code	CURRENT YEAR DISBURSEMENTS					BALANCES			
		1st Quarter	2nd Quarter	3rd Quarter	4th Quarter	TOTAL	Unreleased Appropriations	Unobligated Allotments	Unpaid Obligations	
									(15-20)	(23+24)
1	2	16	17	18	19	20 = 16:19	21=5-10	22=10-15	23	24
Comprehensive and adequate insurance protection of Strategically Important Government Asset	310100100002000	-	-	-	-	-	-	-	-	-
PS						-	-	-	-	
MOOE						-	-	-	-	
FINEX						-	-	-	-	
CO						-	-	-	-	
Development of Treasury Single Account (TSA)	310100200001000	102,538,560.00	-	-	-	102,538,560.00	-	(124,440,470.00)	21,901,910.00	-
PS						-	-	-	-	
MOOE						-	-	-	-	
FINEX		102,538,560.00				102,538,560.00	-	(124,440,470.00)	21,901,910.00	
CO						-	-	-	-	
OO : Efficiency in debt management achieved Program II : Debt and Risk Management Program		9,046,313.59	-	-	-	9,046,313.59	-	(9,606,668.91)	6,200.32	554,155.00
Securities origination	320100100001000	3,169,278.63	-	-	-	3,169,278.63	-	(3,626,178.63)	-	456,900.00
PS		1,900,683.00				1,900,683.00	-	(1,900,683.00)	-	
MOOE		1,268,595.63				1,268,595.63	-	(1,725,495.63)	-	456,900.00
FINEX		-				-	-	-	-	
CO		-				-	-	-	-	
Debt monitoring and servicing	320100100002000	2,788,214.55	-	-	-	2,788,214.55	-	(2,788,214.55)	-	-
PS		2,237,814.55				2,237,814.55	-	(2,237,814.55)	-	
MOOE		550,400.00				550,400.00	-	(550,400.00)	-	
FINEX		-				-	-	-	-	
CO		-				-	-	-	-	
Risk management	320100100003000	3,088,820.41	-	-	-	3,088,820.41	-	(3,192,275.73)	6,200.32	97,255.00
PS		1,711,606.00				1,711,606.00	-	(1,711,606.00)	-	
MOOE		1,377,214.41				1,377,214.41	-	(1,480,669.73)	6,200.32	97,255.00
FINEX		-				-	-	-	-	
CO		-				-	-	-	-	
OO : Efficiency in accounting of NG financial transactions enhanced Program III : NG Accounting Program		9,923,346.16	-	-	-	9,923,346.16	-	(10,028,973.11)	4,736.95	100,890.00
Recording of NG financial transactions	330100100001000	7,464,465.16	-	-	-	7,464,465.16	-	(7,532,092.11)	4,736.95	62,890.00
PS		6,228,690.42				6,228,690.42	-	(6,229,259.99)	569.57	
MOOE		1,235,774.74				1,235,774.74	-	(1,302,832.12)	4,167.38	62,890.00
FINEX		-				-	-	-	-	
CO		-				-	-	-	-	
Reconciliation of NGAs books of accounts	330100100002000	2,458,881.00	-	-	-	2,458,881.00	-	(2,496,881.00)	-	38,000.00

CY 2019 STATEMENT OF APPROPRIATIONS, ALLOTMENTS, OBLIGATIONS, DIS
As of the Quarter Ending March 31, 2019

Department : Department of Finance
Agency : BUREAU OF THE TREASURY
Operating Unit : CENTRAL OFFICE
Organization Code : 11-005-00-00000
Funding Source Code : ALL FUNDS_Cluster 01 (REGULAR AGENCY FUND) and Cluster 04 (SPECIAL

FAR No. 1 - Central Office

X
X

Current Year Appropriations
Supplemental Appropriations
Continuing Appropriations

PARTICULARS	UACS Code	CURRENT YEAR DISBURSEMENTS					BALANCES			
		1st Quarter	2nd Quarter	3rd Quarter	4th Quarter	TOTAL	Unreleased Appropriations	Unobligated Allotments	Unpaid Obligations	
									(15-20)	(23+24)
									Due and Demandable	Not Yet Due and Demandable
1	2	16	17	18	19	20 = 16:19	21=5-10	22=10-15	23	24
PS		1,925,881.00				1,925,881.00	-	(1,925,881.00)	-	
MOOE		533,000.00				533,000.00	-	(571,000.00)	-	38,000.00
FINEX		-				-	-	-	-	
CO						-	-	-	-	
Release of Allotment to Local Government Units	330100100003000	-	-	-	-	-	-	-	-	-
PS						-	-	-	-	
MOOE						-	-	-	-	
FINEX						-	-	-	-	
CO						-	-	-	-	
Sub-Total, Agency Specific Budget		268,163,422.78	-	-	-	268,163,422.78	-	(303,712,462.52)	25,686,920.58	9,950,145.16
PS		38,463,019.26	-	-	-	38,463,019.26	-	(38,375,562.83)	569.57	-
MOOE		36,468,514.52	-	-	-	36,468,514.52	-	(48,852,330.69)	2,982,371.01	9,401,445.16
FINEX		102,538,560.00	-	-	-	102,538,560.00	-	(124,440,470.00)	21,901,910.00	-
CO		90,693,329.00	-	-	-	90,693,329.00	-	(92,044,099.00)	802,070.00	548,700.00
B. AUTOMATIC APPROPRIATIONS										
Retirement and Life Insurance Premium (RLIP)	01104102	4,130,499.50	-	-	-	4,130,499.50	-	(4,130,499.50)	-	-
PS - RLIP - Regular		4,130,499.50	-	-	-	4,130,499.50	-	(4,130,499.50)	-	-
GAS - OTOP	100000100001000	409,500.00				409,500.00	-	(409,500.00)	-	
GAS - IAD	100000100001000	193,200.00				193,200.00	-	(193,200.00)	-	
GAS - ADMIN	100000100001000	537,000.00				537,000.00	-	(537,000.00)	-	
GAS - CENTRAL (BENEFITS)	100000100002000	-				-	-	-	-	
STO - LEGAL	200000100001000	301,500.00				301,500.00	-	(301,500.00)	-	
STO - MISS	200000100002000	284,400.00				284,400.00	-	(284,400.00)	-	
STO - RESEARCH	200000100003000	525,000.00				525,000.00	-	(525,000.00)	-	
PROGRAM I - AMS	310100100001000	750,000.00				750,000.00	-	(750,000.00)	-	
PROGRAM I - ARD	310100100002000	-				-	-	-	-	
PROGRAM I - LFP TSA	310100200001000	-				-	-	-	-	
PROGRAM II - SOD/SSRD	320100100001000	202,500.00				202,500.00	-	(202,500.00)	-	
PROGRAM II - DMAD/PD	320100100002000	318,750.00				318,750.00	-	(318,750.00)	-	
PROGRAM II - LMS	320100100003000	150,300.00				150,300.00	-	(150,300.00)	-	
PROGRAM III - ACCTG	330100100001000	310,349.50				310,349.50	-	(310,349.50)	-	
PROGRAM III - BRAD	330100100002000	148,000.00				148,000.00	-	(148,000.00)	-	
PROGRAM III - REGION	330100100003000	-				-	-	-	-	
Sub-Total, Automatic Appropriation		4,130,499.50	-	-	-	4,130,499.50	-	(4,130,499.50)	-	-
PS		4,130,499.50	-	-	-	4,130,499.50	-	(4,130,499.50)	-	-
C. SPECIAL PURPOSE FUNDS										
PS - Miscellaneous Personnel Benefits Fund (MPBF)	01101406	-	-	-	-	-	-	-	-	-
Salary (PS Deficiency)		-	-	-	-	-	-	-	-	-
GAS - ADMIN		-	-	-	-	-	-	-	-	-

Department : Department of Finance
Agency : BUREAU OF THE TREASURY
Operating Unit : CENTRAL OFFICE
Organization Code : 11-005-00-00000
Funding Source Code : ALL FUNDS_Cluster 01 (REGULAR AGENCY FUND) and Cluster 04 (SPECIAL

FAR No. 1 - Central Office

X
X

Current Year Appropriations
Supplemental Appropriations
Continuing Appropriations

PARTICULARS	UACS Code	CURRENT YEAR DISBURSEMENTS					BALANCES			
		1st Quarter	2nd Quarter	3rd Quarter	4th Quarter	TOTAL	Unreleased Appropriations	Unobligated Allotments	Unpaid Obligations	
									(15-20)	(23+24)
1	2	16	17	18	19	20 = 16+19	21=5-10	22=10-15	23	24
Performance Based Bonus GAS - ADMIN	01101407	-	-	-	-	-	-	-	-	-
PS - Pension and Gratuity Fund (PGF)		25,205.82	-	-	-	25,205.82	-	0.18	-	-
Retirement Gratuity (RG) and Terminal Leave (TL) GAS - ADMIN		25,205.82	-	-	-	25,205.82	-	0.18	-	-
Sub-Total, Special Purpose Funds		25,205.82	-	-	-	25,205.82	-	0.18	-	-
PS		25,205.82	-	-	-	25,205.82	-	0.18	-	-
MOOE		-	-	-	-	-	-	-	-	-
CO		-	-	-	-	-	-	-	-	-
TOTAL, REGULAR AGENCY FUND		272,319,128.10	-	-	-	272,319,128.10	-	(307,842,961.84)	35,637,065.74	9,950,145.16
PS		42,618,724.58	-	-	-	42,618,724.58	-	(42,506,062.15)	569.57	-
MOOE		36,468,514.52	-	-	-	36,468,514.52	-	(48,852,330.69)	12,383,816.17	9,401,445.16
FINEX		102,538,560.00	-	-	-	102,538,560.00	-	(124,440,470.00)	21,901,910.00	-
CO		90,693,329.00	-	-	-	90,693,329.00	-	(92,044,099.00)	1,350,770.00	548,700.00
RECAPITULATION BY MFO:										
PROGRAM I										
PS		6,167,626.36	-	-	-	6,167,626.36	-	(6,167,626.36)	-	-
MOOE		5,784,519.26	-	-	-	5,784,519.26	-	(6,234,192.76)	1,723.50	447,950.00
FINEX		102,538,560.00	-	-	-	102,538,560.00	-	(124,440,470.00)	21,901,910.00	-
CO		88,212,930.00	-	-	-	88,212,930.00	-	(88,302,500.00)	89,570.00	-
		202,703,635.62	-	-	-	202,703,635.62	-	(225,144,789.12)	21,993,203.50	447,950.00
PROGRAM II										
PS		5,850,103.55	-	-	-	5,850,103.55	-	(5,850,103.55)	-	-
MOOE		3,196,210.04	-	-	-	3,196,210.04	-	(3,756,565.36)	6,200.32	554,155.00
FINEX		-	-	-	-	-	-	-	-	-
CO		-	-	-	-	-	-	-	-	-
		9,046,313.59	-	-	-	9,046,313.59	-	(9,606,668.91)	6,200.32	554,155.00
PROGRAM III										
PS		8,154,571.42	-	-	-	8,154,571.42	-	(8,155,140.99)	569.57	-
MOOE		1,768,774.74	-	-	-	1,768,774.74	-	(1,873,832.12)	4,167.38	100,890.00
FINEX		-	-	-	-	-	-	-	-	-
CO		-	-	-	-	-	-	-	-	-
		9,923,346.16	-	-	-	9,923,346.16	-	(10,028,973.11)	4,736.95	100,890.00
GENERAL ADMINISTRATION AND SUPPORT										
PS		9,796,268.80	-	-	-	9,796,268.80	-	(9,708,242.80)	-	-
MOOE		10,575,639.12	-	-	-	10,575,639.12	-	(17,897,630.29)	1,635,174.01	5,686,817.16
FINEX		-	-	-	-	-	-	-	-	-
CO		34,595.00	-	-	-	34,595.00	-	(65,795.00)	-	31,200.00
		20,406,502.92	-	-	-	20,406,502.92	-	(27,671,668.09)	1,635,174.01	5,718,017.16
SUPPORT TO OPERATION										
PS		8,494,449.13	-	-	-	8,494,449.13	-	(8,494,449.13)	-	-

CY 2019 STATEMENT OF APPROPRIATIONS, ALLOTMENTS, OBLIGATIONS, DIS
As of the Quarter Ending March 31, 2019

Department : Department of Finance
Agency : BUREAU OF THE TREASURY
Operating Unit : CENTRAL OFFICE
Organization Code : 11-005-00-00000
Funding Source Code : ALL FUNDS_Cluster 01 (REGULAR AGENCY FUND) and Cluster 04 (SPECIAL

FAR No. 1 - Central Office

X
X

Current Year Appropriations
Supplemental Appropriations
Continuing Appropriations

PARTICULARS	UACS Code	CURRENT YEAR DISBURSEMENTS					BALANCES			
		1st Quarter	2nd Quarter	3rd Quarter	4th Quarter	TOTAL	Unreleased Appropriations	Unobligated Allotments	Unpaid Obligations	
									(15-20)	(23+24)
									Due and Demandable	Not Yet Due and Demandable
1	2	16	17	18	19	20 = 16:19	21=5-10	22=10-15	23	24
MOOE		15,143,371.36	-	-	-	15,143,371.36	-	(19,090,110.16)	1,335,105.80	2,611,633.00
FINEX		-	-	-	-	-	-	-	-	-
CO		2,445,804.00	-	-	-	2,445,804.00	-	(3,675,804.00)	712,500.00	517,500.00
		26,083,624.49	-	-	-	26,083,624.49	-	(31,260,363.29)	2,047,605.80	3,129,133.00
TOTAL (RLIP NOT INCLUDED)		268,163,422.78	-	-	-	268,163,422.78	-	(303,712,462.52)	25,686,920.58	9,950,145.16
PS		38,463,019.26	-	-	-	38,463,019.26	-	(38,375,562.83)	569.57	-
MOOE		36,468,514.52	-	-	-	36,468,514.52	-	(48,852,330.69)	2,982,371.01	9,401,445.16
FINEX		102,538,560.00	-	-	-	102,538,560.00	-	(124,440,470.00)	21,901,910.00	-
CO		90,693,329.00	-	-	-	90,693,329.00	-	(92,044,099.00)	802,070.00	548,700.00
D. SPECIAL ACCOUNT - FOREIGN ASSISTED FUND										
Automatic Appro. - Foreign Grants Fund_Germany	04 1 04 161					-	-	-	-	-
MFO I : Cash Management	101003010000000					-	-	-	-	-
Cash mgmt funding and investment of excess funds	101003010100000					-	-	-	-	-
KfW-IDF assisted BTr Capacity Devt. Support						-	-	-	-	-
MOOE		409,792.70				409,792.70	-	2,241,706.38	818,500.92	-
CO						-	-	5,000,000.00	-	-
TOTAL		409,792.70	-	-	-	409,792.70	-	7,241,706.38	818,500.92	-
D. NATIONAL GOVERNMENT										
Automatic Appropriation										
Customs, Duties and Taxes	01 1 04 105	1,335,581,383.00	-	-	-	1,335,581,383.00	-	-	-	-
MOOE	50200000 00									
Documentary Stamp Taxes	50215010 01	1,335,581,383.00				1,335,581,383.00	-	-	-	-
Debt Principal Amortization	01 1 04 109	112,400,852,524.52	-	-	-	112,400,852,524.52	-	(112,400,852,524.52)	-	-
Loans Outlay - Others	50602990 00									
Foreign		41,180,080,815.19				41,180,080,815.19	-	(41,180,080,815.19)	-	-
Domestic		71,220,771,709.33				71,220,771,709.33	-	(71,220,771,709.33)	-	-
Debt Interest Payment	01 1 04 110	115,976,536,243.79	-	-	-	115,976,536,243.79	-	(115,976,536,243.79)	-	-
Financial Expenses	50300000 00									
Interest Expenses	50301020 00	115,466,628,025.71				115,466,628,025.71	-	(115,466,628,025.71)	-	-
Bank Charges	50301040 00	91,427.85				91,427.85	-	(91,427.85)	-	-
Commitment Fees	50301050 00	15,287,189.50				15,287,189.50	-	(15,287,189.50)	-	-
Other Financial Charges	50301990 00	46,326,939.49				46,326,939.49	-	(46,326,939.49)	-	-
Loss on Guaranty	50299100 00	448,202,661.24				448,202,661.24	-	(448,202,661.24)	-	-
Net Lending	01 1 04 280	3,958,103,744.86	-	-	-	3,958,103,744.86	-	(3,958,103,744.86)	-	-
Loans Outlay - GOCCs	50602010 00	3,958,103,744.86				3,958,103,744.86	-	(3,958,103,744.86)	-	-
TOTAL, National Government		233,671,073,896.17	-	-	-	233,671,073,896.17	-	(232,335,492,513.17)	-	-
PS		-	-	-	-	-	-	-	-	-

COMMISSION ON AUDIT
BUREAU OF THE TREASURY

RECEIVED

FAR BY - Central Office Justin V. Gatchalian

Current Year Appropriations
Supplemental Appropriations
Continuing Appropriations

DATE: APR 30 2019 TIME: 5:28


CY 2019 STATEMENT OF APPROPRIATIONS, ALLOTMENTS, OBLIGATIONS, DIS
As of the Quarter Ending March 31, 2019


Department : Department of Finance
Agency : BUREAU OF THE TREASURY
Operating Unit : CENTRAL OFFICE
Organization Code : 11-005-00-00000
Funding Source Code : ALL FUNDS_Cluster 01 (REGULAR AGENCY FUND) and Cluster 04 (SPECIAL

X
X

PARTICULARS	UACS Code	CURRENT YEAR DISBURSEMENTS					BALANCES			
		1st Quarter	2nd Quarter	3rd Quarter	4th Quarter	TOTAL	Unreleased Appropriations	Unobligated Allotments	Unpaid Obligations	
									(15-20)	(23+24)
									Due and Demandable	Not Yet Due and Demandable
1	2	16	17	18	19	20 = 16:19	21=5-10	22=10-15	23	24
MOOE		1,335,581,383.00	-	-	-	1,335,581,383.00	-	-	-	-
FINEX		115,976,536,243.79	-	-	-	115,976,536,243.79	-	(115,976,536,243.79)	-	-
CO		116,358,956,269.38	-	-	-	116,358,956,269.38	-	(116,358,956,269.38)	-	-
OVERALL SUMMARY:										
Regular Agency Fund	01	272,319,128.10	-	-	-	272,319,128.10	-	(307,842,961.84)	25,686,920.58	9,950,145.16
PS		42,618,724.58	-	-	-	42,618,724.58	-	(42,506,062.15)	569.57	-
MOOE		36,468,514.52	-	-	-	36,468,514.52	-	(48,852,330.69)	2,982,371.01	9,401,445.16
FINEX		102,538,560.00	-	-	-	102,538,560.00	-	(124,440,470.00)	21,901,910.00	-
CO		90,693,329.00	-	-	-	90,693,329.00	-	(92,044,099.00)	802,070.00	548,700.00
Special Account - Foreign Assisted Fund	04	409,792.70	-	-	-	409,792.70	-	7,241,706.38	818,500.92	-
PS		-	-	-	-	-	-	-	-	-
MOOE		409,792.70	-	-	-	409,792.70	-	2,241,706.38	818,500.92	-
FINEX		-	-	-	-	-	-	-	-	-
CO		-	-	-	-	-	-	5,000,000.00	-	-
National Government		233,671,073,896.17	-	-	-	233,671,073,896.17	-	(232,335,492,513.17)	-	-
PS		-	-	-	-	-	-	-	-	-
MOOE		1,335,581,383.00	-	-	-	1,335,581,383.00	-	-	-	-
FINEX		115,976,536,243.79	-	-	-	115,976,536,243.79	-	(115,976,536,243.79)	-	-
CO		116,358,956,269.38	-	-	-	116,358,956,269.38	-	(116,358,956,269.38)	-	-
GRAND TOTAL		233,943,802,816.97	-	-	-	233,943,802,816.97	-	(232,636,093,768.63)	26,505,421.50	9,950,145.16
PS		42,618,724.58	-	-	-	42,618,724.58	-	(42,506,062.15)	569.57	-
MOOE		1,372,459,690.22	-	-	-	1,372,459,690.22	-	(46,610,624.31)	3,800,871.93	9,401,445.16
FINEX		116,079,074,803.79	-	-	-	116,079,074,803.79	-	(116,100,976,713.79)	21,901,910.00	-
CO		116,449,649,598.38	-	-	-	116,449,649,598.38	-	(116,446,000,368.38)	802,070.00	548,700.00

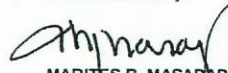
Certified Correct:


SALVACION C. RIOS
Chief, Bureau Budget Division


REYNALDO Z. DE LOS SANTOS
OIC, Bureau Accounting Division


GLORIA M. ANTAZO
OIC, National Gov't Debt Accounting Division

Recommended by:


MARITES B. MASARAP
Director III, Accounting Service

Approved by:


SHARON P. ALMAZAN
Deputy Treasurer of the Philippines

CY 2019 STATEMENT OF APPROPRIATIONS, ALLOTMENTS, OBLIGATIONS, DISBURSEMENTS AND BALANCES
As of the Quarter Ending March 31, 2019

Department : Department of Finance
Agency : BUREAU OF THE TREASURY
Operating Unit : CENTRAL OFFICE
Organization Code : 11-005-00-00000
Funding Source Code : ALL FUNDS (Cluster 01 and Cluster 04)

FAR No. 1-A - Central Office

Current Year Appropriations
Supplemental Appropriations
Continuing Appropriations

X

PARTICULARS	UACS Code	APPROPRIATIONS			ALLOTMENTS					OBLIGATIONS				
		Authorized Appropriation	Adjustments	Adjusted Appropriation	Allotments received	Adjustments	Transfer To	Transfer From	Adjusted Total Allotments	1st Quarter	2nd Quarter	3rd Quarter	4th Quarter	TOTAL
1	2	3	4	5=3+4	6	7	8	9	10=6+7-8+9	11	12	13	14	15=11:14
A. AGENCY SPECIFIC BUDGET														
A.1 PROGRAM		88,026.00	-	88,026.00	88,026.00	-	-	-	88,026.00	179,360,018.52	-	-	-	179,360,018.52
PERSONNEL SERVICES		88,026.00	-	88,026.00	88,026.00	-	-	-	88,026.00	38,463,588.83	-	-	-	38,463,588.83
Salaries and Wages														
Basic Salary - Civilian	50101010 01		-	-	-				-	34,750,649.25				34,750,649.25
Other Compensation			-	-	-				-					-
PERA	50102010 01		-	-	-				-	1,814,080.37				1,814,080.37
Representation Allowance	50102020 00		-	-	-				-	741,875.00				741,875.00
Transportation Allowance	50102030 01		-	-	-				-	495,875.00				495,875.00
Clothing/Uniform Allowance	50102040 01		-	-	-				-					-
Subsistence Allowance	50102050 03		-	-	-				-					-
Laundry Allowance	50102060 04		-	-	-				-					-
Productivity Incentive Allowance	50102080 01		-	-	-				-					-
Honoraria - Civilian	50102100 01		-	-	-				-					-
Hazard Pay - Civilian	50102110 02		-	-	-				-					-
Longevity Pay - Civilian	50102120 01		-	-	-				-					-
Overtime Pay	50102130 01		-	-	-				-					-
Mid-Year Bonus	50102990 36		-	-	-				-					-
Year-End Bonus	50102140 01		-	-	-				-					-
Cash Gift	50102150 01		-	-	-				-					-
Personnel Benefit Cont.			-	-	-				-					-
Pag-IBIG	50103020 01		-	-	-				-	91,800.00				91,800.00
PhilHEALTH	50103030 01		-	-	-				-	384,483.99				384,483.99
ECIP	50103040 01		-	-	-				-	91,800.00				91,800.00
Automatic Appro. - RLIP	50103010 00		-	-	-				-					-
Other Personnel Benefits			-	-	-				-					-
Pension Benefits	50104010 01		-	-	-				-					-
Retirement Gratuity	50104020 01		-	-	-				-					-
Terminal Leave Benefits	50104030 01	88,026.00	-	88,026.00	88,026.00				88,026.00	88,025.22				88,025.22
Lump-sum for S/I - Length	50104990 10		-	-	-				-	5,000.00				5,000.00
Lump-sum for S/I - Meritorious	50104990 11		-	-	-				-					-
Other Bonuses and Allowances			-	-	-				-					-
Allowance of Attorney's...	50102990 03		-	-	-				-					-
CNA Incentive	50102990 11		-	-	-				-					-
PEI	50102990 12		-	-	-				-					-
PBB	50102990 14		-	-	-				-					-
Monetization	50104990 99		-	-	-				-					-
Other Personnel Benefits	50104990 99		-	-	-				-					-
MAINTENANCE AND OTHER OPERATING EXP.		-	-	-	-	-	-	-	-	48,852,330.69	-	-	-	48,852,330.69
Traveling Expenses - Local	50201010 00		-	-	-				-	619,557.72				619,557.72

CY 2019 STATEMENT OF APPROPRIATIONS, ALLOTMENTS, OBLIGATIONS, DISBURSEMENTS AND BALANCES
As of the Quarter Ending March 31, 2019

Department : Department of Finance
Agency : BUREAU OF THE TREASURY
Operating Unit : CENTRAL OFFICE
Organization Code : 11-005-00-00000
Funding Source Code : ALL FUNDS (Cluster 01 and Cluster 04)

FAR No. 1-A - Central Office

X

Current Year Appropriations
Supplemental Appropriations
Continuing Appropriations

PARTICULARS	UACS Code	APPROPRIATIONS			ALLOTMENTS					OBLIGATIONS				
		Authorized Appropriation	Adjustments	Adjusted Appropriation	Allotments received	Adjustments	Transfer To	Transfer From	Adjusted Total Allotments	1st Quarter	2nd Quarter	3rd Quarter	4th Quarter	TOTAL
1	2	3	4	5=3+4	6	7	8	9	10=6+7-8+9	11	12	13	14	15=11:14
Traveling Expenses - Foreign	50201020 00	-	-	-	-	-	-	-	-	1,671,373.02				1,671,373.02
Training Expenses	50202010 02	-	-	-	-	-	-	-	-	556,614.35				556,614.35
Scholarship Grants	50202020 00	-	-	-	-	-	-	-	-	-				-
Office Supplies Expenses	50203010 02	-	-	-	-	-	-	-	-	2,218,181.42				2,218,181.42
Accountable Forms Expenses	50203020 00	-	-	-	-	-	-	-	-	75,000.00				75,000.00
Drugs and Medicines	50203070 00	-	-	-	-	-	-	-	-	137,481.25				137,481.25
Fuel, Oil and Lubricants Expenses	50203090 00	-	-	-	-	-	-	-	-	218,062.85				218,062.85
Other Office Supplies	50203990 00	-	-	-	-	-	-	-	-	1,036,815.45				1,036,815.45
Water Expenses	50204010 00	-	-	-	-	-	-	-	-	906,138.20				906,138.20
Electricity Expenses	50204020 00	-	-	-	-	-	-	-	-	7,739,849.02				7,739,849.02
Postage and Courier Services	50205010 00	-	-	-	-	-	-	-	-	120,579.00				120,579.00
Telephone - Mobile	50205020 01	-	-	-	-	-	-	-	-	581,383.90				581,383.90
Telephone - Landline	50205020 02	-	-	-	-	-	-	-	-	302,936.82				302,936.82
Internet Subscription Expenses	50205030 00	-	-	-	-	-	-	-	-	1,692,568.00				1,692,568.00
Cable, Satellite, Telegraph	50205040 00	-	-	-	-	-	-	-	-	12,100.00				12,100.00
Awards/Rewards Expenses	50206010 00	-	-	-	-	-	-	-	-	-				-
Extraordinary and Miscellaneous	50210030 00	-	-	-	-	-	-	-	-	316,200.00				316,200.00
Prof - Legal Services	50211010 00	-	-	-	-	-	-	-	-	1,323.35				1,323.35
Prof - Consultancy Services	50211030 02	-	-	-	-	-	-	-	-	450,000.00				450,000.00
Prof - Other Professional Services	50211990 00	-	-	-	-	-	-	-	-	6,806,453.73				6,806,453.73
General Services - Janitorial	50212020 00	-	-	-	-	-	-	-	-	146,163.09				146,163.09
General Services - Security	50212030 00	-	-	-	-	-	-	-	-	-				-
General Services - Other GS	50212990 99	-	-	-	-	-	-	-	-	1,965.00				1,965.00
RM - Land Improvements - Others	50213020 99	-	-	-	-	-	-	-	-	-				-
RM - Buildings and Others	50213040 01	-	-	-	-	-	-	-	-	7,540,966.84				7,540,966.84
RM - Office Equipment	50213050 02	-	-	-	-	-	-	-	-	-				-
RM - ICT Equipment	50213050 03	-	-	-	-	-	-	-	-	10,870,847.44				10,870,847.44
RM - Transportation - MV	50213060 01	-	-	-	-	-	-	-	-	80,125.10				80,125.10
RM - Furniture and Fixtures	50213070 00	-	-	-	-	-	-	-	-	46,000.00				46,000.00
Taxes, Duties and Licenses	50215010 01	-	-	-	-	-	-	-	-	2,709.06				2,709.06
Fidelity Bond Premiums	50215020 00	-	-	-	-	-	-	-	-	854,091.00				854,091.00
Insurance Expenses	50215030 00	-	-	-	-	-	-	-	-	72,173.63				72,173.63
Other MOOE:		-	-	-	-	-	-	-	-	-				-
Advertising Expenses	50299010 00	-	-	-	-	-	-	-	-	-				-
Printing and Publication Exp.	50299020 00	-	-	-	-	-	-	-	-	448,113.50				448,113.50
Representation Expenses	50299030 00	-	-	-	-	-	-	-	-	282,992.70				282,992.70
Transportation and Delivery Exp.	50299040 00	-	-	-	-	-	-	-	-	170,500.00				170,500.00
Rents - Buildings and Structure	50299050 01	-	-	-	-	-	-	-	-	1,337,472.00				1,337,472.00
Rents - Equipment	50299050 04	-	-	-	-	-	-	-	-	519,780.00				519,780.00
Membership Dues	50299060 00	-	-	-	-	-	-	-	-	-				-
Subscription Expenses	50299070 99	-	-	-	-	-	-	-	-	797,116.80				797,116.80

CY 2019 STATEMENT OF APPROPRIATIONS, ALLOTMENTS, OBLIGATIONS, DISBURSEMENTS AND BALANCES
As of the Quarter Ending March 31, 2019

Department : Department of Finance
Agency : BUREAU OF THE TREASURY
Operating Unit : CENTRAL OFFICE
Organization Code : 11-005-00-00000
Funding Source Code : ALL FUNDS (Cluster 01 and Cluster 04)

FAR No. 1-A - Central Office

X

Current Year Appropriations
Supplemental Appropriations
Continuing Appropriations

PARTICULARS	UACS Code	APPROPRIATIONS			ALLOTMENTS					OBLIGATIONS				
		Authorized Appropriation	Adjustments	Adjusted Appropriation	Allotments received	Adjustments	Transfer To	Transfer From	Adjusted Total Allotments	1st Quarter	2nd Quarter	3rd Quarter	4th Quarter	TOTAL
1	2	3	4	5=3+4	6	7	8	9	10=6+7-8+9	11	12	13	14	15=11:14
Other MOOE	50299990 99	-	-	-	-	-	-	-	-	218,696.45	-	-	-	218,696.45
CAPITAL OUTLAY		-	-	-	-	-	-	-	-	92,044,099.00	-	-	-	92,044,099.00
Investment in GOCC	50601010 01	-	-	-	-	-	-	-	-	88,302,500.00	-	-	-	88,302,500.00
Buildings	50604040 01	-	-	-	-	-	-	-	-	-	-	-	-	-
Other Structures	50604040 99	-	-	-	-	-	-	-	-	-	-	-	-	-
Machinery	50604050 01	-	-	-	-	-	-	-	-	-	-	-	-	-
Office Equipment	50604050 02	-	-	-	-	-	-	-	-	65,795.00	-	-	-	65,795.00
ICT Equipment	50604050 03	-	-	-	-	-	-	-	-	3,675,804.00	-	-	-	3,675,804.00
Transportation Equipment - MV	50604060 01	-	-	-	-	-	-	-	-	-	-	-	-	-
Furniture and Fixtures	50604070 01	-	-	-	-	-	-	-	-	-	-	-	-	-
Books Outlay	50604070 02	-	-	-	-	-	-	-	-	-	-	-	-	-
A.II. PROJECTS - LOCALLY FUNDED (TSA)		-	-	-	-	-	-	-	-	124,440,470.00	-	-	-	124,440,470.00
MAINTENANCE AND OTHER OPERATING EXP.		-	-	-	-	-	-	-	-	-	-	-	-	-
Traveling Expenses - Local	50201010 00	-	-	-	-	-	-	-	-	-	-	-	-	-
Traveling Expenses - Foreign	50201020 00	-	-	-	-	-	-	-	-	-	-	-	-	-
Training Expenses	50202010 02	-	-	-	-	-	-	-	-	-	-	-	-	-
Scholarship Grants	50202020 00	-	-	-	-	-	-	-	-	-	-	-	-	-
Office Supplies Expenses	50203010 02	-	-	-	-	-	-	-	-	-	-	-	-	-
Accountable Forms Expenses	50203020 00	-	-	-	-	-	-	-	-	-	-	-	-	-
Drugs and Medicines	50203070 00	-	-	-	-	-	-	-	-	-	-	-	-	-
Fuel, Oil and Lubricants Expenses	50203090 00	-	-	-	-	-	-	-	-	-	-	-	-	-
Other Office Supplies	50203990 00	-	-	-	-	-	-	-	-	-	-	-	-	-
Water Expenses	50204010 00	-	-	-	-	-	-	-	-	-	-	-	-	-
Electricity Expenses	50204020 00	-	-	-	-	-	-	-	-	-	-	-	-	-
Postage and Courier Services	50205010 00	-	-	-	-	-	-	-	-	-	-	-	-	-
Telephone - Mobile	50205020 01	-	-	-	-	-	-	-	-	-	-	-	-	-
Telephone - Landline	50205020 02	-	-	-	-	-	-	-	-	-	-	-	-	-
Internet Subscription Expenses	50205030 00	-	-	-	-	-	-	-	-	-	-	-	-	-
Cable, Satellite, Telegraph	50205040 00	-	-	-	-	-	-	-	-	-	-	-	-	-
Awards/Rewards Expenses	50206010 00	-	-	-	-	-	-	-	-	-	-	-	-	-
Extraordinary and Miscellaneous	50210030 00	-	-	-	-	-	-	-	-	-	-	-	-	-
Prof - Legal Services	50211010 00	-	-	-	-	-	-	-	-	-	-	-	-	-
Prof - Consultancy Services	50211030 02	-	-	-	-	-	-	-	-	-	-	-	-	-
Prof - Other Professional Services	50211990 00	-	-	-	-	-	-	-	-	-	-	-	-	-
General Services - Janitorial	50212020 00	-	-	-	-	-	-	-	-	-	-	-	-	-
General Services - Security	50212030 00	-	-	-	-	-	-	-	-	-	-	-	-	-
General Services - Other GS	50212990 99	-	-	-	-	-	-	-	-	-	-	-	-	-
RM - Land Improvements - Others	50213020 99	-	-	-	-	-	-	-	-	-	-	-	-	-
RM - Buildings and Others	50213040 01	-	-	-	-	-	-	-	-	-	-	-	-	-

CY 2019 STATEMENT OF APPROPRIATIONS, ALLOTMENTS, OBLIGATIONS, DISBURSEMENTS AND BALANCES
As of the Quarter Ending March 31, 2019

Department : Department of Finance
Agency : BUREAU OF THE TREASURY
Operating Unit : CENTRAL OFFICE
Organization Code : 11-005-00-00000
Funding Source Code : ALL FUNDS (Cluster 01 and Cluster 04)

FAR No. 1-A - Central Office

X

Current Year Appropriations
Supplemental Appropriations
Continuing Appropriations

PARTICULARS	UACS Code	APPROPRIATIONS			ALLOTMENTS					OBLIGATIONS				
		Authorized Appropriation	Adjustments	Adjusted Appropriation	Allotments received	Adjustments	Transfer To	Transfer From	Adjusted Total Allotments	1st Quarter	2nd Quarter	3rd Quarter	4th Quarter	TOTAL
1	2	3	4	5=3+4	6	7	8	9	10=6+7-8+9	11	12	13	14	15=11+14
RM - Office Equipment	50213050 02	-	-	-	-	-	-	-	-	-	-	-	-	-
RM - ICT Equipment	50213050 03	-	-	-	-	-	-	-	-	-	-	-	-	-
RM - Transportation - MV	50213060 01	-	-	-	-	-	-	-	-	-	-	-	-	-
RM - Furniture and Fixtures	50213070 00	-	-	-	-	-	-	-	-	-	-	-	-	-
Taxes, Duties and Licenses	50215010 01	-	-	-	-	-	-	-	-	-	-	-	-	-
Fidelity Bond Premiums	50215020 00	-	-	-	-	-	-	-	-	-	-	-	-	-
Insurance Expenses	50215030 00	-	-	-	-	-	-	-	-	-	-	-	-	-
Other MOOE:		-	-	-	-	-	-	-	-	-	-	-	-	-
Advertising Expenses	50299010 00	-	-	-	-	-	-	-	-	-	-	-	-	-
Printing and Publication Exp.	50299020 00	-	-	-	-	-	-	-	-	-	-	-	-	-
Representation Expenses	50299030 00	-	-	-	-	-	-	-	-	-	-	-	-	-
Transportation and Delivery Exp.	50299040 00	-	-	-	-	-	-	-	-	-	-	-	-	-
Rents - Buildings and Structure	50299050 01	-	-	-	-	-	-	-	-	-	-	-	-	-
Rents - Equipment	50299050 04	-	-	-	-	-	-	-	-	-	-	-	-	-
Membership Dues	50299060 00	-	-	-	-	-	-	-	-	-	-	-	-	-
Subscription Expenses	50299070 99	-	-	-	-	-	-	-	-	-	-	-	-	-
Other MOOE	50299990 99	-	-	-	-	-	-	-	-	-	-	-	-	-
FINANCIAL EXPENSES		-	-	-	-	-	-	-	-	124,440,470.00	-	-	-	124,440,470.00
Interest Expenses	50301020 03	-	-	-	-	-	-	-	-	-	-	-	-	-
Bank Charges	50301040 00	-	-	-	-	-	-	-	-	124,440,470.00	-	-	-	124,440,470.00
TOTAL, AGENCY SPECIFIC BUDGET		88,026.00	-	88,026.00	88,026.00	-	-	-	88,026.00	303,800,488.52	-	-	-	303,800,488.52
B. AUTOMATIC APPROPRIATIONS	01104102													
Retirement and Life Insurance Premium (RLIP)		-	-	-	-	-	-	-	-	4,130,499.50	-	-	-	4,130,499.50
PS - RLIP - Regular		-	-	-	-	-	-	-	-	4,130,499.50	-	-	-	4,130,499.50
TOTAL, AUTOMATIC APPROPRIATIONS		-	-	-	-	-	-	-	-	4,130,499.50	-	-	-	4,130,499.50
C. SPECIAL PURPOSE FUNDS														
Personnel Services		25,206.00	-	25,206.00	25,206.00	-	-	-	25,206.00	25,205.82	-	-	-	25,205.82
Miscellaneous and Personnel Benefits Fund	01101406	-	-	-	-	-	-	-	-	-	-	-	-	-
Salary Deficiency		-	-	-	-	-	-	-	-	-	-	-	-	-
Performance Based Bonus		-	-	-	-	-	-	-	-	-	-	-	-	-
Pension and Gratuity Fund	01101407	25,206.00	-	25,206.00	25,206.00	-	-	-	25,206.00	25,205.82	-	-	-	25,205.82
Retirement Gratuity		-	-	-	-	-	-	-	-	-	-	-	-	-
Terminal Leave		25,206.00	-	25,206.00	25,206.00	-	-	-	25,206.00	25,205.82	-	-	-	25,205.82
Monetization of Leave Credits		-	-	-	-	-	-	-	-	-	-	-	-	-
TOTAL, SPECIAL PURPOSE FUNDS		25,206.00	-	25,206.00	25,206.00	-	-	-	25,206.00	25,205.82	-	-	-	25,205.82

CY 2019 STATEMENT OF APPROPRIATIONS, ALLOTMENTS, OBLIGATIONS, DISBURSEMENTS AND BALANCES
As of the Quarter Ending March 31, 2019

Department : Department of Finance
Agency : BUREAU OF THE TREASURY
Operating Unit : CENTRAL OFFICE
Organization Code : 11-005-00-00000
Funding Source Code : ALL FUNDS (Cluster 01 and Cluster 04)

FAR No. 1-A - Central Office

X

Current Year Appropriations
Supplemental Appropriations
Continuing Appropriations

PARTICULARS	UACS Code	APPROPRIATIONS			ALLOTMENTS					OBLIGATIONS				
		Authorized Appropriation	Adjustments	Adjusted Appropriation	Allotments received	Adjustments	Transfer To	Transfer From	Adjusted Total Allotments	1st Quarter	2nd Quarter	3rd Quarter	4th Quarter	TOTAL
1	2	3	4	5=3+4	6	7	8	9	10=6+7-8+9	11	12	13	14	15=11:14
GRAND TOTAL, AGENCY REGULAR BUDGET		113,232.00	-	113,232.00	113,232.00	-	-	-	113,232.00	307,956,193.84	-	-	-	307,956,193.84

D. SPECIAL ACCOUNT - FOREIGN ASSISTED FUNI 04														
Auto. Appro. - Foreign Grants Fund_Germany 04 1 04 161														
MFO I : Cash Management_(AMS)														
KfW-IDF assisted BTr Capacity Devt. Support														
Maintenance and Other Operating Expenses (MOOE)		3,470,000.00	-	3,470,000.00	3,470,000.00				3,470,000.00	-				-
Traveling Expenses -Local	50201010 00		-	-	-				-	-				-
Traveling Expenses - Foreign	50201020 00		-	-	-				-	-				-
Training Expenses	50202010 02		-	-	-				-	-				-
Extraordinary and Miscellaneous	50210030 00		-	-	-				-	409,792.70				409,792.70
Prof. - Consultancy Services	50211030 00		-	-	-				-	-				-
Subscription Expenses	50299070 99		-	-	-				-	-				-
Membership Dues	50299060 00		-	-	-				-	818,500.92				818,500.92
			-	-	-				-	-				-
		3,470,000.00	-	3,470,000.00	3,470,000.00	-	-	-	3,470,000.00	1,228,293.62	-	-	-	1,228,293.62
MFO I : Cash Management_(AMS)														
KfW-IDF assisted BTr Capacity Devt. Support														
Capital Outlay														
ICT Equipment	50604050 03	5,000,000.00	-	5,000,000.00	5,000,000.00				5,000,000.00					-
		5,000,000.00	-	5,000,000.00	5,000,000.00	-	-	-	5,000,000.00	-	-	-	-	-
TOTAL, SPECIAL PURPOSE FUNDS		8,470,000.00	-	8,470,000.00	8,470,000.00	-	-	-	8,470,000.00	1,228,293.62	-	-	-	1,228,293.62

E. NATIONAL GOVERNMENT														
Special Purpose Funds														
MOOE														
International Commitment Funds (ICF)														
Automatic Appropriation														
Customs, Duties and Taxes	01 1 04 105	1,335,581,383.00	-	1,335,581,383.00	1,335,581,383.00	-	-	-	1,335,581,383.00	1,335,581,383.00	-	-	-	1,335,581,383.00
MOOE														
Documentary Stamp Taxes	50200000 00													
	50215010 01	1,335,581,383.00		1,335,581,383.00	1,335,581,383.00				1,335,581,383.00	1,335,581,383.00				1,335,581,383.00
Debt Principal Amortization														
Loans Outlay - Others	01 1 04 109	-	-	-	-	-	-	-	-	112,400,852,524.52	-	-	-	112,400,852,524.52
	50602990 00	-	-	-	-	-	-	-	-	-	-	-	-	-

CY 2019 STATEMENT OF APPROPRIATIONS, ALLOTMENTS, OBLIGATIONS, DISBURSEMENTS AND BALANCES
As of the Quarter Ending March 31, 2019

Department : Department of Finance
Agency : BUREAU OF THE TREASURY
Operating Unit : CENTRAL OFFICE
Organization Code : 11-005-00-00000
Funding Source Code : ALL FUNDS (Cluster 01 and Cluster 04)

FAR No. 1-A - Central Office

Current Year Appropriations
Supplemental Appropriations
Continuing Appropriations

X

PARTICULARS	UACS Code	APPROPRIATIONS			ALLOTMENTS					OBLIGATIONS				
		Authorized Appropriation	Adjustments	Adjusted Appropriation	Allotments received	Adjustments	Transfer To	Transfer From	Adjusted Total Allotments	1st Quarter	2nd Quarter	3rd Quarter	4th Quarter	TOTAL
1	2	3	4	5=3+4	6	7	8	9	10=6+7-8+9	11	12	13	14	15=11-14
Foreign										41,180,080,815.19				41,180,080,815.19
Domestic										71,220,771,709.33				71,220,771,709.33
Debt Interest Payment	01 1 04 110	-	-	-	-	-	-	-	-	115,976,536,243.79	-	-	-	115,976,536,243.79
Financial Expenses	50300000 00	-	-	-	-	-	-	-	-					
Interest Expenses	50301020 00									115,466,628,025.71				115,466,628,025.71
Bank Charges	50301040 00									91,427.85				91,427.85
Commitment Fees	50301050 00									15,287,189.50				15,287,189.50
Other Financial Charges	50301990 00									46,326,939.49				46,326,939.49
Loss on Guaranty	50299100 00									448,202,661.24				448,202,661.24
Net Lending	01 1 04 280	-	-	-	-	-	-	-	-	3,958,103,744.86	-	-	-	3,958,103,744.86
Loans Outlay - GOCCs	50602010 00	-	-	-	-	-	-	-	-	3,958,103,744.86				3,958,103,744.86
		1,335,581,383.00	-	1,335,581,383.00	1,335,581,383.00	-	-	-	1,335,581,383.00	233,671,073,896.17	-	-	-	233,671,073,896.17

OVERALL SUMMARY :

I. Regular Agency Fund	01	-	-	-	-	-	-	-	-	-	-	-	-	-
Agency Current Budget - RA 10924		88,026.00	-	88,026.00	88,026.00	-	-	-	88,026.00	303,800,488.52	-	-	-	303,800,488.52
Automatic Appropriations		-	-	-	-	-	-	-	-	4,130,499.50	-	-	-	4,130,499.50
Special Purpose Funds		25,206.00	-	25,206.00	25,206.00	-	-	-	25,206.00	25,205.82	-	-	-	25,205.82
Total		113,232.00	-	113,232.00	113,232.00	-	-	-	113,232.00	307,956,193.84	-	-	-	307,956,193.84
II. Special Account - Foreign Assisted Fund	04	-	-	-	-	-	-	-	-	-	-	-	-	-
Automatic Appro. - Foreign Grants (KFW)		8,470,000.00	-	8,470,000.00	8,470,000.00	-	-	-	8,470,000.00	1,228,293.62	-	-	-	1,228,293.62
Total		8,470,000.00	-	8,470,000.00	8,470,000.00	-	-	-	8,470,000.00	1,228,293.62	-	-	-	1,228,293.62
III. National Government		-	-	-	-	-	-	-	-	-	-	-	-	-
Special Purpose Funds		-	-	-	-	-	-	-	-	-	-	-	-	-
Automatic Appropriations		1,335,581,383.00	-	1,335,581,383.00	1,335,581,383.00	-	-	-	1,335,581,383.00	233,671,073,896.17	-	-	-	233,671,073,896.17
Unprogrammed Funds		-	-	-	-	-	-	-	-	-	-	-	-	-
Total		1,335,581,383.00	-	1,335,581,383.00	1,335,581,383.00	-	-	-	1,335,581,383.00	233,671,073,896.17	-	-	-	233,671,073,896.17
GRAND TOTAL		1,344,164,615.00	-	1,344,164,615.00	1,344,164,615.00	-	-	-	1,344,164,615.00	233,980,258,383.63	-	-	-	233,980,258,383.63

CY 2019 STATEMENT OF APPROPRIATIONS, ALLOTMENTS, OBLIG
As of the Quarter Ending March 31, 2019

Department : Department of Finance
Agency : BUREAU OF THE TREASURY
Operating Unit : CENTRAL OFFICE
Organization Code : 11-005-00-00000
Funding Source Code : ALL FUNDS (Cluster 01 and Cluster 04)

FAR No. 1-A - Central Office

X

Current Year Appropriations
Supplemental Appropriations
Continuing Appropriations

PARTICULARS	UACS Code	CURRENT YEAR DISBURSEMENTS					BALANCES			
		1st Quarter	2nd Quarter	3rd Quarter	4th Quarter	TOTAL	Unreleased Appropriations	Unobligated Allotments	Unpaid Obligations	
									(15-20)	(23+24)
									Due and Demandable	Not Yet Due and Demandable
1	2	16	17	18	19	20 = 16:19	21=5-10	22=10-15	23	24

A. AGENCY SPECIFIC BUDGET

A.I PROGRAM

PERSONNEL SERVICES

Salaries and Wages

Basic Salary - Civilian

Other Compensation

PERA

Representation Allowance

Transportation Allowance

Clothing/Uniform Allowance

Subsistence Allowance

Laundry Allowance

Productivity Incentive Allowance

Honoraria - Civilian

Hazard Pay - Civilian

Longevity Pay - Civilian

Overtime Pay

Mid-Year Bonus

Year-End Bonus

Cash Gift

Personnel Benefit Cont.

Pag-IBIG

PhilHEALTH

ECIP

Automatic Appro. - RLIP

Other Personnel Benefits

Pension Benefits

Retirement Gratuity

Terminal Leave Benefits

Lump-sum for S/I - Length

Lump-sum for S/I - Meritorious

Other Bonuses and Allowances

Allowance of Attorney's...

CNA Incentive

PEI

PBB

Monetization

Other Personnel Benefits

MAINTENANCE AND OTHER OPERATING EXP.

Traveling Expenses - Local

165,624,862.78	-	-	-	165,624,862.78	-	(179,271,992.52)	3,785,010.58	9,950,145.16
38,463,019.26	-	-	-	38,463,019.26	-	(38,375,562.83)	569.57	-
50101010 01	34,750,649.25			34,750,649.25	-	(34,750,649.25)	-	-
50102010 01	1,814,080.37			1,814,080.37	-	-	-	-
50102020 00	741,875.00			741,875.00	-	(1,814,080.37)	-	-
50102030 01	495,875.00			495,875.00	-	(741,875.00)	-	-
50102040 01					-	(495,875.00)	-	-
50102050 03					-	-	-	-
50102060 04					-	-	-	-
50102080 01					-	-	-	-
50102100 01					-	-	-	-
50102110 02					-	-	-	-
50102120 01					-	-	-	-
50102130 01					-	-	-	-
50102990 36					-	-	-	-
50102140 01					-	-	-	-
50102150 01					-	-	-	-
50103020 01	91,800.00			91,800.00	-	(91,800.00)	-	-
50103030 01	383,914.42			383,914.42	-	(384,483.99)	569.57	-
50103040 01	91,800.00			91,800.00	-	(91,800.00)	-	-
50103010 00					-	-	-	-
50104010 01					-	-	-	-
50104020 01					-	-	-	-
50104030 01	88,025.22			88,025.22	-	0.78	-	-
50104990 10	5,000.00			5,000.00	-	(5,000.00)	-	-
50104990 11					-	-	-	-
50102990 03					-	-	-	-
50102990 11					-	-	-	-
50102990 12					-	-	-	-
50102990 14					-	-	-	-
50104990 99					-	-	-	-
50104990 99					-	-	-	-
36,468,514.52	-	-	-	36,468,514.52	-	(48,852,330.69)	2,982,371.01	9,401,445.16
50201010 00	614,154.22			614,154.22	-	(619,557.72)	5,403.50	-

CY 2019 STATEMENT OF APPROPRIATIONS, ALLOTMENTS, OBLIG
As of the Quarter Ending March 31, 2019

Department : Department of Finance
Agency : BUREAU OF THE TREASURY
Operating Unit : CENTRAL OFFICE
Organization Code : 11-005-00-00000
Funding Source Code : ALL FUNDS (Cluster 01 and Cluster 04)

FAR No. 1-A - Central Office

X

Current Year Appropriations
Supplemental Appropriations
Continuing Appropriations

PARTICULARS	UACS Code	CURRENT YEAR DISBURSEMENTS					BALANCES			
		1st Quarter	2nd Quarter	3rd Quarter	4th Quarter	TOTAL	Unreleased Appropriations	Unobligated Allotments	Unpaid Obligations	
									(15-20)	(23+24)
									Due and Demandable	Not Yet Due and Demandable
1	2	16	17	18	19	20 = 16:19	21=5-10	22=10-15	23	24
Traveling Expenses - Foreign	50201020 00	1,472,850.49				1,472,850.49	-	(1,671,373.02)	198,522.53	
Training Expenses	50202010 02	556,614.35				556,614.35	-	(556,614.35)	-	
Scholarship Grants	50202020 00					-	-	-	-	
Office Supplies Expenses	50203010 02	1,317,986.42				1,317,986.42	-	(2,218,181.42)	181,800.00	718,395.00
Accountable Forms Expenses	50203020 00	75,000.00				75,000.00	-	(75,000.00)	-	
Drugs and Medicines	50203070 00	750.00				750.00	-	(137,481.25)	-	136,731.25
Fuel, Oil and Lubricants Expenses	50203090 00	179,222.69				179,222.69	-	(218,062.85)	38,840.16	
Other Office Supplies	50203990 00	645,818.45				645,818.45	-	(1,036,815.45)	135,348.00	255,649.00
Water Expenses	50204010 00	393,104.40				393,104.40	-	(906,138.20)	111,118.80	401,915.00
Electricity Expenses	50204020 00	6,958,087.68				6,958,087.68	-	(7,739,849.02)	781,761.34	
Postage and Courier Services	50205010 00	120,579.00				120,579.00	-	(120,579.00)	-	
Telephone - Mobile	50205020 01	553,399.90				553,399.90	-	(581,383.90)	-	27,984.00
Telephone - Landline	50205020 02	302,936.82				302,936.82	-	(302,936.82)	0.00	
Internet Subscription Expenses	50205030 00	163,968.00				163,968.00	-	(1,692,568.00)	52,864.00	1,475,736.00
Cable, Satellite, Telegraph	50205040 00	12,100.00				12,100.00	-	(12,100.00)	-	
Awards/Rewards Expenses	50206010 00					-	-	-	-	
Extraordinary and Miscellaneous	50210030 00	316,200.00				316,200.00	-	(316,200.00)	-	
Prof - Legal Services	50211010 00	1,323.35				1,323.35	-	(1,323.35)	-	
Prof - Consultancy Services	50211030 02					-	-	(450,000.00)	-	450,000.00
Prof - Other Professional Services	50211990 00	6,649,166.05				6,649,166.05	-	(6,806,453.73)	487.68	156,800.00
General Services - Janitorial	50212020 00	146,163.09				146,163.09	-	(146,163.09)	-	
General Services - Security	50212030 00					-	-	-	-	
General Services - Other GS	50212990 99	1,965.00				1,965.00	-	(1,965.00)	-	
RM - Land Improvements - Others	50213020 99					-	-	-	-	
RM - Buildings and Others	50213040 01	2,898,625.80				2,898,625.80	-	(7,540,966.84)	403,700.00	4,238,641.04
RM - Office Equipment	50213050 02					-	-	-	-	
RM - ICT Equipment	50213050 03	9,521,372.44				9,521,372.44	-	(10,870,847.44)	977,175.00	372,300.00
RM - Transportation - MV	50213060 01	30,425.23				30,425.23	-	(80,125.10)	-	49,699.87
RM - Furniture and Fixtures	50213070 00					-	-	(46,000.00)	-	46,000.00
Taxes, Duties and Licenses	50215010 01	2,709.06				2,709.06	-	(2,709.06)	-	
Fidelity Bond Premiums	50215020 00	845,091.00				845,091.00	-	(854,091.00)	9,000.00	
Insurance Expenses	50215030 00	72,173.63				72,173.63	-	(72,173.63)	-	
Other MOOE:						-	-	-	-	
Advertising Expenses	50299010 00					-	-	-	-	
Printing and Publication Exp.	50299020 00	148,113.50				148,113.50	-	(448,113.50)	-	300,000.00
Representation Expenses	50299030 00	282,992.70				282,992.70	-	(282,992.70)	-	
Transportation and Delivery Exp.	50299040 00					-	-	(170,500.00)	-	170,500.00
Rents - Buildings and Structure	50299050 01	1,337,472.00				1,337,472.00	-	(1,337,472.00)	-	
Rents - Equipment	50299050 04	1,680.00				1,680.00	-	(519,780.00)	86,350.00	431,750.00
Membership Dues	50299060 00					-	-	-	-	
Subscription Expenses	50299070 99	627,772.80				627,772.80	-	(797,116.80)	-	169,344.00

CY 2019 STATEMENT OF APPROPRIATIONS, ALLOTMENTS, OBLIGATIONS
As of the Quarter Ending March 31, 2019

Department : Department of Finance
Agency : BUREAU OF THE TREASURY
Operating Unit : CENTRAL OFFICE
Organization Code : 11-005-00-00000
Funding Source Code : ALL FUNDS (Cluster 01 and Cluster 04)

FAR No. 1-A - Central Office

X

Current Year Appropriations
Supplemental Appropriations
Continuing Appropriations

PARTICULARS	UACS Code	CURRENT YEAR DISBURSEMENTS					BALANCES			
		1st Quarter	2nd Quarter	3rd Quarter	4th Quarter	TOTAL	Unreleased Appropriations	Unobligated Allotments	Unpaid Obligations	
									(15-20)	(23+24)
									Due and Demandable	Not Yet Due and Demandable
1	2	16	17	18	19	20 = 16+19	21=5-10	22=10-15	23	24
Other MOOE	50299990 99	218,696.45				218,696.45	-	(218,696.45)	-	
CAPITAL OUTLAY		90,693,329.00	-	-	-	90,693,329.00	-	(92,044,099.00)	802,070.00	548,700.00
Investment in GOCC	50601010 01	88,212,930.00				88,212,930.00	-	(88,302,500.00)	89,570.00	
Buildings	50604040 01					-	-	-	-	
Other Structures	50604040 99					-	-	-	-	
Machinery	50604050 01					-	-	-	-	
Office Equipment	50604050 02	34,595.00				34,595.00	-	(65,795.00)	-	31,200.00
ICT Equipment	50604050 03	2,445,804.00				2,445,804.00	-	(3,675,804.00)	712,500.00	517,500.00
Transportation Equipment - MV	50604060 01					-	-	-	-	
Furniture and Fixtures	50604070 01					-	-	-	-	
Books Outlay	50604070 02					-	-	-	-	
A.II. PROJECTS - LOCALLY FUNDED (TSA)		102,538,560.00	-	-	-	102,538,560.00	-	(124,440,470.00)	21,901,910.00	-
MAINTENANCE AND OTHER OPERATING EXP.		-	-	-	-	-	-	-	-	-
Traveling Expenses - Local	50201010 00					-	-	-	-	-
Traveling Expenses - Foreign	50201020 00					-	-	-	-	-
Training Expenses	50202010 02					-	-	-	-	-
Scholarship Grants	50202020 00					-	-	-	-	-
Office Supplies Expenses	50203010 02					-	-	-	-	-
Accountable Forms Expenses	50203020 00					-	-	-	-	-
Drugs and Medicines	50203070 00					-	-	-	-	-
Fuel, Oil and Lubricants Expenses	50203090 00					-	-	-	-	-
Other Office Supplies	50203990 00					-	-	-	-	-
Water Expenses	50204010 00					-	-	-	-	-
Electricity Expenses	50204020 00					-	-	-	-	-
Postage and Courier Services	50205010 00					-	-	-	-	-
Telephone - Mobile	50205020 01					-	-	-	-	-
Telephone - Landline	50205020 02					-	-	-	-	-
Internet Subscription Expenses	50205030 00					-	-	-	-	-
Cable, Satellite, Telegraph	50205040 00					-	-	-	-	-
Awards/Rewards Expenses	50206010 00					-	-	-	-	-
Extraordinary and Miscellaneous	50210030 00					-	-	-	-	-
Prof - Legal Services	50211010 00					-	-	-	-	-
Prof - Consultancy Services	50211030 02					-	-	-	-	-
Prof - Other Professional Services	50211990 00					-	-	-	-	-
General Services - Janitorial	50212020 00					-	-	-	-	-
General Services - Security	50212030 00					-	-	-	-	-
General Services - Other GS	50212990 99					-	-	-	-	-
RM - Land Improvements - Others	50213020 99					-	-	-	-	-
RM - Buildings and Others	50213040 01					-	-	-	-	-

CY 2019 STATEMENT OF APPROPRIATIONS, ALLOTMENTS, OBLIGATIONS
As of the Quarter Ending March 31, 2019

Department : Department of Finance
Agency : BUREAU OF THE TREASURY
Operating Unit : CENTRAL OFFICE
Organization Code : 11-005-00-00000
Funding Source Code : ALL FUNDS (Cluster 01 and Cluster 04)

FAR No. 1-A - Central Office

X

Current Year Appropriations
Supplemental Appropriations
Continuing Appropriations

PARTICULARS	UACS Code	CURRENT YEAR DISBURSEMENTS					BALANCES			
		1st Quarter	2nd Quarter	3rd Quarter	4th Quarter	TOTAL	Unreleased Appropriations	Unobligated Allotments	Unpaid Obligations	
									(15-20)	(23+24)
									Due and Demandable	Not Yet Due and Demandable
1	2	16	17	18	19	20 = 16:19	21=5-10	22=10-15	23	24
RM - Office Equipment	50213050 02					-	-	-	-	-
RM - ICT Equipment	50213050 03					-	-	-	-	-
RM - Transportation - MV	50213060 01					-	-	-	-	-
RM - Furniture and Fixtures	50213070 00					-	-	-	-	-
Taxes, Duties and Licenses	50215010 01					-	-	-	-	-
Fidelity Bond Premiums	50215020 00					-	-	-	-	-
Insurance Expenses	50215030 00					-	-	-	-	-
Other MOOE:						-	-	-	-	-
Advertising Expenses	50299010 00					-	-	-	-	-
Printing and Publication Exp.	50299020 00					-	-	-	-	-
Representation Expenses	50299030 00					-	-	-	-	-
Transportation and Delivery Exp.	50299040 00					-	-	-	-	-
Rents - Buildings and Structure	50299050 01					-	-	-	-	-
Rents - Equipment	50299050 04					-	-	-	-	-
Membership Dues	50299060 00					-	-	-	-	-
Subscription Expenses	50299070 99					-	-	-	-	-
Other MOOE	50299990 99					-	-	-	-	-
FINANCIAL EXPENSES		102,538,560.00	-	-	-	102,538,560.00	-	(124,440,470.00)	21,901,910.00	-
Interest Expenses	50301020 03					-	-	-	-	-
Bank Charges	50301040 00	102,538,560.00				102,538,560.00	-	(124,440,470.00)	21,901,910.00	
TOTAL, AGENCY SPECIFIC BUDGET		268,163,422.78	-	-	-	268,163,422.78	-	(303,712,462.52)	25,686,920.58	9,950,145.16
B. AUTOMATIC APPROPRIATIONS	01104102									
Retirement and Life Insurance Premium (RLIP)		4,130,499.50	-	-	-	4,130,499.50	-	(4,130,499.50)	-	-
PS - RLIP - Regular		4,130,499.50				4,130,499.50	-	(4,130,499.50)	-	
TOTAL, AUTOMATIC APPROPRIATIONS		4,130,499.50	-	-	-	4,130,499.50	-	(4,130,499.50)	-	-
C. SPECIAL PURPOSE FUNDS										
Personnel Services		25,205.82	-	-	-	25,205.82	-	0.18	-	-
Miscellaneous and Personnel Benefits Fund	01101406	-	-	-	-	-	-	-	-	-
Salary Deficiency						-	-	-	-	-
Performance Based Bonus						-	-	-	-	-
Pension and Gratuity Fund	01101407	25,205.82	-	-	-	25,205.82	-	0.18	-	-
Retirement Gratuity						-	-	-	-	-
Terminal Leave		25,205.82				25,205.82	-	0.18	-	-
Monetization of Leave Credits						-	-	-	-	-
TOTAL, SPECIAL PURPOSE FUNDS		25,205.82	-	-	-	25,205.82	-	0.18	-	-

CY 2019 STATEMENT OF APPROPRIATIONS, ALLOTMENTS, OBLIC
As of the Quarter Ending March 31, 2019

Department : Department of Finance
Agency : BUREAU OF THE TREASURY
Operating Unit : CENTRAL OFFICE
Organization Code : 11-005-00-00000
Funding Source Code : ALL FUNDS (Cluster 01 and Cluster 04)

X

FAR No. 1-A - Central Office

Current Year Appropriations
Supplemental Appropriations
Continuing Appropriations

PARTICULARS	UACS Code	CURRENT YEAR DISBURSEMENTS					BALANCES			
		1st Quarter	2nd Quarter	3rd Quarter	4th Quarter	TOTAL	Unreleased Appropriations	Unobligated Allotments	Unpaid Obligations	
									(15-20)	(23+24)
									Due and Demandable	Not Yet Due and Demandable
1	2	16	17	18	19	20 = 16:19	21=5-10	22=10-15	23	24

GRAND TOTAL, AGENCY REGULAR BUDGET	272,319,128.10	-	-	-	272,319,128.10	-	(307,842,961.84)	25,686,920.58	9,950,145.16
------------------------------------	----------------	---	---	---	----------------	---	------------------	---------------	--------------

D. SPECIAL ACCOUNT - FOREIGN ASSISTED FUNI 04

Auto. Appro. - Foreign Grants Fund_Germany 04 1 04 161
MFO I : Cash Management_(AMS)
KfW-IDF assisted BTr Capacity Devt. Support
Maintenance and Other Operating Expenses (MOOE)
Traveling Expenses -Local 50201010 00
Traveling Expenses - Foreign 50201020 00
Training Expenses 50202010 02
Extraordinary and Miscellaneous 50210030 00
Prof. - Consultancy Services 50211030 00
Subscription Expenses 50299070 99
Membership Dues 50299060 00

								3,470,000.00	-	
								-	-	
								-	-	
		409,792.70				409,792.70		(409,792.70)	-	
								-	-	
								-	-	
								(818,500.92)	818,500.92	
								-	-	
		409,792.70	-	-	-	409,792.70	-	2,241,706.38	818,500.92	-

MFO I : Cash Management_(AMS)
KfW-IDF assisted BTr Capacity Devt. Support
Capital Outlay
ICT Equipment 50604050 03

								5,000,000.00	-	
								-	-	
								5,000,000.00	-	-

TOTAL, SPECIAL PURPOSE FUNDS	409,792.70	-	-	-	409,792.70	-	7,241,706.38	818,500.92	-
------------------------------	------------	---	---	---	------------	---	--------------	------------	---

E. NATIONAL GOVERNMENT

Special Purpose Funds
MOOE
International Commitment Funds (ICF)

Automatic Appropriation
Customs, Duties and Taxes 01 1 04 105
MOOE 50200000 00
Documentary Stamp Taxes 50215010 01

		1,335,581,383.00	-	-	-	1,335,581,383.00	-	-	-	-
		1,335,581,383.00				1,335,581,383.00	-	-	-	-

Debt Principal Amortization 01 1 04 109
Loans Outlay - Others 50602990 00

		112,400,852,524.52	-	-	-	112,400,852,524.52	-	(112,400,852,524.52)	-	-
--	--	--------------------	---	---	---	--------------------	---	----------------------	---	---

CY 2019 STATEMENT OF APPROPRIATIONS, ALLOTMENTS, OBLIG
As of the Quarter Ending March 31, 2019

Department : Department of Finance
Agency : BUREAU OF THE TREASURY
Operating Unit : CENTRAL OFFICE
Organization Code : 11-005-00-00000
Funding Source Code : ALL FUNDS (Cluster 01 and Cluster 04)

COMMISSION ON AUDIT
BUREAU OF THE TREASURY

RECEIVED

FAR No. 1-A - Central Office
BY: Frederick Justin P. Caltchalian

Current Year Appropriations
Supplemental Appropriations
Continuing Appropriations

X

DATE: APR 30 2019 TIME: 3:25 PM

PARTICULARS	UACS Code	CURRENT YEAR DISBURSEMENTS					BALANCES			
		1st Quarter	2nd Quarter	3rd Quarter	4th Quarter	TOTAL	Unreleased Appropriations	Unobligated Allotments	Unpaid Obligations	
									(15-20)	(23+24)
									Due and Demandable	Not Yet Due and Demandable
1	2	16	17	18	19	20 = 16:19	21=5-10	22=10-15	23	24
Foreign		41,180,080,815.19				41,180,080,815.19	-	(41,180,080,815.19)	-	-
Domestic		71,220,771,709.33				71,220,771,709.33	-	(71,220,771,709.33)	-	-
Debt Interest Payment	01 1 04 110	115,976,536,243.79	-	-	-	115,976,536,243.79	-	(115,976,536,243.79)	-	-
Financial Expenses	50300000 00									
Interest Expenses	50301020 00	115,466,628,025.71				115,466,628,025.71	-	(115,466,628,025.71)	-	-
Bank Charges	50301040 00	91,427.85				91,427.85	-	(91,427.85)	-	-
Commitment Fees	50301050 00	15,287,189.50				15,287,189.50	-	(15,287,189.50)	-	-
Other Financial Charges	50301990 00	46,326,939.49				46,326,939.49	-	(46,326,939.49)	-	-
Loss on Guaranty	50299100 00	448,202,661.24				448,202,661.24	-	(448,202,661.24)	-	-
Net Lending	01 1 04 280	3,958,103,744.86	-	-	-	3,958,103,744.86	-	(3,958,103,744.86)	-	-
Loans Outlay - GOCCs	50602010 00	3,958,103,744.86				3,958,103,744.86	-	(3,958,103,744.86)	-	-
		233,671,073,896.17	-	-	-	233,671,073,896.17	-	(232,335,492,513.17)	-	-

OVERALL SUMMARY :

I. Regular Agency Fund	01									
Agency Current Budget - RA 10924		268,163,422.78	-	-	-	268,163,422.78	-	(303,712,462.52)	25,686,920.58	9,950,145.16
Automatic Appropriations		4,130,499.50	-	-	-	4,130,499.50	-	(4,130,499.50)	-	-
Special Purpose Funds		25,205.82	-	-	-	25,205.82	-	0.18	-	-
Total		272,319,128.10	-	-	-	272,319,128.10	-	(307,842,961.84)	25,686,920.58	9,950,145.16
II. Special Account - Foreign Assisted Fund	04									
Automatic Appr. - Foreign Grants (KFW)		409,792.70	-	-	-	409,792.70	-	7,241,706.38	818,500.92	-
Total		409,792.70	-	-	-	409,792.70	-	7,241,706.38	818,500.92	-
III. National Government										
Special Purpose Funds										
Automatic Appropriations		233,671,073,896.17	-	-	-	233,671,073,896.17	-	(232,335,492,513.17)	-	-
Unprogrammed Funds										
Total		233,671,073,896.17	-	-	-	233,671,073,896.17	-	(232,335,492,513.17)	-	-
GRAND TOTAL		233,943,802,816.97	-	-	-	233,943,802,816.97	-	(232,636,093,768.63)	26,505,421.50	9,950,145.16

Certified Correct:

SALVACION C. RIOS
Chief, Bureau Budget Division

REYNALDO Z. DELLOS SANTOS
OIC, Bureau Accounting Division

GLORIA M. ANTANZO
OIC, National Gov't Debt Accounting Division

Recommended by:

MARITES B. MASARAP
Director III, Accounting Service

Approved by:

SHARON P. ALMANZA
Deputy Treasurer of the Philippines

CY 2019 STATEMENT OF APPROPRIATIONS, ALLOTMENTS, OBLIGATIONS, DISBURSEMENTS AND BALANCES
As of the Quarter Ending March 31, 2019

Department : Department of Finance
Agency : BUREAU OF THE TREASURY
Operating Unit : CONSOLIDATED
Organization Code : 11-005-00-0000
Funding Source Code : ALL FUNDS_Cluster 01 (REGULAR AGENCY FUND) and Cluster 04 (SPECIAL ACCOUNT - FOREIGN GRANTS)

FAR No. 1 - Consolidated

X
X

Current Year Appropriations
Supplemental Appropriations
Continuing Appropriations

PARTICULARS	UACS Code	APPROPRIATIONS			ALLOTMENTS					CURRENT YEAR OBLIGATIONS				
		Authorized Appropriation	Adjustments	Adjusted Appropriation	Allotments received	Adjustments	Transfer To	Transfer From	Adjusted Total Allotments	1st Quarter	2nd Quarter	3rd Quarter	4th Quarter	TOTAL
1	2	3	4	5=3+4	6	7	8	9	10=6+7-8+9	11	12	13	14	15=11:14
A. AGENCY SPECIFIC BUDGET														
A.I Program														
General Administration and Support														
General Administration and Supervision		88,026.00	-	88,026.00	88,026.00	-	-	-	88,026.00	27,759,694.09	-	-	-	27,759,694.09
Central Office	100000100001000	-	-	-	-	-	-	-	-	27,671,668.87	-	-	-	27,671,668.87
PS		-	-	-	-	-	-	-	-	9,708,243.58	-	-	-	9,708,243.58
MOOE		-	-	-	-	-	-	-	-	17,897,630.29	-	-	-	17,897,630.29
FINEX		-	-	-	-	-	-	-	-	-	-	-	-	-
CO		-	-	-	-	-	-	-	-	65,795.00	-	-	-	65,795.00
Administration of Personnel Benefits	100000100002000	88,026.00	-	88,026.00	88,026.00	-	-	-	88,026.00	88,025.22	-	-	-	88,025.22
PS		88,026.00	-	88,026.00	88,026.00	-	-	-	88,026.00	88,025.22	-	-	-	88,025.22
MOOE		-	-	-	-	-	-	-	-	-	-	-	-	-
FINEX		-	-	-	-	-	-	-	-	-	-	-	-	-
CO		-	-	-	-	-	-	-	-	-	-	-	-	-
Support To Operation		-	-	-	-	-	-	-	-	31,260,363.29	-	-	-	31,260,363.29
Provision of legal services including the conduct of research and investigation	200000100001000	-	-	-	-	-	-	-	-	5,048,006.60	-	-	-	5,048,006.60
PS		-	-	-	-	-	-	-	-	2,273,342.13	-	-	-	2,273,342.13
MOOE		-	-	-	-	-	-	-	-	2,774,664.47	-	-	-	2,774,664.47
FINEX		-	-	-	-	-	-	-	-	-	-	-	-	-
CO		-	-	-	-	-	-	-	-	-	-	-	-	-
Information system and IT support services	200000100002000	-	-	-	-	-	-	-	-	20,574,039.37	-	-	-	20,574,039.37
PS		-	-	-	-	-	-	-	-	2,301,101.00	-	-	-	2,301,101.00
MOOE		-	-	-	-	-	-	-	-	14,597,134.37	-	-	-	14,597,134.37
FINEX		-	-	-	-	-	-	-	-	-	-	-	-	-
CO		-	-	-	-	-	-	-	-	3,675,804.00	-	-	-	3,675,804.00
Research and technical support services	200000100003000	-	-	-	-	-	-	-	-	5,638,317.32	-	-	-	5,638,317.32
PS		-	-	-	-	-	-	-	-	3,920,006.00	-	-	-	3,920,006.00
MOOE		-	-	-	-	-	-	-	-	1,718,311.32	-	-	-	1,718,311.32
FINEX		-	-	-	-	-	-	-	-	-	-	-	-	-
CO		-	-	-	-	-	-	-	-	-	-	-	-	-
Operation		-	-	-	-	-	-	-	-	312,493,979.01	-	-	-	312,493,979.01
OO : Efficiency in cash management improved		-	-	-	-	-	-	-	-	225,144,789.12	-	-	-	225,144,789.12
Program I : Financial Asset Management Program		-	-	-	-	-	-	-	-	-	-	-	-	-
Cash management funding and investment of excess fu	310100100001000	-	-	-	-	-	-	-	-	100,704,319.12	-	-	-	100,704,319.12
PS		-	-	-	-	-	-	-	-	6,167,626.36	-	-	-	6,167,626.36
MOOE		-	-	-	-	-	-	-	-	6,234,192.76	-	-	-	6,234,192.76
FINEX		-	-	-	-	-	-	-	-	-	-	-	-	-
CO		-	-	-	-	-	-	-	-	88,302,500.00	-	-	-	88,302,500.00
Comprehensive and adequate insurance protection of Strategically Important Government Asset	310100100002000	-	-	-	-	-	-	-	-	-	-	-	-	-
PS		-	-	-	-	-	-	-	-	-	-	-	-	-
MOOE		-	-	-	-	-	-	-	-	-	-	-	-	-
FINEX		-	-	-	-	-	-	-	-	-	-	-	-	-

CY 2019 STATEMENT OF APPROPRIATIONS, ALLOTMENTS, OBLIGATIONS, DISBURSEMENTS AND BALANCES
As of the Quarter Ending March 31, 2019

Department : Department of Finance
Agency : BUREAU OF THE TREASURY
Operating Unit : CONSOLIDATED
Organization Code : 11-005-00-00000
Funding Source Code : ALL FUNDS_Cluster 01 (REGULAR AGENCY FUND) and Cluster 04 (SPECIAL ACCOUNT - FOREIGN GRANTS)

FAR No. 1 - Consolidated

X
X

Current Year Appropriations
Supplemental Appropriations
Continuing Appropriations

PARTICULARS	UACS Code	APPROPRIATIONS			ALLOTMENTS					CURRENT YEAR OBLIGATIONS				
		Authorized Appropriation	Adjustments	Adjusted Appropriation	Allotments received	Adjustments	Transfer To	Transfer From	Adjusted Total Allotments	1st Quarter	2nd Quarter	3rd Quarter	4th Quarter	TOTAL
1	2	3	4	5=3+4	6	7	8	9	10=6+7-8+9	11	12	13	14	15=11+14
CO			-	-	-	-			-					-
Development of Treasury Single Account (TSA)	310100200001000	-	-	-	-	-	-	-	-	124,440,470.00	-	-	-	124,440,470.00
PS			-	-	-	-			-					-
MOOE			-	-	-	-			-					-
FINEX			-	-	-	-			-	124,440,470.00				124,440,470.00
CO			-	-	-	-			-					-
OO : Efficiency in debt management achieved														
Program II : Debt and Risk Management Program		-	-	-	-	-	-	-	-	9,606,668.91	-	-	-	9,606,668.91
Securities origination	320100100001000	-	-	-	-	-	-	-	-	3,626,178.63	-	-	-	3,626,178.63
PS			-	-	-	-			-	1,900,683.00				1,900,683.00
MOOE			-	-	-	-			-	1,725,495.63				1,725,495.63
FINEX			-	-	-	-			-					-
CO			-	-	-	-			-					-
Debt monitoring and servicing	320100100002000	-	-	-	-	-	-	-	-	2,788,214.55	-	-	-	2,788,214.55
PS			-	-	-	-			-	2,237,814.55				2,237,814.55
MOOE			-	-	-	-			-	550,400.00				550,400.00
FINEX			-	-	-	-			-					-
CO			-	-	-	-			-					-
Risk management	320100100003000	-	-	-	-	-	-	-	-	3,192,275.73	-	-	-	3,192,275.73
PS			-	-	-	-			-	1,711,606.00				1,711,606.00
MOOE			-	-	-	-			-	1,480,669.73				1,480,669.73
FINEX			-	-	-	-			-					-
CO			-	-	-	-			-					-
OO : Efficiency in accounting of NG financial transactions enhanced														
Program III : NG Accounting Program		-	-	-	-	-	-	-	-	77,742,520.98	-	-	-	77,742,520.98
Recording of NG financial transactions	330100100001000	-	-	-	-	-	-	-	-	7,532,092.11	-	-	-	7,532,092.11
PS			-	-	-	-			-	6,229,259.99				6,229,259.99
MOOE			-	-	-	-			-	1,302,832.12				1,302,832.12
FINEX			-	-	-	-			-					-
CO			-	-	-	-			-					-
Reconciliation of NGAs books of accounts	330100100002000	-	-	-	-	-	-	-	-	2,496,881.00	-	-	-	2,496,881.00
PS			-	-	-	-			-	1,925,881.00				1,925,881.00
MOOE			-	-	-	-			-	571,000.00				571,000.00
FINEX			-	-	-	-			-					-
CO			-	-	-	-			-					-
Release of Allotment to Local Government Units	330100100003000	-	-	-	-	-	-	-	-	67,713,547.87	-	-	-	67,713,547.87
PS			-	-	-	-			-	49,371,085.70				49,371,085.70
MOOE			-	-	-	-			-	18,342,462.17				18,342,462.17
FINEX			-	-	-	-			-					-
CO			-	-	-	-			-					-
Sub-Total, Agency Specific Budget		88,026.00	-	88,026.00	88,026.00	-	-	-	88,026.00	371,514,036.39	-	-	-	371,514,036.39
PS		88,026.00	-	88,026.00	88,026.00	-	-	-	88,026.00	87,834,674.53	-	-	-	87,834,674.53

CY 2019 STATEMENT OF APPROPRIATIONS, ALLOTMENTS, OBLIGATIONS, DISBURSEMENTS AND BALANCES
As of the Quarter Ending March 31, 2019

Department : Department of Finance
Agency : BUREAU OF THE TREASURY
Operating Unit : CONSOLIDATED
Organization Code : 11-005-00-0000
Funding Source Code : ALL FUNDS_Cluster 01 (REGULAR AGENCY FUND) and Cluster 04 (SPECIAL ACCOUNT - FOREIGN GRANTS)

FAR No. 1 - Consolidated

X
X

Current Year Appropriations
Supplemental Appropriations
Continuing Appropriations

PARTICULARS	UACS Code	APPROPRIATIONS			ALLOTMENTS					CURRENT YEAR OBLIGATIONS				
		Authorized Appropriation	Adjustments	Adjusted Appropriation	Allotments received	Adjustments	Transfer To	Transfer From	Adjusted Total Allotments	1st Quarter	2nd Quarter	3rd Quarter	4th Quarter	TOTAL
1	2	3	4	5=3+4	6	7	8	9	10=6+7-8+9	11	12	13	14	15=11-14
MOOE		-	-	-	-	-	-	-	-	67,194,792.86	-	-	-	67,194,792.86
FINEX		-	-	-	-	-	-	-	-	124,440,470.00	-	-	-	124,440,470.00
CO		-	-	-	-	-	-	-	-	92,044,099.00	-	-	-	92,044,099.00
B. AUTOMATIC APPROPRIATIONS														
Retirement and Life Insurance Premium (RLIP)	01104102	-	-	-	-	-	-	-	-	9,345,263.72	-	-	-	9,345,263.72
PS - RLIP - Regular		-	-	-	-	-	-	-	-	9,345,263.72	-	-	-	9,345,263.72
GAS - OTOP	100000100001000	-	-	-	-	-	-	-	-	409,500.00	-	-	-	409,500.00
GAS - IAD	100000100001000	-	-	-	-	-	-	-	-	193,200.00	-	-	-	193,200.00
GAS - ADMIN	100000100001000	-	-	-	-	-	-	-	-	537,000.00	-	-	-	537,000.00
GAS - CENTRAL (BENEFITS)	100000100002000	-	-	-	-	-	-	-	-	301,500.00	-	-	-	301,500.00
STO - LEGAL	200000100001000	-	-	-	-	-	-	-	-	284,400.00	-	-	-	284,400.00
STO - MISS	200000100002000	-	-	-	-	-	-	-	-	525,000.00	-	-	-	525,000.00
STO - RESEARCH	200000100003000	-	-	-	-	-	-	-	-	750,000.00	-	-	-	750,000.00
PROGRAM I - AMS	310100100001000	-	-	-	-	-	-	-	-	-	-	-	-	-
PROGRAM I - ARD	310100100002000	-	-	-	-	-	-	-	-	202,500.00	-	-	-	202,500.00
PROGRAM I - LFP TSA	310100200001000	-	-	-	-	-	-	-	-	318,750.00	-	-	-	318,750.00
PROGRAM II - SOD/SSRD	320100100001000	-	-	-	-	-	-	-	-	150,300.00	-	-	-	150,300.00
PROGRAM II - DMAD/PD	320100100002000	-	-	-	-	-	-	-	-	310,349.50	-	-	-	310,349.50
PROGRAM II - LMS	320100100003000	-	-	-	-	-	-	-	-	148,000.00	-	-	-	148,000.00
PROGRAM III - ACCTG	330100100001000	-	-	-	-	-	-	-	-	5,214,764.22	-	-	-	5,214,764.22
PROGRAM III - BRAD	330100100002000	-	-	-	-	-	-	-	-	-	-	-	-	-
PROGRAM III - REGION	330100100003000	-	-	-	-	-	-	-	-	-	-	-	-	-
Sub-Total, Automatic Appropriation		-	-	-	-	-	-	-	-	9,345,263.72	-	-	-	9,345,263.72
PS		-	-	-	-	-	-	-	-	9,345,263.72	-	-	-	9,345,263.72
C. SPECIAL PURPOSE FUNDS														
PS - Miscellaneous Personnel Benefits Fund (MPBF)	01101406	-	-	-	-	-	-	-	-	-	-	-	-	-
Salary (PS Deficiency)		-	-	-	-	-	-	-	-	-	-	-	-	-
GAS - ADMIN		-	-	-	-	-	-	-	-	-	-	-	-	-
Performance Based Bonus		-	-	-	-	-	-	-	-	-	-	-	-	-
GAS - ADMIN		-	-	-	-	-	-	-	-	-	-	-	-	-
PS - Pension and Gratuity Fund (PGF)	01101407	25,206.00	-	25,206.00	25,206.00	-	-	-	25,206.00	25,205.82	-	-	-	25,205.82
Retirement Gratuity (RG) and Terminal Leave (TL)		-	-	-	-	-	-	-	-	-	-	-	-	-
GAS - ADMIN		25,206.00	-	25,206.00	25,206.00	-	-	-	25,206.00	25,205.82	-	-	-	25,205.82
Sub-Total, Special Purpose Funds		25,206.00	-	25,206.00	25,206.00	-	-	-	25,206.00	25,205.82	-	-	-	25,205.82
PS		25,206.00	-	25,206.00	25,206.00	-	-	-	25,206.00	25,205.82	-	-	-	25,205.82
MOOE		-	-	-	-	-	-	-	-	-	-	-	-	-
CO		-	-	-	-	-	-	-	-	-	-	-	-	-
TOTAL, REGULAR AGENCY FUND		113,232.00	-	113,232.00	113,232.00	-	-	-	113,232.00	380,884,505.93	-	-	-	380,884,505.93
PS		113,232.00	-	113,232.00	113,232.00	-	-	-	113,232.00	97,205,144.07	-	-	-	97,205,144.07
MOOE		-	-	-	-	-	-	-	-	67,194,792.86	-	-	-	67,194,792.86
FINEX		-	-	-	-	-	-	-	-	124,440,470.00	-	-	-	124,440,470.00
CO		-	-	-	-	-	-	-	-	92,044,099.00	-	-	-	92,044,099.00
RECAPITULATION BY MFO:														
PROGRAM I		-	-	-	-	-	-	-	-	6,167,626.36	-	-	-	6,167,626.36
PS		-	-	-	-	-	-	-	-	-	-	-	-	-

CY 2019 STATEMENT OF APPROPRIATIONS, ALLOTMENTS, OBLIGATIONS, DISBURSEMENTS AND BALANCES
As of the Quarter Ending March 31, 2019

Department : Department of Finance
Agency : BUREAU OF THE TREASURY
Operating Unit : CONSOLIDATED
Organization Code : 11-005-00-00000
Funding Source Code : ALL FUNDS_Cluster 01 (REGULAR AGENCY FUND) and Cluster 04 (SPECIAL ACCOUNT - FOREIGN GRANTS)

FAR No. 1 - Consolidated

X
X

Current Year Appropriations
Supplemental Appropriations
Continuing Appropriations

PARTICULARS	UACS Code	APPROPRIATIONS			ALLOTMENTS					CURRENT YEAR OBLIGATIONS				
		Authorized Appropriation	Adjustments	Adjusted Appropriation	Allotments received	Adjustments	Transfer To	Transfer From	Adjusted Total Allotments	1st Quarter	2nd Quarter	3rd Quarter	4th Quarter	TOTAL
1	2	3	4	5=3+4	6	7	8	9	10=6+7-8+9	11	12	13	14	15=11-14
MOOE		-	-	-	-	-	-	-	-	6,234,192.76	-	-	-	6,234,192.76
FINEX		-	-	-	-	-	-	-	-	124,440,470.00	-	-	-	124,440,470.00
CO		-	-	-	-	-	-	-	-	88,302,500.00	-	-	-	88,302,500.00
PROGRAM II		-	-	-	-	-	-	-	-	225,144,769.12	-	-	-	225,144,769.12
PS		-	-	-	-	-	-	-	-	5,850,103.55	-	-	-	5,850,103.55
MOOE		-	-	-	-	-	-	-	-	3,756,565.36	-	-	-	3,756,565.36
FINEX		-	-	-	-	-	-	-	-	-	-	-	-	-
CO		-	-	-	-	-	-	-	-	-	-	-	-	-
PROGRAM III		-	-	-	-	-	-	-	-	9,606,668.91	-	-	-	9,606,668.91
PS		-	-	-	-	-	-	-	-	57,526,226.69	-	-	-	57,526,226.69
MOOE		-	-	-	-	-	-	-	-	20,216,294.29	-	-	-	20,216,294.29
FINEX		-	-	-	-	-	-	-	-	-	-	-	-	-
CO		-	-	-	-	-	-	-	-	-	-	-	-	-
GENERAL ADMINISTRATION AND SUPPORT		-	-	-	-	-	-	-	-	77,742,520.98	-	-	-	77,742,520.98
PS		88,026.00	-	88,026.00	88,026.00	-	-	-	88,026.00	9,796,268.80	-	-	-	9,796,268.80
MOOE		-	-	-	-	-	-	-	-	17,897,630.29	-	-	-	17,897,630.29
FINEX		-	-	-	-	-	-	-	-	-	-	-	-	-
CO		-	-	-	-	-	-	-	-	65,795.00	-	-	-	65,795.00
SUPPORT TO OPERATION		88,026.00	-	88,026.00	88,026.00	-	-	-	88,026.00	27,759,694.09	-	-	-	27,759,694.09
PS		-	-	-	-	-	-	-	-	8,494,449.13	-	-	-	8,494,449.13
MOOE		-	-	-	-	-	-	-	-	19,090,110.16	-	-	-	19,090,110.16
FINEX		-	-	-	-	-	-	-	-	-	-	-	-	-
CO		-	-	-	-	-	-	-	-	3,675,804.00	-	-	-	3,675,804.00
TOTAL (RLIP NOT INCLUDED)		88,026.00	-	88,026.00	88,026.00	-	-	-	88,026.00	31,260,363.29	-	-	-	31,260,363.29
PS		88,026.00	-	88,026.00	88,026.00	-	-	-	88,026.00	87,834,674.53	-	-	-	87,834,674.53
MOOE		-	-	-	-	-	-	-	-	67,194,792.86	-	-	-	67,194,792.86
FINEX		-	-	-	-	-	-	-	-	124,440,470.00	-	-	-	124,440,470.00
CO		-	-	-	-	-	-	-	-	92,044,099.00	-	-	-	92,044,099.00
D. SPECIAL ACCOUNT - FOREIGN ASSISTED FUND	04 1 04 161													
Automatic Appro. - Foreign Grants Fund_Germany		-	-	-	-	-	-	-	-	-	-	-	-	-
MFO I : Cash Management	10100301000000	-	-	-	-	-	-	-	-	-	-	-	-	-
Cash mgmt funding and investment of excess funds	101003010100000	-	-	-	-	-	-	-	-	-	-	-	-	-
KfW-IDF assisted BTr Capacity Devt. Support		-	-	-	-	-	-	-	-	-	-	-	-	-
MOOE		3,470,000.00	-	3,470,000.00	3,470,000.00	-	-	-	3,470,000.00	1,228,293.62	-	-	-	1,228,293.62
CO		5,000,000.00	-	5,000,000.00	5,000,000.00	-	-	-	5,000,000.00	-	-	-	-	-
TOTAL		8,470,000.00	-	8,470,000.00	8,470,000.00	-	-	-	8,470,000.00	1,228,293.62	-	-	-	1,228,293.62
E. NATIONAL GOVERNMENT														
Automatic Appropriation														
Customs, Duties and Taxes	01 1 04 105	1,335,581,383.00	-	1,335,581,383.00	1,335,581,383.00	-	-	-	1,335,581,383.00	1,335,581,383.00	-	-	-	1,335,581,383.00
MOOE	50200000 00	-	-	-	-	-	-	-	-	-	-	-	-	-
Documentary Stamp Taxes	50215010 01	1,335,581,383.00	-	1,335,581,383.00	1,335,581,383.00	-	-	-	1,335,581,383.00	1,335,581,383.00	-	-	-	1,335,581,383.00
Debt Principal Amortization	01 1 04 109	-	-	-	-	-	-	-	-	112,400,852,524.52	-	-	-	112,400,852,524.52
Loans Outlay - Others	50602990 00	-	-	-	-	-	-	-	-	-	-	-	-	-

CY 2019 STATEMENT OF APPROPRIATIONS, ALLOTMENTS, OBLIGATIONS, DISBURSEMENTS AND BALANCES
As of the Quarter Ending March 31, 2019

Department : Department of Finance
Agency : BUREAU OF THE TREASURY
Operating Unit : CONSOLIDATED
Organization Code : 11-005-00-00000
Funding Source Code : ALL FUNDS_Cluster 01 (REGULAR AGENCY FUND) and Cluster 04 (SPECIAL ACCOUNT - FOREIGN GRANTS)

FAR No. 1 - Consolidated

X	Current Year Appropriations
	Supplemental Appropriations
X	Continuing Appropriations

PARTICULARS	UACS Code	APPROPRIATIONS			ALLOTMENTS					CURRENT YEAR OBLIGATIONS				
		Authorized Appropriation	Adjustments	Adjusted Appropriation	Allotments received	Adjustments	Transfer To	Transfer From	Adjusted Total Allotments	1st Quarter	2nd Quarter	3rd Quarter	4th Quarter	TOTAL
1	2	3	4	5=3+4	6	7	8	9	10=6+7-8+9	11	12	13	14	15=11-14
Foreign										41,180,080,815.19				41,180,080,815.19
Domestic										71,220,771,709.33				71,220,771,709.33
Debt Interest Payment	01 1 04 110	-	-	-	-	-	-	-	-	115,976,536,243.79	-	-	-	115,976,536,243.79
Financial Expenses	50300000 00	-	-	-	-	-	-	-	-					
Interest Expenses	50301020 00									115,466,628,025.71				115,466,628,025.71
Bank Charges	50301040 00									91,427.85				91,427.85
Commitment Fees	50301050 00									15,287,189.50				15,287,189.50
Other Financial Charges	50301990 00									46,326,939.49				46,326,939.49
Loss on Guaranty	50299100 00									448,202,661.24				448,202,661.24
Net Lending	01 1 04 280	-	-	-	-	-	-	-	-	3,958,103,744.86	-	-	-	3,958,103,744.86
Loans Outlay - GOCCs	50602010 00	-	-	-	-	-	-	-	-	3,958,103,744.86	-	-	-	3,958,103,744.86
TOTAL, National Government		1,335,581,383.00	-	1,335,581,383.00	1,335,581,383.00	-	-	-	1,335,581,383.00	233,671,073,896.17	-	-	-	233,671,073,896.17
PS		-	-	-	-	-	-	-	-	-	-	-	-	-
MOOE		1,335,581,383.00	-	1,335,581,383.00	1,335,581,383.00	-	-	-	1,335,581,383.00	1,335,581,383.00	-	-	-	1,335,581,383.00
FINEX		-	-	-	-	-	-	-	-	115,976,536,243.79	-	-	-	115,976,536,243.79
CO		-	-	-	-	-	-	-	-	116,358,956,269.38	-	-	-	116,358,956,269.38
OVERALL SUMMARY:														
Regular Agency Fund	01	113,232.00	-	113,232.00	113,232.00	-	-	-	113,232.00	380,884,505.93	-	-	-	380,884,505.93
PS		113,232.00	-	113,232.00	113,232.00	-	-	-	113,232.00	97,205,144.07	-	-	-	97,205,144.07
MOOE		-	-	-	-	-	-	-	-	67,194,792.86	-	-	-	67,194,792.86
FINEX		-	-	-	-	-	-	-	-	124,440,470.00	-	-	-	124,440,470.00
CO		-	-	-	-	-	-	-	-	92,044,099.00	-	-	-	92,044,099.00
Special Account - Foreign Assisted Fund	04	8,470,000.00	-	8,470,000.00	8,470,000.00	-	-	-	8,470,000.00	1,228,293.62	-	-	-	1,228,293.62
PS		-	-	-	-	-	-	-	-	-	-	-	-	-
MOOE		3,470,000.00	-	3,470,000.00	3,470,000.00	-	-	-	3,470,000.00	1,228,293.62	-	-	-	1,228,293.62
FINEX		-	-	-	-	-	-	-	-	-	-	-	-	-
CO		5,000,000.00	-	5,000,000.00	5,000,000.00	-	-	-	5,000,000.00	-	-	-	-	-
National Government		1,335,581,383.00	-	1,335,581,383.00	1,335,581,383.00	-	-	-	1,335,581,383.00	233,671,073,896.17	-	-	-	233,671,073,896.17
PS		-	-	-	-	-	-	-	-	-	-	-	-	-
MOOE		1,335,581,383.00	-	1,335,581,383.00	1,335,581,383.00	-	-	-	1,335,581,383.00	1,335,581,383.00	-	-	-	1,335,581,383.00
FINEX		-	-	-	-	-	-	-	-	115,976,536,243.79	-	-	-	115,976,536,243.79
CO		-	-	-	-	-	-	-	-	116,358,956,269.38	-	-	-	116,358,956,269.38
GRAND TOTAL		1,344,164,615.00	-	1,344,164,615.00	1,344,164,615.00	-	-	-	1,344,164,615.00	234,053,186,695.72	-	-	-	234,053,186,695.72
PS		113,232.00	-	113,232.00	113,232.00	-	-	-	113,232.00	97,205,144.07	-	-	-	97,205,144.07
MOOE		1,339,051,383.00	-	1,339,051,383.00	1,339,051,383.00	-	-	-	1,339,051,383.00	1,404,004,469.48	-	-	-	1,404,004,469.48
FINEX		-	-	-	-	-	-	-	-	116,100,976,713.79	-	-	-	116,100,976,713.79
CO		5,000,000.00	-	5,000,000.00	5,000,000.00	-	-	-	5,000,000.00	116,451,000,368.38	-	-	-	116,451,000,368.38

Department : Department of Finance
Agency : BUREAU OF THE TREASURY
Operating Unit : CONSOLIDATED
Organization Code : 11-005-00-00000
Funding Source Code : ALL FUNDS_Cluster 01 (REGULAR AGENCY FUND) and Cluster 04 (SPECU

FAR No. 1 - Consolidated

X
X

Current Year Appropriations
Supplemental Appropriations
Continuing Appropriations

PARTICULARS	UACS Code	CURRENT YEAR DISBURSEMENTS					BALANCES			
		1st Quarter	2nd Quarter	3rd Quarter	4th Quarter	TOTAL	Unreleased Appropriations	Unobligated Allotments	Unpaid Obligations	
									(15-20)	(23+24)
1	2	16	17	18	19	20 = 16-19	21=5-10	22=10-15	23	24
A. AGENCY SPECIFIC BUDGET										
A.1 Program										
General Administration and Support										
General Administration and Supervision		20,406,502.92	-	-	-	20,406,502.92	-	(27,671,668.09)	1,635,174.01	5,718,017.16
Central Office	100000100001000	20,318,477.70	-	-	-	20,318,477.70	-	(27,671,668.87)	1,635,174.01	5,718,017.16
PS		9,708,243.58				9,708,243.58	-	(9,708,243.58)	-	
MOOE		10,575,639.12				10,575,639.12	-	(17,997,630.29)	1,635,174.01	5,686,817.16
FINEX							-	-	-	
CO		34,595.00				34,595.00	-	(65,785.00)	-	31,200.00
Administration of Personnel Benefits	100000100002000	88,025.22	-	-	-	88,025.22	-	0.78	-	-
PS		88,025.22				88,025.22	-	0.78	-	
MOOE							-	-	-	
FINEX							-	-	-	
CO							-	-	-	
Support To Operation										
Provision of legal services including the conduct of research and investigation	200000100001000	26,083,624.49	-	-	-	26,083,624.49	-	(31,260,363.29)	2,047,605.80	3,129,133.00
PS		4,743,094.60	-	-	-	4,743,094.60	-	(5,048,006.60)	-	304,912.00
MOOE		2,273,342.13				2,273,342.13	-	(2,273,342.13)	-	
FINEX		2,469,752.47				2,469,752.47	-	(2,774,664.47)	-	304,912.00
CO							-	-	-	
Information system and IT support services	200000100002000	16,222,331.37	-	-	-	16,222,331.37	-	(20,574,039.37)	1,948,887.00	2,402,821.00
PS		2,301,101.00				2,301,101.00	-	(2,301,101.00)	-	
MOOE		11,475,426.37				11,475,426.37	-	(14,597,134.37)	1,236,387.00	1,885,321.00
FINEX							-	-	-	
CO		2,445,804.00				2,445,804.00	-	(3,675,804.00)	712,500.00	517,500.00
Research and technical support services	200000100003000	5,118,198.52	-	-	-	5,118,198.52	-	(5,638,317.32)	98,718.80	421,400.00
PS		3,920,006.00				3,920,006.00	-	(3,920,006.00)	-	
MOOE		1,198,192.52				1,198,192.52	-	(1,718,311.32)	98,718.80	421,400.00
FINEX							-	-	-	
CO							-	-	-	
Operation										
OO : Efficiency in cash management improved		289,356,989.56	-	-	-	289,356,989.56	-	(312,493,979.01)	22,033,994.45	1,102,995.00
Program I : Financial Asset Management Program		202,703,635.62	-	-	-	202,703,635.62	-	(225,144,789.12)	21,993,203.50	447,950.00
Cash management funding and investment of excess f	310100100001000	100,165,075.62	-	-	-	100,165,075.62	-	(100,704,319.12)	91,293.50	447,950.00
PS		6,167,626.36				6,167,626.36	-	(6,167,626.36)	-	
MOOE		5,784,519.26				5,784,519.26	-	(6,234,192.76)	1,723.50	447,950.00
FINEX							-	-	-	
CO		88,212,930.00				88,212,930.00	-	(88,302,500.00)	89,570.00	
Comprehensive and adequate insurance protection of Strategically Important Government Asset	310100100002000	-	-	-	-	-	-	-	-	-
PS							-	-	-	
MOOE							-	-	-	
FINEX							-	-	-	

Department : Department of Finance
Agency : BUREAU OF THE TREASURY
Operating Unit : CONSOLIDATED
Organization Code : 11-005-00-00000
Funding Source Code : ALL FUNDS_Cluster 01 (REGULAR AGENCY FUND) and Cluster 04 (SPECI

FAR No. 1 - Consolidated

X
X

Current Year Appropriations
Supplemental Appropriations
Continuing Appropriations

PARTICULARS	UACS Code	CURRENT YEAR DISBURSEMENTS					BALANCES			
		1st Quarter	2nd Quarter	3rd Quarter	4th Quarter	TOTAL	Unreleased Appropriations	Unobligated Allotments	Unpaid Obligations	
									(15-20)	(23+24)
									Due and Demandable	Not Yet Due and Demandable
1	2	16	17	18	19	20 = 16+19	21=5-10	22=10-15	23	24
CO						-	-	-	-	-
Development of Treasury Single Account (TSA)	310100200001000	102,538,560.00	-	-	-	102,538,560.00	-	(124,440,470.00)	21,901,910.00	-
PS						-	-	-	-	-
MOOE						-	-	-	-	-
FINEX		102,538,560.00				102,538,560.00	-	(124,440,470.00)	21,901,910.00	-
CO						-	-	-	-	-
OO : Efficiency in debt management achieved										
Program II : Debt and Risk Management Program		9,046,313.59	-	-	-	9,046,313.59	-	(9,606,668.91)	6,200.32	554,155.00
Securities origination	320100100001000	3,169,278.63	-	-	-	3,169,278.63	-	(3,626,178.63)	-	456,900.00
PS		1,900,683.00				1,900,683.00	-	(1,900,683.00)	-	-
MOOE		1,268,595.63				1,268,595.63	-	(1,725,495.63)	-	456,900.00
FINEX						-	-	-	-	-
CO						-	-	-	-	-
Debt monitoring and servicing	320100100002000	2,788,214.55	-	-	-	2,788,214.55	-	(2,788,214.55)	-	-
PS		2,237,814.55				2,237,814.55	-	(2,237,814.55)	-	-
MOOE		550,400.00				550,400.00	-	(550,400.00)	-	-
FINEX		-				-	-	-	-	-
CO		-				-	-	-	-	-
Risk management	320100100003000	3,088,820.41	-	-	-	3,088,820.41	-	(3,192,275.73)	6,200.32	97,255.00
PS		1,711,606.00				1,711,606.00	-	(1,711,606.00)	-	-
MOOE		1,377,214.41				1,377,214.41	-	(1,480,669.73)	6,200.32	97,255.00
FINEX		-				-	-	-	-	-
CO		-				-	-	-	-	-
OO : Efficiency in accounting of NG financial transactions enhanced										
Program III : NG Accounting Program		77,607,040.35	-	-	-	77,607,040.35	-	(77,742,520.98)	34,590.63	100,890.00
Recording of NG financial transactions	330100100001000	7,464,465.16	-	-	-	7,464,465.16	-	(7,532,092.11)	4,736.95	62,890.00
PS		6,228,690.42				6,228,690.42	-	(6,229,259.99)	569.57	-
MOOE		1,235,774.74				1,235,774.74	-	(1,302,832.12)	4,167.38	62,890.00
FINEX		-				-	-	-	-	-
CO		-				-	-	-	-	-
Reconciliation of NGAs books of accounts	330100100002000	2,458,881.00	-	-	-	2,458,881.00	-	(2,496,881.00)	-	38,000.00
PS		1,925,881.00				1,925,881.00	-	(1,925,881.00)	-	-
MOOE		533,000.00				533,000.00	-	(571,000.00)	-	38,000.00
FINEX		-				-	-	-	-	-
CO		-				-	-	-	-	-
Release of Allotment to Local Government Units	330100100003000	67,683,694.19	-	-	-	67,683,694.19	-	(67,713,547.87)	29,853.68	-
PS		49,371,085.70				49,371,085.70	-	(49,371,085.70)	-	-
MOOE		18,312,608.49				18,312,608.49	-	(18,342,462.17)	29,853.68	-
FINEX		-				-	-	-	-	-
CO		-				-	-	-	-	-
Sub-Total, Agency Specific Budget		335,847,116.97	-	-	-	335,847,116.97	-	(371,426,010.39)	25,716,774.26	9,950,145.16
PS		87,834,104.96	-	-	-	87,834,104.96	-	(87,746,648.53)	569.57	-

CY 2019 STATEMENT OF APPROPRIATIONS, ALLOTMENTS, OBLIGATIONS, DIS
As of the Quarter Ending March 31, 2019

Department : Department of Finance
Agency : BUREAU OF THE TREASURY
Operating Unit : CONSOLIDATED
Organization Code : 11-005-00-00000
Funding Source Code : ALL FUNDS_Cluster 01 (REGULAR AGENCY FUND) and Cluster 04 (SPECI

FAR No. 1 - Consolidated

X
X

Current Year Appropriations
Supplemental Appropriations
Continuing Appropriations

PARTICULARS	UACS Code	CURRENT YEAR DISBURSEMENTS					BALANCES			
		1st Quarter	2nd Quarter	3rd Quarter	4th Quarter	TOTAL	Unreleased Appropriations	Unobligated Allotments	Unpaid Obligations	
									(15-20)	(23+24)
1	2	16	17	18	19	20 = 16-19	21=5-10	22=10-15	Due and Demandable	Not Yet Due and Demandable
MOOE		54,781,123.01	-	-	-	54,781,123.01	-	(67,194,792.86)	3,012,224.69	9,401,445.16
FINEX		102,538,560.00	-	-	-	102,538,560.00	-	(124,440,470.00)	21,901,910.00	-
CO		90,693,329.00	-	-	-	90,693,329.00	-	(92,044,099.00)	802,070.00	548,700.00
B. AUTOMATIC APPROPRIATIONS										
Retirement and Life Insurance Premium (RLIP)	01104102	9,345,263.72	-	-	-	9,345,263.72	-	(9,345,263.72)	-	-
PS - RLIP - Regular		9,345,263.72	-	-	-	9,345,263.72	-	(9,345,263.72)	-	-
GAS - OTOP	100000100001000	409,500.00	-	-	-	409,500.00	-	(409,500.00)	-	-
GAS - IAD	100000100001000	193,200.00	-	-	-	193,200.00	-	(193,200.00)	-	-
GAS - ADMIN	100000100001000	537,000.00	-	-	-	537,000.00	-	(537,000.00)	-	-
GAS - CENTRAL (BENEFITS)	100000100002000	-	-	-	-	-	-	-	-	-
STO - LEGAL	200000100001000	301,500.00	-	-	-	301,500.00	-	(301,500.00)	-	-
STO - MISS	200000100002000	284,400.00	-	-	-	284,400.00	-	(284,400.00)	-	-
STO - RESEARCH	200000100003000	525,000.00	-	-	-	525,000.00	-	(525,000.00)	-	-
PROGRAM I - AMS	310100100001000	750,000.00	-	-	-	750,000.00	-	(750,000.00)	-	-
PROGRAM I - ARD	310100100002000	-	-	-	-	-	-	-	-	-
PROGRAM I - LFP TSA	310100200001000	-	-	-	-	-	-	-	-	-
PROGRAM II - SOD/SSRD	320100100001000	202,500.00	-	-	-	202,500.00	-	(202,500.00)	-	-
PROGRAM II - DMAD/PD	320100100002000	318,750.00	-	-	-	318,750.00	-	(318,750.00)	-	-
PROGRAM II - LMS	320100100003000	150,300.00	-	-	-	150,300.00	-	(150,300.00)	-	-
PROGRAM III - ACCTG	330100100001000	310,349.50	-	-	-	310,349.50	-	(310,349.50)	-	-
PROGRAM III - BRAD	330100100002000	148,000.00	-	-	-	148,000.00	-	(148,000.00)	-	-
PROGRAM III - REGION	330100100003000	5,214,764.22	-	-	-	5,214,764.22	-	(5,214,764.22)	-	-
Sub-Total, Automatic Appropriation		9,345,263.72	-	-	-	9,345,263.72	-	(9,345,263.72)	-	-
PS		9,345,263.72	-	-	-	9,345,263.72	-	(9,345,263.72)	-	-
C. SPECIAL PURPOSE FUNDS										
PS - Miscellaneous Personnel Benefits Fund (MPBF)	01101406	-	-	-	-	-	-	-	-	-
Salary (PS Deficiency)		-	-	-	-	-	-	-	-	-
GAS - ADMIN		-	-	-	-	-	-	-	-	-
Performance Based Bonus		-	-	-	-	-	-	-	-	-
GAS - ADMIN		-	-	-	-	-	-	-	-	-
PS - Pension and Gratuity Fund (PGF)	01101407	25,205.82	-	-	-	25,205.82	-	0.18	-	-
Retirement Gratuity (RG) and Terminal Leave (TL)		-	-	-	-	-	-	-	-	-
GAS - ADMIN		25,205.82	-	-	-	25,205.82	-	0.18	-	-
Sub-Total, Special Purpose Funds		25,205.82	-	-	-	25,205.82	-	0.18	-	-
PS		25,205.82	-	-	-	25,205.82	-	0.18	-	-
MOOE		-	-	-	-	-	-	-	-	-
CO		-	-	-	-	-	-	-	-	-
TOTAL, REGULAR AGENCY FUND		345,217,586.51	-	-	-	345,217,586.51	-	(380,771,273.93)	25,716,774.26	9,950,145.16
PS		97,204,574.50	-	-	-	97,204,574.50	-	(97,091,912.07)	569.57	-
MOOE		54,781,123.01	-	-	-	54,781,123.01	-	(67,194,792.86)	3,012,224.69	9,401,445.16
FINEX		102,538,560.00	-	-	-	102,538,560.00	-	(124,440,470.00)	21,901,910.00	-
CO		90,693,329.00	-	-	-	90,693,329.00	-	(92,044,099.00)	802,070.00	548,700.00
RECAPITULATION BY MFO:										
PROGRAM I										
PS		6,167,626.36	-	-	-	6,167,626.36	-	(6,167,626.36)	-	-

CY 2019 STATEMENT OF APPROPRIATIONS, ALLOTMENTS, OBLIGATIONS, DIS
As of the Quarter Ending March 31, 2019

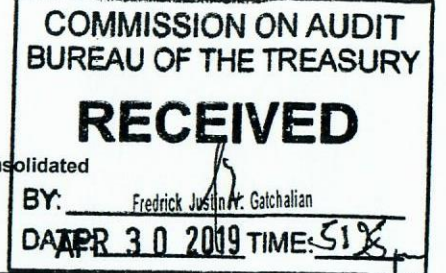
Department : Department of Finance
Agency : BUREAU OF THE TREASURY
Operating Unit : CONSOLIDATED
Organization Code : 11-005-00-00000
Funding Source Code : ALL FUNDS_Cluster 01 (REGULAR AGENCY FUND) and Cluster 04 (SPECU

FAR No. 1 - Consolidated

X
X

Current Year Appropriations
Supplemental Appropriations
Continuing Appropriations

PARTICULARS	UACS Code	CURRENT YEAR DISBURSEMENTS					BALANCES			
		1st Quarter	2nd Quarter	3rd Quarter	4th Quarter	TOTAL	Unreleased Appropriations	Unobligated Allotments	Unpaid Obligations	
									(15-20)	(23+24)
1	2	16	17	18	19	20 = 16+19	21=5-10	22=10-15	23	24
MOOE		5,784,519.26	-	-	-	5,784,519.26	-	(6,234,192.76)	1,723.50	447,950.00
FINEX		102,538,560.00	-	-	-	102,538,560.00	-	(124,440,470.00)	21,901,910.00	-
CO		88,212,930.00	-	-	-	88,212,930.00	-	(88,302,500.00)	89,570.00	-
		202,703,635.62	-	-	-	202,703,635.62	-	(225,144,789.12)	21,993,203.50	447,950.00
PROGRAM II										
PS		5,850,103.55	-	-	-	5,850,103.55	-	(5,850,103.55)	-	-
MOOE		3,196,210.04	-	-	-	3,196,210.04	-	(3,756,565.36)	6,200.32	554,155.00
FINEX		-	-	-	-	-	-	-	-	-
CO		-	-	-	-	-	-	-	-	-
		9,046,313.59	-	-	-	9,046,313.59	-	(9,606,668.91)	6,200.32	554,155.00
PROGRAM III										
PS		57,525,657.12	-	-	-	57,525,657.12	-	(57,526,226.69)	569.57	-
MOOE		20,081,383.23	-	-	-	20,081,383.23	-	(20,216,294.29)	34,021.06	100,890.00
FINEX		-	-	-	-	-	-	-	-	-
CO		-	-	-	-	-	-	-	-	-
		77,607,040.35	-	-	-	77,607,040.35	-	(77,742,520.98)	34,590.63	100,890.00
GENERAL ADMINISTRATION AND SUPPORT										
PS		9,796,268.80	-	-	-	9,796,268.80	-	(9,708,242.80)	-	-
MOOE		10,575,639.12	-	-	-	10,575,639.12	-	(17,897,630.29)	1,635,174.01	5,686,817.16
FINEX		-	-	-	-	-	-	-	-	-
CO		34,595.00	-	-	-	34,595.00	-	(65,795.00)	-	31,200.00
		20,406,502.92	-	-	-	20,406,502.92	-	(27,671,668.09)	1,635,174.01	5,718,017.16
SUPPORT TO OPERATION										
PS		8,494,449.13	-	-	-	8,494,449.13	-	(8,494,449.13)	-	-
MOOE		15,143,371.36	-	-	-	15,143,371.36	-	(19,090,110.16)	1,335,105.80	2,611,633.00
FINEX		-	-	-	-	-	-	-	-	-
CO		2,445,804.00	-	-	-	2,445,804.00	-	(3,675,804.00)	712,500.00	517,500.00
		26,083,624.49	-	-	-	26,083,624.49	-	(31,260,363.29)	2,047,605.80	3,129,133.00
TOTAL (RLIP NOT INCLUDED)		335,847,116.97	-	-	-	335,847,116.97	-	(371,426,010.39)	25,716,774.26	9,950,145.16
PS		87,834,104.96	-	-	-	87,834,104.96	-	(87,746,648.53)	569.57	-
MOOE		54,781,123.01	-	-	-	54,781,123.01	-	(67,194,792.86)	3,012,224.69	9,401,445.16
FINEX		102,538,560.00	-	-	-	102,538,560.00	-	(124,440,470.00)	21,901,910.00	-
CO		90,693,329.00	-	-	-	90,693,329.00	-	(92,044,099.00)	802,070.00	548,700.00
D. SPECIAL ACCOUNT - FOREIGN ASSISTED FUND	04 1 04 161									
Automatic Appro. - Foreign Grants Fund_Germany		-	-	-	-	-	-	-	-	-
MFO I : Cash Management	10100301000000	-	-	-	-	-	-	-	-	-
Cash mgmt funding and investment of excess funds	101003010100000	-	-	-	-	-	-	-	-	-
KfW-IDF assisted BTr Capacity Devt. Support		-	-	-	-	-	-	-	-	-
MOOE		409,792.70	-	-	-	409,792.70	-	2,241,708.38	818,500.92	-
CO		-	-	-	-	-	-	5,000,000.00	-	-
TOTAL		409,792.70	-	-	-	409,792.70	-	7,241,706.38	818,500.92	-
E. NATIONAL GOVERNMENT										
Automatic Appropriation										
Customs, Duties and Taxes	01 1 04 105	1,335,581,383.00	-	-	-	1,335,581,383.00	-	-	-	-
MOOE	50200000 00	-	-	-	-	-	-	-	-	-
Documentary Stamp Taxes	50215010 01	1,335,581,383.00	-	-	-	1,335,581,383.00	-	-	-	-
Debt Principal Amortization	01 1 04 109	112,400,852,524.52	-	-	-	112,400,852,524.52	-	(112,400,852,524.52)	-	-
Loans Outlay - Others	50602990 00	-	-	-	-	-	-	-	-	-



CY 2019 STATEMENT OF APPROPRIATIONS, ALLOTMENTS, OBLIGATIONS, DIS
As of the Quarter Ending March 31, 2019

Department : Department of Finance
Agency : BUREAU OF THE TREASURY
Operating Unit : CONSOLIDATED
Organization Code : 11-005-00-00000
Funding Source Code : ALL FUNDS, Cluster 01 (REGULAR AGENCY FUND) and Cluster 04 (SPECV

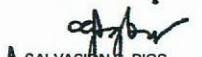
FAR No. 1 - Consolidated


X
X

Current Year Appropriations
Supplemental Appropriations
Continuing Appropriations

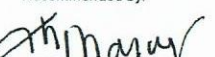
PARTICULARS	UACS Code	CURRENT YEAR DISBURSEMENTS					BALANCES			
		1st Quarter	2nd Quarter	3rd Quarter	4th Quarter	TOTAL	Unreleased Appropriations	Unobligated Allotments	Unpaid Obligations	
									(15-20)	(23+24)
									Due and Demandable	Not Yet Due and Demandable
1	2	16	17	18	19	20 = 16+19	21=5-10	22=10-15	23	24
Foreign		41,180,080,815.19				41,180,080,815.19	-	(41,180,080,815.19)	-	-
Domestic		71,220,771,709.33				71,220,771,709.33	-	(71,220,771,709.33)	-	-
Debt Interest Payment	01 1 04 110	115,976,536,243.79	-	-	-	115,976,536,243.79	-	(115,976,536,243.79)	-	-
Financial Expenses	50300000 00									
Interest Expenses	50301020 00	115,466,628,025.71				115,466,628,025.71	-	(115,466,628,025.71)	-	-
Bank Charges	50301040 00	91,427.85				91,427.85	-	(91,427.85)	-	-
Commitment Fees	50301050 00	15,287,189.50				15,287,189.50	-	(15,287,189.50)	-	-
Other Financial Charges	50301990 00	46,326,939.49				46,326,939.49	-	(46,326,939.49)	-	-
Loss on Guaranty	50299100 00	448,202,661.24				448,202,661.24	-	(448,202,661.24)	-	-
Net Lending	01 1 04 280	3,958,103,744.86	-	-	-	3,958,103,744.86	-	(3,958,103,744.86)	-	-
Loans Outlay - GOCCs	50602010 00	3,958,103,744.86				3,958,103,744.86	-	(3,958,103,744.86)	-	-
TOTAL, National Government		233,671,073,896.17	-	-	-	233,671,073,896.17	-	(232,335,492,513.17)	-	-
PS		-	-	-	-	-	-	-	-	-
MOOE		1,335,581,383.00	-	-	-	1,335,581,383.00	-	-	-	-
FINEX		115,976,536,243.79	-	-	-	115,976,536,243.79	-	(115,976,536,243.79)	-	-
CO		116,358,956,269.38	-	-	-	116,358,956,269.38	-	(116,358,956,269.38)	-	-
OVERALL SUMMARY:										
Regular Agency Fund	01	345,217,586.51	-	-	-	345,217,586.51	-	(380,771,273.93)	25,716,774.26	9,950,145.16
PS		97,204,574.50	-	-	-	97,204,574.50	-	(97,091,912.07)	569.57	-
MOOE		54,781,123.01	-	-	-	54,781,123.01	-	(67,194,792.86)	3,012,224.69	9,401,445.16
FINEX		102,538,560.00	-	-	-	102,538,560.00	-	(124,440,470.00)	21,901,910.00	-
CO		90,693,329.00	-	-	-	90,693,329.00	-	(92,044,099.00)	802,070.00	548,700.00
Special Account - Foreign Assisted Fund	04	409,792.70	-	-	-	409,792.70	-	7,241,706.38	818,500.92	-
PS			-	-	-		-	-	-	-
MOOE		409,792.70	-	-	-	409,792.70	-	2,241,706.38	818,500.92	-
FINEX			-	-	-		-	-	-	-
CO			-	-	-		-	5,000,000.00	-	-
National Government		233,671,073,896.17	-	-	-	233,671,073,896.17	-	(232,335,492,513.17)	-	-
PS		-	-	-	-	-	-	-	-	-
MOOE		1,335,581,383.00	-	-	-	1,335,581,383.00	-	-	-	-
FINEX		115,976,536,243.79	-	-	-	115,976,536,243.79	-	(115,976,536,243.79)	-	-
CO		116,358,956,269.38	-	-	-	116,358,956,269.38	-	(116,358,956,269.38)	-	-
GRAND TOTAL		234,016,701,275.38	-	-	-	234,016,701,275.38	-	(232,709,022,080.72)	26,535,275.18	9,950,145.16
PS		97,204,574.50	-	-	-	97,204,574.50	-	(97,091,912.07)	569.57	-
MOOE		1,390,772,298.71	-	-	-	1,390,772,298.71	-	(64,953,086.48)	3,830,725.61	9,401,445.16
FINEX		116,079,074,803.79	-	-	-	116,079,074,803.79	-	(116,100,976,713.79)	21,901,910.00	-
CO		116,449,649,598.38	-	-	-	116,449,649,598.38	-	(116,446,000,368.38)	802,070.00	548,700.00


Certified Correct:


SALVADOR C. RIOS
Chief, Bureau Budget Division


REYNALDO Z. DELOS SANTOS
OIC, Bureau Accounting Division


GLORIA M. ANTAZO
OIC, National Gov't Debt Accounting Division

Recommended by:

MARITES B. MASARAP
Director III, Accounting Service

Approved by:

SHARON P. ALMAZAN
Deputy Treasurer of the Philippines

Department : Department of Finance
Agency : BUREAU OF THE TREASURY
Operating Unit : CONSOLIDATED
Organization Code : 11-005-00-00000
Funding Source Code : ALL FUNDS (Cluster 01 and Cluster 04)

FAR No. 1-A - Consolidated

X

Current Year Appropriations
Supplemental Appropriations
Continuing Appropriations

PARTICULARS	UACS Code	APPROPRIATIONS			ALLOTMENTS					OBLIGATIONS				
		Authorized Appropriation	Adjustments	Adjusted Appropriation	Allotments received	Adjustments	Transfer To	Transfer From	Adjusted Total Allotments	1st Quarter	2nd Quarter	3rd Quarter	4th Quarter	TOTAL
1	2	3	4	5=3+4	6	7	8	9	10=6+7-8+9	11	12	13	14	15=11+14
A. AGENCY SPECIFIC BUDGET														
AI PROGRAM		88,026.00	-	88,026.00	88,026.00	-	-	-	88,026.00	247,073,566.39	-	-	-	247,073,566.39
PERSONNEL SERVICES		88,026.00	-	88,026.00	88,026.00	-	-	-	88,026.00	87,834,674.53	-	-	-	87,834,674.53
Salaries and Wages														
Basic Salary - Civilian	50101010 01		-	-	-	-	-	-	-	78,368,797.55				78,368,797.55
Other Compensation			-	-	-	-	-	-	-					
PERA	50102010 01		-	-	-	-	-	-	-	3,950,592.36				3,950,592.36
Representation Allowance	50102020 00		-	-	-	-	-	-	-	2,176,875.00				2,176,875.00
Transportation Allowance	50102030 01		-	-	-	-	-	-	-	1,668,125.00				1,668,125.00
Clothing/Uniform Allowance	50102040 01		-	-	-	-	-	-	-					
Subsistence Allowance	50102050 03		-	-	-	-	-	-	-					
Laundry Allowance	50102060 04		-	-	-	-	-	-	-					
Productivity Incentive Allowance	50102080 01		-	-	-	-	-	-	-					
Honoraria - Civilian	50102100 01		-	-	-	-	-	-	-					
Hazard Pay - Civilian	50102110 02		-	-	-	-	-	-	-					
Longevity Pay - Civilian	50102120 01		-	-	-	-	-	-	-					
Overtime Pay	50102130 01		-	-	-	-	-	-	-					
Mid-Year Bonus	50102990 36		-	-	-	-	-	-	-					
Year-End Bonus	50102140 01		-	-	-	-	-	-	-					
Cash Gift	50102150 01		-	-	-	-	-	-	-					
Personnel Benefit Cont.			-	-	-	-	-	-	-					
Pag-IBIG	50103020 01		-	-	-	-	-	-	-	198,800.00				198,800.00
PhilHEALTH	50103030 01		-	-	-	-	-	-	-	854,928.35				854,928.35
ECIP	50103040 01		-	-	-	-	-	-	-	198,379.72				198,379.72
Automatic Appro. - RLIP	50103010 00		-	-	-	-	-	-	-					
Other Personnel Benefits			-	-	-	-	-	-	-					
Pension Benefits	50104010 01		-	-	-	-	-	-	-					
Retirement Gratuity	50104020 01		-	-	-	-	-	-	-					
Terminal Leave Benefits	50104030 01	88,026.00	-	88,026.00	88,026.00	-	-	-	88,026.00	413,176.55				413,176.55
Lump-sum for S/I - Length	50104990 10		-	-	-	-	-	-	-	5,000.00				5,000.00
Lump-sum for S/I - Meritorious	50104990 11		-	-	-	-	-	-	-					
Other Bonuses and Allowances			-	-	-	-	-	-	-					
Allowance of Attorney's...	50102990 03		-	-	-	-	-	-	-					
CNA Incentive	50102990 11		-	-	-	-	-	-	-					
PEI	50102990 12		-	-	-	-	-	-	-					
PBB	50102990 14		-	-	-	-	-	-	-					
Monetization	50104990 99		-	-	-	-	-	-	-					
Other Personnel Benefits	50104990 99		-	-	-	-	-	-	-					
MAINTENANCE AND OTHER OPERATING EXP.														
Traveling Expenses - Local	50201010 00		-	-	-	-	-	-	-	67,194,792.86				67,194,792.86
Traveling Expenses - Foreign	50201020 00		-	-	-	-	-	-	-	1,467,750.81				1,467,750.81
Training Expenses	50202010 02		-	-	-	-	-	-	-	1,671,373.02				1,671,373.02
Scholarship Grants	50202020 00		-	-	-	-	-	-	-	1,181,683.37				1,181,683.37
Office Supplies Expenses	50203010 02		-	-	-	-	-	-	-					
Accountable Forms Expenses	50203020 00		-	-	-	-	-	-	-	4,047,328.53				4,047,328.53
Drugs and Medicines	50203070 00		-	-	-	-	-	-	-	75,000.00				75,000.00
Fuel, Oil and Lubricants Expenses	50203090 00		-	-	-	-	-	-	-	137,481.25				137,481.25
Other Office Supplies	50203990 00		-	-	-	-	-	-	-	367,964.65				367,964.65
Water Expenses	50204010 00		-	-	-	-	-	-	-	1,036,815.45				1,036,815.45
Electricity Expenses	50204020 00		-	-	-	-	-	-	-	1,005,045.04				1,005,045.04
										9,602,102.03				9,602,102.03

CY 2019 STATEMENT OF APPROPRIATIONS, ALLOTMENTS, OBLIGATIONS, DISBURSEMENTS AND BALANCES
As of the Quarter Ending March 31, 2019

Department : Department of Finance
Agency : BUREAU OF THE TREASURY
Operating Unit : CONSOLIDATED
Organization Code : 11-005-00-00000
Funding Source Code : ALL FUNDS (Cluster 01 and Cluster 04)

FAR No. 1-A - Consolidated

X

Current Year Appropriations
Supplemental Appropriations
Continuing Appropriations

PARTICULARS	UACS Code	APPROPRIATIONS			ALLOTMENTS					OBLIGATIONS				
		Authorized Appropriation	Adjustments	Adjusted Appropriation	Allotments received	Adjustments	Transfer To	Transfer From	Adjusted Total Allotments	1st Quarter	2nd Quarter	3rd Quarter	4th Quarter	TOTAL
1	2	3	4	5=3+4	6	7	8	9	10=6+7-8+9	11	12	13	14	15=11-14
Postage and Courier Services	50205010 00	-	-	-	-	-	-	-	-	362,279.20	-	-	-	362,279.20
Telephone - Mobile	50205020 01	-	-	-	-	-	-	-	-	1,117,233.22	-	-	-	1,117,233.22
Telephone - Landline	50205020 02	-	-	-	-	-	-	-	-	752,973.89	-	-	-	752,973.89
Internet Subscription Expenses	50205030 00	-	-	-	-	-	-	-	-	1,933,446.90	-	-	-	1,933,446.90
Cable, Satellite, Telegraph	50205040 00	-	-	-	-	-	-	-	-	12,100.00	-	-	-	12,100.00
Awards/Rewards Expenses	50206010 00	-	-	-	-	-	-	-	-	-	-	-	-	-
Extraordinary and Miscellaneous	50210030 00	-	-	-	-	-	-	-	-	653,559.00	-	-	-	653,559.00
Prof - Legal Services	50211010 00	-	-	-	-	-	-	-	-	1,323.35	-	-	-	1,323.35
Prof - Consultancy Services	50211030 02	-	-	-	-	-	-	-	-	450,000.00	-	-	-	450,000.00
Prof - Other Professional Services	50211990 00	-	-	-	-	-	-	-	-	9,463,212.71	-	-	-	9,463,212.71
General Services - Janitorial	50212020 00	-	-	-	-	-	-	-	-	665,158.06	-	-	-	665,158.06
General Services - Security	50212030 00	-	-	-	-	-	-	-	-	1,040,474.66	-	-	-	1,040,474.66
General Services - Other GS	50212990 99	-	-	-	-	-	-	-	-	854,123.42	-	-	-	854,123.42
RM - Land Improvements - Others	50213020 99	-	-	-	-	-	-	-	-	-	-	-	-	-
RM - Buildings and Others	50213040 01	-	-	-	-	-	-	-	-	8,142,345.92	-	-	-	8,142,345.92
RM - Office Equipment	50213050 02	-	-	-	-	-	-	-	-	71,828.75	-	-	-	71,828.75
RM - ICT Equipment	50213050 03	-	-	-	-	-	-	-	-	10,870,847.44	-	-	-	10,870,847.44
RM - Transportation - MV	50213060 01	-	-	-	-	-	-	-	-	120,799.85	-	-	-	120,799.85
RM - Furniture and Fixtures	50213070 00	-	-	-	-	-	-	-	-	46,000.00	-	-	-	46,000.00
Taxes, Duties and Licenses	50215010 01	-	-	-	-	-	-	-	-	22,294.89	-	-	-	22,294.89
Fidelity Bond Premiums	50215020 00	-	-	-	-	-	-	-	-	854,091.00	-	-	-	854,091.00
Insurance Expenses	50215030 00	-	-	-	-	-	-	-	-	247,457.40	-	-	-	247,457.40
Other MOOE:		-	-	-	-	-	-	-	-	-	-	-	-	-
Advertising Expenses	50299010 00	-	-	-	-	-	-	-	-	-	-	-	-	-
Printing and Publication Exp.	50299020 00	-	-	-	-	-	-	-	-	448,113.50	-	-	-	448,113.50
Representation Expenses	50299030 00	-	-	-	-	-	-	-	-	282,992.70	-	-	-	282,992.70
Transportation and Delivery Exp.	50299040 00	-	-	-	-	-	-	-	-	173,270.00	-	-	-	173,270.00
Rents - Buildings and Structure	50299050 01	-	-	-	-	-	-	-	-	6,444,697.52	-	-	-	6,444,697.52
Rents - Equipment	50299050 04	-	-	-	-	-	-	-	-	522,935.58	-	-	-	522,935.58
Membership Dues	50299060 00	-	-	-	-	-	-	-	-	3,200.00	-	-	-	3,200.00
Subscription Expenses	50299070 99	-	-	-	-	-	-	-	-	826,793.30	-	-	-	826,793.30
Other MOOE	50299990 99	-	-	-	-	-	-	-	-	218,696.45	-	-	-	218,696.45
CAPITAL OUTLAY		-	-	-	-	-	-	-	-	92,044,099.00	-	-	-	92,044,099.00
Investment in GOCC	50601010 01	-	-	-	-	-	-	-	-	88,302,500.00	-	-	-	88,302,500.00
Buildings	50604040 01	-	-	-	-	-	-	-	-	-	-	-	-	-
Other Structures	50604040 99	-	-	-	-	-	-	-	-	-	-	-	-	-
Machinery	50604050 01	-	-	-	-	-	-	-	-	-	-	-	-	-
Office Equipment	50604050 02	-	-	-	-	-	-	-	-	65,795.00	-	-	-	65,795.00
ICT Equipment	50604050 03	-	-	-	-	-	-	-	-	3,675,804.00	-	-	-	3,675,804.00
Transportation Equipment - MV	50604060 01	-	-	-	-	-	-	-	-	-	-	-	-	-
Furniture and Fixtures	50604070 01	-	-	-	-	-	-	-	-	-	-	-	-	-
Books Outlay	50604070 02	-	-	-	-	-	-	-	-	-	-	-	-	-
A.II. PROJECTS - LOCALLY FUNDED (TSA)		-	-	-	-	-	-	-	-	124,440,470.00	-	-	-	124,440,470.00
MAINTENANCE AND OTHER OPERATING EXP.		-	-	-	-	-	-	-	-	-	-	-	-	-
Traveling Expenses - Local	50201010 00	-	-	-	-	-	-	-	-	-	-	-	-	-
Traveling Expenses - Foreign	50201020 00	-	-	-	-	-	-	-	-	-	-	-	-	-
Training Expenses	50202010 02	-	-	-	-	-	-	-	-	-	-	-	-	-
Scholarship Grants	50202020 00	-	-	-	-	-	-	-	-	-	-	-	-	-
Office Supplies Expenses	50203010 02	-	-	-	-	-	-	-	-	-	-	-	-	-

CY 2019 STATEMENT OF APPROPRIATIONS, ALLOTMENTS, OBLIGATIONS, DISBURSEMENTS AND BALANCES
As of the Quarter Ending March 31, 2019

Department : Department of Finance
Agency : BUREAU OF THE TREASURY
Operating Unit : CONSOLIDATED
Organization Code : 11-005-00-00000
Funding Source Code : ALL FUNDS (Cluster 01 and Cluster 04)

FAR No. 1-A - Consolidated

X

Current Year Appropriations
Supplemental Appropriations
Continuing Appropriations

PARTICULARS	UACS Code	APPROPRIATIONS			ALLOTMENTS					OBLIGATIONS				
		Authorized Appropriation	Adjustments	Adjusted Appropriation	Allotments received	Adjustments	Transfer To	Transfer From	Adjusted Total Allotments	1st Quarter	2nd Quarter	3rd Quarter	4th Quarter	TOTAL
1	2	3	4	5=3+4	6	7	8	9	10=6+7-8+9	11	12	13	14	15=11:14
Accountable Forms Expenses	50203020 00		-	-	-				-					-
Drugs and Medicines	50203070 00		-	-	-				-					-
Fuel, Oil and Lubricants Expenses	50203090 00		-	-	-				-					-
Other Office Supplies	50203990 00		-	-	-				-					-
Water Expenses	50204010 00		-	-	-				-					-
Electricity Expenses	50204020 00		-	-	-				-					-
Postage and Courier Services	50205010 00		-	-	-				-					-
Telephone - Mobile	50205020 01		-	-	-				-					-
Telephone - Landline	50205020 02		-	-	-				-					-
Internet Subscription Expenses	50205030 00		-	-	-				-					-
Cable, Satellite, Telegraph	50205040 00		-	-	-				-					-
Awards/Rewards Expenses	50206010 00		-	-	-				-					-
Extraordinary and Miscellaneous	50210030 00		-	-	-				-					-
Prof - Legal Services	50211010 00		-	-	-				-					-
Prof - Consultancy Services	50211030 02		-	-	-				-					-
Prof - Other Professional Services	50211990 00		-	-	-				-					-
General Services - Janitorial	50212020 00		-	-	-				-					-
General Services - Security	50212030 00		-	-	-				-					-
General Services - Other GS	50212990 99		-	-	-				-					-
RM - Land Improvements - Others	50213020 99		-	-	-				-					-
RM - Buildings and Others	50213040 01		-	-	-				-					-
RM - Office Equipment	50213050 02		-	-	-				-					-
RM - ICT Equipment	50213050 03		-	-	-				-					-
RM - Transportation - MV	50213060 01		-	-	-				-					-
RM - Furniture and Fixtures	50213070 00		-	-	-				-					-
Taxes, Duties and Licenses	50215010 01		-	-	-				-					-
Fidelity Bond Premiums	50215020 00		-	-	-				-					-
Insurance Expenses	50215030 00		-	-	-				-					-
Other MOOE:			-	-	-				-					-
Advertising Expenses	50299010 00		-	-	-				-					-
Printing and Publication Exp.	50299020 00		-	-	-				-					-
Representation Expenses	50299030 00		-	-	-				-					-
Transportation and Delivery Exp.	50299040 00		-	-	-				-					-
Rents - Buildings and Structure	50299050 01		-	-	-				-					-
Rents - Equipment	50299050 04		-	-	-				-					-
Membership Dues	50299060 00		-	-	-				-					-
Subscription Expenses	50299070 99		-	-	-				-					-
Other MOOE	50299990 99		-	-	-				-					-
FINANCIAL EXPENSES		-	-	-	-	-	-	-	-	124,440,470.00	-	-	-	124,440,470.00
Interest Expenses	50301020 03	-	-	-	-	-	-	-	-	-	-	-	-	-
Bank Charges	50301040 00	-	-	-	-	-	-	-	-	124,440,470.00	-	-	-	124,440,470.00
TOTAL, AGENCY SPECIFIC BUDGET		88,026.00	-	88,026.00	88,026.00	-	-	-	88,026.00	371,514,036.39	-	-	-	371,514,036.39
B. AUTOMATIC APPROPRIATIONS	01104102													
Retirement and Life Insurance Premium (RLIP)		-	-	-	-	-	-	-	-	9,345,263.72	-	-	-	9,345,263.72
PS - RLIP - Regular		-	-	-	-	-	-	-	-	9,345,263.72	-	-	-	9,345,263.72
TOTAL, AUTOMATIC APPROPRIATIONS		-	-	-	-	-	-	-	-	9,345,263.72	-	-	-	9,345,263.72

CY 2019 STATEMENT OF APPROPRIATIONS, ALLOTMENTS, OBLIGATIONS, DISBURSEMENTS AND BALANCES
As of the Quarter Ending March 31, 2019

Department : Department of Finance
Agency : BUREAU OF THE TREASURY
Operating Unit : CONSOLIDATED
Organization Code : 11-005-00-00000
Funding Source Code : ALL FUNDS (Cluster 01 and Cluster 04)

FAR No. 1-A - Consolidated

X	Current Year Appropriations
	Supplemental Appropriations
	Continuing Appropriations

PARTICULARS	UACS Code	APPROPRIATIONS			ALLOTMENTS					OBLIGATIONS				
		Authorized Appropriation	Adjustments	Adjusted Appropriation	Allotments received	Adjustments	Transfer To	Transfer From	Adjusted Total Allotments	1st Quarter	2nd Quarter	3rd Quarter	4th Quarter	TOTAL
1	2	3	4	5=3+4	6	7	8	9	10=6+7-8+9	11	12	13	14	15=11.14

C. SPECIAL PURPOSE FUNDS

Personnel Services		25,206.00	-	25,206.00	25,206.00	-	-	-	25,206.00	25,205.82	-	-	-	25,205.82
Miscellaneous and Personnel Benefits Fund	01101406	-	-	-	-	-	-	-	-	-	-	-	-	-
Salary Deficiency		-	-	-	-	-	-	-	-	-	-	-	-	-
Performance Based Bonus		-	-	-	-	-	-	-	-	-	-	-	-	-
Pension and Gratuity Fund	01101407	25,206.00	-	25,206.00	25,206.00	-	-	-	25,206.00	25,205.82	-	-	-	25,205.82
Retirement Gratuity		-	-	-	-	-	-	-	-	-	-	-	-	-
Terminal Leave		25,206.00	-	25,206.00	25,206.00	-	-	-	25,206.00	25,205.82	-	-	-	25,205.82
Monetization of Leave Credits		-	-	-	-	-	-	-	-	-	-	-	-	-
TOTAL, SPECIAL PURPOSE FUNDS		25,206.00	-	25,206.00	25,206.00	-	-	-	25,206.00	25,205.82	-	-	-	25,205.82
GRAND TOTAL, AGENCY REGULAR BUDGET		113,232.00	-	113,232.00	113,232.00	-	-	-	113,232.00	380,884,505.93	-	-	-	380,884,505.93

D. SPECIAL ACCOUNT - FOREIGN ASSISTED FUNDS

Auto. Appro. - Foreign Grants Fund_Germany	04 1 04 161													
MFO I : Cash Management_(AMS)														
KfW-IDF assisted BTr Capacity Devt. Support														
Maintenance and Other Operating Expenses (MOOE)		3,470,000.00	-	3,470,000.00	3,470,000.00	-	-	-	3,470,000.00					
Traveling Expenses -Local	50201010 00	-	-	-	-	-	-	-	-	-	-	-	-	-
Traveling Expenses - Foreign	50201020 00	-	-	-	-	-	-	-	-	-	-	-	-	-
Training Expenses	50202010 02	-	-	-	-	-	-	-	-	409,792.70	-	-	-	409,792.70
Extraordinary and Miscellaneous	50210030 00	-	-	-	-	-	-	-	-	-	-	-	-	-
Prof. - Consultancy Services	50211030 00	-	-	-	-	-	-	-	-	-	-	-	-	-
Subscription Expenses	50299070 99	-	-	-	-	-	-	-	-	818,500.92	-	-	-	818,500.92
Membership Dues	50299060 00	-	-	-	-	-	-	-	-	-	-	-	-	-
		3,470,000.00	-	3,470,000.00	3,470,000.00	-	-	-	3,470,000.00	1,228,293.62	-	-	-	1,228,293.62
MFO I : Cash Management_(AMS)														
KfW-IDF assisted BTr Capacity Devt. Support														
Capital Outlay														
ICT Equipment	50604050 03	5,000,000.00	-	5,000,000.00	5,000,000.00	-	-	-	5,000,000.00					
		5,000,000.00	-	5,000,000.00	5,000,000.00	-	-	-	5,000,000.00	-	-	-	-	-
TOTAL, SPECIAL PURPOSE FUNDS		8,470,000.00	-	8,470,000.00	8,470,000.00	-	-	-	8,470,000.00	1,228,293.62	-	-	-	1,228,293.62

E. NATIONAL GOVERNMENT

Special Purpose Funds														
MOOE														
International Commitment Funds (ICF)														
Automatic Appropriation														
Customs, Duties and Taxes	01 1 04 105	1,335,581,383.00	-	1,335,581,383.00	1,335,581,383.00	-	-	-	1,335,581,383.00	1,335,581,383.00	-	-	-	1,335,581,383.00
MOOE	50200000 00													
Documentary Stamp Taxes	50215010 01	1,335,581,383.00	-	1,335,581,383.00	1,335,581,383.00	-	-	-	1,335,581,383.00	1,335,581,383.00	-	-	-	1,335,581,383.00
Debt Principal Amortization	01 1 04 109	-	-	-	-	-	-	-	-	112,400,852,524.52	-	-	-	112,400,852,524.52

CY 2019 STATEMENT OF APPROPRIATIONS, ALLOTMENTS, OBLIGATIONS, DISBURSEMENTS AND BALANCES
As of the Quarter Ending March 31, 2019

Department : Department of Finance
Agency : BUREAU OF THE TREASURY
Operating Unit : CONSOLIDATED
Organization Code : 11-005-00-00000
Funding Source Code : ALL FUNDS (Cluster 01 and Cluster 04)

FAR No. 1-A - Consolidated

X

Current Year Appropriations
Supplemental Appropriations
Continuing Appropriations

PARTICULARS	UACS Code	APPROPRIATIONS			ALLOTMENTS					OBLIGATIONS				
		Authorized Appropriation	Adjustments	Adjusted Appropriation	Allotments received	Adjustments	Transfer To	Transfer From	Adjusted Total Allotments	1st Quarter	2nd Quarter	3rd Quarter	4th Quarter	TOTAL
1	2	3	4	5=3+4	6	7	8	9	10=6+7-8+9	11	12	13	14	15=11+14
Loans Outlay - Others	50602990 00	-	-	-	-	-	-	-	-	-	-	-	-	-
Foreign										41,180,080,815.19				41,180,080,815.19
Domestic										71,220,771,709.33				71,220,771,709.33
Debt Interest Payment	01 1 04 110	-	-	-	-	-	-	-	-	115,976,536,243.79	-	-	-	115,976,536,243.79
Financial Expenses	50300000 00	-	-	-	-	-	-	-	-	-	-	-	-	-
Interest Expenses	50301020 00													
Bank Charges	50301040 00									115,466,628,025.71				115,466,628,025.71
Commitment Fees	50301050 00									91,427.85				91,427.85
Other Financial Charges	50301990 00									15,287,189.50				15,287,189.50
Loss on Guaranty	50299100 00									46,326,939.49				46,326,939.49
										448,202,661.24				448,202,661.24
Net Lending	01 1 04 280	-	-	-	-	-	-	-	-	3,958,103,744.86	-	-	-	3,958,103,744.86
Loans Outlay - GOCCs	50602010 00	-	-	-	-	-	-	-	-	3,958,103,744.86	-	-	-	3,958,103,744.86
		1,335,581,383.00	-	1,335,581,383.00	1,335,581,383.00	-	-	-	1,335,581,383.00	233,671,073,896.17	-	-	-	233,671,073,896.17
OVERALL SUMMARY :														
I. Regular Agency Fund	01													
Agency Current Budget - RA 10924		88,026.00	-	88,026.00	88,026.00	-	-	-	88,026.00	371,514,036.39	-	-	-	371,514,036.39
Automatic Appropriations		-	-	-	-	-	-	-	-	9,345,263.72	-	-	-	9,345,263.72
Special Purpose Funds		25,206.00	-	25,206.00	25,206.00	-	-	-	25,206.00	25,205.82	-	-	-	25,205.82
Total		113,232.00	-	113,232.00	113,232.00	-	-	-	113,232.00	380,884,505.93	-	-	-	380,884,505.93
II. Special Account - Foreign Assisted Fund	04													
Automatic Appro. - Foreign Grants (KFW)		8,470,000.00	-	8,470,000.00	8,470,000.00	-	-	-	8,470,000.00	1,228,293.62	-	-	-	1,228,293.62
Total		8,470,000.00	-	8,470,000.00	8,470,000.00	-	-	-	8,470,000.00	1,228,293.62	-	-	-	1,228,293.62
III. National Government														
Special Purpose Funds														
Automatic Appropriations		1,335,581,383.00	-	1,335,581,383.00	1,335,581,383.00	-	-	-	1,335,581,383.00	233,671,073,896.17	-	-	-	233,671,073,896.17
Unprogrammed Funds														
Total		1,335,581,383.00	-	1,335,581,383.00	1,335,581,383.00	-	-	-	1,335,581,383.00	233,671,073,896.17	-	-	-	233,671,073,896.17
GRAND TOTAL		1,344,164,615.00	-	1,344,164,615.00	1,344,164,615.00	-	-	-	1,344,164,615.00	234,053,186,695.72	-	-	-	234,053,186,695.72

CY 2019 STATEMENT OF APPROPRIATIONS, ALLOTMENTS, OBLI
As of the Quarter Ending March 31, 2019

Department : Department of Finance
Agency : BUREAU OF THE TREASURY
Operating Unit : CONSOLIDATED
Organization Code : 11-005-00-00000
Funding Source Code : ALL FUNDS (Cluster 01 and Cluster 04)

FAR No. 1-A - Consolidated

X

Current Year Appropriations
Supplemental Appropriations
Continuing Appropriations

PARTICULARS	UACS Code	CURRENT YEAR DISBURSEMENTS					BALANCES			
		1st Quarter	2nd Quarter	3rd Quarter	4th Quarter	TOTAL	Unreleased Appropriations	Unobligated Allotments	Unpaid Obligations	
									(15-20)	(23+24)
									Due and Demandable	Not Yet Due and Demandable
1	2	16	17	18	19	20 = 16+19	21=5-10	22=10-15	23	24

A. AGENCY SPECIFIC BUDGET

A.I PROGRAM

PERSONNEL SERVICES

Salaries and Wages

Basic Salary - Civilian

Other Compensation

PERA

Representation Allowance

Transportation Allowance

Clothing/Uniform Allowance

Subsistence Allowance

Laundry Allowance

Productivity Incentive Allowance

Honoraria - Civilian

Hazard Pay - Civilian

Longevity Pay - Civilian

Overtime Pay

Mid-Year Bonus

Year-End Bonus

Cash Gift

Personnel Benefit Cont.

Pag-IBIG

PhilHEALTH

ECIP

Automatic Appr. - RLIP

Other Personnel Benefits

Pension Benefits

Retirement Gratuity

Terminal Leave Benefits

Lump-sum for S/I - Length

Lump-sum for S/I - Meritorious

Other Bonuses and Allowances

Allowance of Attorney's...

CNA Incentive

PEI

PBB

Monetization

Other Personnel Benefits

MAINTENANCE AND OTHER OPERATING EXP.

Traveling Expenses - Local

Traveling Expenses - Foreign

Training Expenses

Scholarship Grants

Office Supplies Expenses

Accountable Forms Expenses

Drugs and Medicines

Fuel, Oil and Lubricants Expenses

Other Office Supplies

Water Expenses

Electricity Expenses

233,308,556.97	-	-	-	-	233,308,556.97	-	(246,985,540.39)	3,814,864.26	9,950,145.16
87,834,104.86	-	-	-	-	87,834,104.86	-	(87,746,648.53)	569.57	-
50101010 01	78,368,797.55				78,368,797.55	-	(78,368,797.55)	-	-
50102010 01	3,950,592.36				3,950,592.36	-	(3,950,592.36)	-	-
50102020 00	2,176,875.00				2,176,875.00	-	(2,176,875.00)	-	-
50102030 01	1,668,125.00				1,668,125.00	-	(1,668,125.00)	-	-
50102040 01						-	-	-	-
50102050 03						-	-	-	-
50102060 04						-	-	-	-
50102080 01						-	-	-	-
50102100 01						-	-	-	-
50102110 02						-	-	-	-
50102120 01						-	-	-	-
50102130 01						-	-	-	-
50102990 36						-	-	-	-
50102140 01						-	-	-	-
50102150 01						-	-	-	-
50103020 01	198,800.00				198,800.00	-	(198,800.00)	-	-
50103030 01	854,358.78				854,358.78	-	(854,358.78)	569.57	-
50103040 01	198,379.72				198,379.72	-	(198,379.72)	-	-
50103010 00						-	-	-	-
50104010 01						-	-	-	-
50104020 01						-	-	-	-
50104030 01	413,176.55				413,176.55	-	(325,150.55)	-	-
50104990 10	5,000.00				5,000.00	-	(5,000.00)	-	-
50104990 11						-	-	-	-
50102990 03						-	-	-	-
50102990 11						-	-	-	-
50102990 12						-	-	-	-
50102990 14						-	-	-	-
50104990 99						-	-	-	-
50104990 99						-	-	-	-
54,781,123.01	-	-	-	-	54,781,123.01	-	(67,194,792.86)	3,012,224.69	9,401,445.16
50201010 00	1,459,719.31				1,459,719.31	-	(1,467,750.81)	8,031.50	-
50201020 00	1,472,850.49				1,472,850.49	-	(1,671,373.02)	198,522.53	-
50202010 02	1,181,683.37				1,181,683.37	-	(1,181,683.37)	-	-
50202020 00						-	-	-	-
50203010 02	3,147,133.53				3,147,133.53	-	(4,047,328.53)	181,800.00	718,395.00
50203020 00	75,000.00				75,000.00	-	(75,000.00)	-	-
50203070 00	750.00				750.00	-	(137,481.25)	-	136,731.25
50203090 00	329,124.49				329,124.49	-	(367,964.65)	38,840.16	-
50203990 00	645,818.45				645,818.45	-	(1,036,815.45)	135,348.00	255,649.00
50204010 00	491,766.24				491,766.24	-	(1,005,045.04)	111,363.80	401,915.00
50204020 00	8,798,111.26				8,798,111.26	-	(9,602,102.03)	803,990.77	-

CY 2019 STATEMENT OF APPROPRIATIONS, ALLOTMENTS, OBLI
As of the Quarter Ending March 31, 2019

Department : Department of Finance
Agency : BUREAU OF THE TREASURY
Operating Unit : CONSOLIDATED
Organization Code : 11-005-00-00000
Funding Source Code : ALL FUNDS (Cluster 01 and Cluster 04)

FAR No. 1-A - Consolidated

X

Current Year Appropriations
Supplemental Appropriations
Continuing Appropriations

PARTICULARS	UACS Code	CURRENT YEAR DISBURSEMENTS					BALANCES			
		1st Quarter	2nd Quarter	3rd Quarter	4th Quarter	TOTAL	Unreleased Appropriations	Unobligated Allotments	Unpaid Obligations	
									(15-20)	(23+24)
									Due and Demandable	Not Yet Due and Demandable
1	2	16	17	18	19	20 = 16:19	21=5-10	22=10-15	23	24
Postage and Courier Services	50205010 00	362,279.20				362,279.20	-	(362,279.20)	0.00	
Telephone - Mobile	50205020 01	1,089,249.22				1,089,249.22	-	(1,117,233.22)		27,984.00
Telephone - Landline	50205020 02	751,835.72				751,835.72	-	(752,973.89)	1,138.17	
Internet Subscription Expenses	50205030 00	404,846.90				404,846.90	-	(1,933,446.90)	52,864.00	1,475,736.00
Cable, Satellite, Telegraph	50205040 00	12,100.00				12,100.00	-	(12,100.00)	-	
Awards/Rewards Expenses	50206010 00					-	-	-	-	
Extraordinary and Miscellaneous	50210030 00	653,559.00				653,559.00	-	(653,559.00)	-	
Prof - Legal Services	50211010 00	1,323.35				1,323.35	-	(1,323.35)	-	
Prof - Consultancy Services	50211030 02					-	-	(450,000.00)	-	450,000.00
Prof - Other Professional Services	50211990 00	9,305,925.03				9,305,925.03	-	(9,463,212.71)	487.68	156,800.00
General Services - Janitorial	50212020 00	665,158.06				665,158.06	-	(665,158.06)	-	
General Services - Security	50212030 00	1,040,474.66				1,040,474.66	-	(1,040,474.66)	0.00	
General Services - Other GS	50212990 99	854,123.42				854,123.42	-	(854,123.42)	-	
RM - Land Improvements - Others	50213020 99					-	-	-	-	
RM - Buildings and Others	50213040 01	3,496,391.80				3,496,391.80	-	(8,142,345.92)	407,313.08	4,238,641.04
RM - Office Equipment	50213050 02	71,828.75				71,828.75	-	(71,828.75)	-	
RM - ICT Equipment	50213050 03	9,521,372.44				9,521,372.44	-	(10,870,847.44)	977,175.00	372,300.00
RM - Transportation - MV	50213060 01	71,099.98				71,099.98	-	(120,799.85)	-	49,699.87
RM - Furniture and Fixtures	50213070 00					-	-	(46,000.00)	-	46,000.00
Taxes, Duties and Licenses	50215010 01	22,294.89				22,294.89	-	(22,294.89)	-	
Fidelity Bond Premiums	50215020 00	845,091.00				845,091.00	-	(854,091.00)	9,000.00	
Insurance Expenses	50215030 00	247,457.40				247,457.40	-	(247,457.40)	-	
Other MOOE:						-	-	-	-	
Advertising Expenses	50299010 00					-	-	-	-	
Printing and Publication Exp.	50299020 00	148,113.50				148,113.50	-	(448,113.50)	-	300,000.00
Representation Expenses	50299030 00	282,992.70				282,992.70	-	(282,992.70)	-	
Transportation and Delivery Exp.	50299040 00	2,770.00				2,770.00	-	(173,270.00)	-	170,500.00
Rents - Buildings and Structure	50299050 01	6,444,697.52				6,444,697.52	-	(6,444,697.52)	-	
Rents - Equipment	50299050 04	4,835.58				4,835.58	-	(522,935.58)	86,350.00	431,750.00
Membership Dues	50299060 00	3,200.00				3,200.00	-	(3,200.00)	-	
Subscription Expenses	50299070 99	657,449.30				657,449.30	-	(826,793.30)	-	169,344.00
Other MOOE	50299990 99	218,696.45				218,696.45	-	(218,696.45)	-	
CAPITAL OUTLAY		90,693,329.00	-	-	-	90,693,329.00	-	(92,044,099.00)	802,070.00	548,700.00
Investment in GOCC	50601010 01	88,212,930.00				88,212,930.00	-	(88,302,500.00)	89,570.00	
Buildings	50604040 01					-	-	-	-	
Other Structures	50604040 99					-	-	-	-	
Machinery	50604050 01					-	-	-	-	
Office Equipment	50604050 02	34,595.00				34,595.00	-	(65,795.00)	-	31,200.00
ICT Equipment	50604050 03	2,445,804.00				2,445,804.00	-	(3,675,804.00)	712,500.00	517,500.00
Transportation Equipment - MV	50604060 01					-	-	-	-	
Furniture and Fixtures	50604070 01					-	-	-	-	
Books Outlay	50604070 02					-	-	-	-	
A.II. PROJECTS - LOCALLY FUNDED (TSA)		102,538,560.00	-	-	-	102,538,560.00	-	(124,440,470.00)	21,901,910.00	-
MAINTENANCE AND OTHER OPERATING EXP.		-	-	-	-	-	-	-	-	-
Traveling Expenses - Local	50201010 00					-	-	-	-	
Traveling Expenses - Foreign	50201020 00					-	-	-	-	
Training Expenses	50202010 02					-	-	-	-	
Scholarship Grants	50202020 00					-	-	-	-	
Office Supplies Expenses	50203010 02					-	-	-	-	

CY 2019 STATEMENT OF APPROPRIATIONS, ALLOTMENTS, OBLIGATIONS
As of the Quarter Ending March 31, 2019

Department : Department of Finance
Agency : BUREAU OF THE TREASURY
Operating Unit : CONSOLIDATED
Organization Code : 11-005-00-00000
Funding Source Code : ALL FUNDS (Cluster 01 and Cluster 04)

FAR No. 1-A - Consolidated

X

Current Year Appropriations
Supplemental Appropriations
Continuing Appropriations

PARTICULARS	UACS Code	CURRENT YEAR DISBURSEMENTS					BALANCES			
		1st Quarter	2nd Quarter	3rd Quarter	4th Quarter	TOTAL	Unreleased Appropriations	Unobligated Allotments	Unpaid Obligations	
									(15-20)	(23+24)
1	2	16	17	18	19	20 = 16+19	21=5-10	22=10-15	Due and Demandable	Not Yet Due and Demandable
									23	24
C. SPECIAL PURPOSE FUNDS										
Personnel Services		25,205.82	-	-	-	25,205.82	-	0.18	-	-
Miscellaneous and Personnel Benefits Fund	01101406	-	-	-	-	-	-	-	-	-
Salary Deficiency		-	-	-	-	-	-	-	-	-
Performance Based Bonus		-	-	-	-	-	-	-	-	-
Pension and Gratuity Fund	01101407	25,205.82	-	-	-	25,205.82	-	0.18	-	-
Retirement Gratuity		-	-	-	-	-	-	-	-	-
Terminal Leave		25,205.82	-	-	-	25,205.82	-	0.18	-	-
Monetization of Leave Credits		-	-	-	-	-	-	-	-	-
TOTAL, SPECIAL PURPOSE FUNDS		25,205.82	-	-	-	25,205.82	-	0.18	-	-
GRAND TOTAL, AGENCY REGULAR BUDGET		345,217,586.51	-	-	-	345,217,586.51	-	(380,771,273.93)	25,716,774.26	9,950,145.16

D. SPECIAL ACCOUNT - FOREIGN ASSISTED FUNDS										
Auto. Appr. - Foreign Grants Fund_Germany	04 1 04 161									
MFO I : Cash Management_(AMS)										
KfW-IDF assisted BTr Capacity Devt. Support										
Maintenance and Other Operating Expenses (MOOE)								3,470,000.00	-	-
Traveling Expenses -Local	50201010 00							-	-	-
Traveling Expenses - Foreign	50201020 00							-	-	-
Training Expenses	50202010 02	409,792.70				409,792.70		(409,792.70)	-	-
Extraordinary and Miscellaneous	50210030 00							-	-	-
Prof. - Consultancy Services	50211030 00							-	-	-
Subscription Expenses	50299070 99							(818,500.92)	818,500.92	-
Membership Dues	50299060 00							-	-	-
		409,792.70	-	-	-	409,792.70	-	2,241,706.38	818,500.92	-
MFO I : Cash Management_(AMS)										
KfW-IDF assisted BTr Capacity Devt. Support										
Capital Outlay										
ICT Equipment	50604050 03							5,000,000.00	-	-
								5,000,000.00	-	-
TOTAL, SPECIAL PURPOSE FUNDS		409,792.70	-	-	-	409,792.70	-	7,241,706.38	818,500.92	-

E. NATIONAL GOVERNMENT										
Special Purpose Funds										
MOOE										
International Commitment Funds (ICF)										
Automatic Appropriation										
Customs, Duties and Taxes	01 1 04 105	1,335,581,383.00	-	-	-	1,335,581,383.00	-	-	-	-
MOOE	50200000 00									
Documentary Stamp Taxes	50215010 01	1,335,581,383.00				1,335,581,383.00	-	-	-	-
Debt Principal Amortization	01 1 04 109	112,400,852,524.52	-	-	-	112,400,852,524.52	-	(112,400,852,524.52)	-	-

RECEIVED

BY:

Fredrick Justin V. Betchalian

DATE:

APR 30 2019 TIME: 5:18

CY 2019 STATEMENT OF APPROPRIATIONS, ALLOTMENTS, OBLI
As of the Quarter Ending March 31, 2019

Department : Department of Finance
 Agency : BUREAU OF THE TREASURY
 Operating Unit : CONSOLIDATED
 Organization Code : 11-005-00-00000
 Funding Source Code : ALL FUNDS (Cluster 01 and Cluster 04)

FAR No. 1-A - Consolidated

X

Current Year Appropriations
 Supplemental Appropriations
 Continuing Appropriations

PARTICULARS	UACS Code	CURRENT YEAR DISBURSEMENTS					BALANCES			
		1st Quarter	2nd Quarter	3rd Quarter	4th Quarter	TOTAL	Unreleased Appropriations	Unobligated Allotments	Unpaid Obligations	
									(15-20)	(23+24)
									Due and Demandable	Not Yet Due and Demandable
1	2	16	17	18	19	20 = 16-19	21=5-10	22=10-15	23	24
Loans Outlay - Others	50602990 00									
Foreign		41,180,080,815.19				41,180,080,815.19	-	(41,180,080,815.19)	-	-
Domestic		71,220,771,709.33				71,220,771,709.33	-	(71,220,771,709.33)	-	-
Debt Interest Payment	01 1 04 110	115,976,536,243.79	-	-	-	115,976,536,243.79	-	(115,976,536,243.79)	-	-
Financial Expenses	50300000 00									
Interest Expenses	50301020 00	115,466,628,025.71				115,466,628,025.71	-	(115,466,628,025.71)	-	-
Bank Charges	50301040 00	91,427.85				91,427.85	-	(91,427.85)	-	-
Commitment Fees	50301050 00	15,287,189.50				15,287,189.50	-	(15,287,189.50)	-	-
Other Financial Charges	50301990 00	46,326,939.49				46,326,939.49	-	(46,326,939.49)	-	-
Loss on Guaranty	50299100 00	448,202,661.24				448,202,661.24	-	(448,202,661.24)	-	-
Net Lending	01 1 04 280	3,958,103,744.86	-	-	-	3,958,103,744.86	-	(3,958,103,744.86)	-	-
Loans Outlay - GOCCs	50602010 00	3,958,103,744.86				3,958,103,744.86	-	(3,958,103,744.86)	-	-
		233,671,073,896.17	-	-	-	233,671,073,896.17	-	(232,335,492,513.17)	-	-
OVERALL SUMMARY :										
I. Regular Agency Fund	01									
Agency Current Budget - RA 10924		335,847,116.97	-	-	-	335,847,116.97	-	(371,426,010.39)	25,716,774.26	9,950,145.16
Automatic Appropriations		9,345,263.72	-	-	-	9,345,263.72	-	(9,345,263.72)	0.00	-
Special Purpose Funds		25,205.82	-	-	-	25,205.82	-	0.18	-	-
Total		345,217,586.51	-	-	-	345,217,586.51	-	(380,771,273.93)	25,716,774.26	9,950,145.16
II. Special Account - Foreign Assisted Fund	04									
Automatic Appro. - Foreign Grants (KFW)		409,792.70	-	-	-	409,792.70	-	7,241,706.38	818,500.92	-
Total		409,792.70	-	-	-	409,792.70	-	7,241,706.38	818,500.92	-
III. National Government										
Special Purpose Funds										
Automatic Appropriations		233,671,073,896.17				233,671,073,896.17	-	(232,335,492,513.17)	-	-
Unprogrammed Funds										
Total		233,671,073,896.17	-	-	-	233,671,073,896.17	-	(232,335,492,513.17)	-	-
GRAND TOTAL		234,016,701,275.38	-	-	-	234,016,701,275.38	-	(232,709,022,080.72)	26,535,275.18	9,950,145.16

Certified Correct:

SALVADOR C. RIOS
 Chief, Bureau Budget Division

REYNALDO Z. DELOS SANTOS
 OIC, Bureau Accounting Division

GLORIA M. ANTANZO
 OIC, National Gov't Debt Accounting Division

Recommended by:

MARITES B. MASARAP
 Director III, Accounting Service

Approved by:

SHARON P. ALMANZA
 Deputy Treasurer of the Philippines