


CY 2020 STATEMENT OF APPROPRIATIONS, ALLOTMENTS, OBLIGATIONS, DISBURSEMENTS AND BALANCES
As of March 31, 2020

Department : Department of Finance
Agency : **BUREAU OF THE TREASURY**
Operating Unit : **CONSOLIDATED**
Organization Code : 11-005-00-00000
Funding Source Code : ALL FUNDS_Cluster 01 (REGULAR AGENCY FUND) and Cluster 04 (SPECIAL ACCOUNT - FOREIGN GRANTS)

FAR No. 1 - Consolidated_BTr RA

<input checked="" type="checkbox"/>	Current Year Appropriations
<input type="checkbox"/>	Supplemental Appropriations
<input checked="" type="checkbox"/>	Continuing Appropriations

PARTICULARS	UACS Code	APPROPRIATIONS			ALLOTMENTS					CURRENT YEAR OBLIGATIONS				
		Authorized Appropriation	Adjustments	Adjusted Appropriation	Allotments received	Adjustments	Transf er To	Transf er From	Adjusted Total Allotments	1st Quarter	2nd Quarter	3rd Quarter	4th Quarter	TOTAL
1	2	3	4	5=3+4	6	7	8	9	10=6+7-8+9	11	12	13	14	15=11+14
BTr REGULAR AGENCY BUDGET														
A. AGENCY SPECIFIC BUDGET	01 1 01 101													
A.I Program														
General Administration and Support		225,302,000.00	-	225,302,000.00	225,302,000.00	-	-	-	225,302,000.00	32,199,205.37	-	-	-	32,199,205.37
General Administration and Supervision														
Central Office	100000100001000	204,975,000.00	-	204,975,000.00	204,975,000.00	-	-	-	204,975,000.00	32,199,205.37	-	-	-	32,199,205.37
PS		49,139,000.00	-	49,139,000.00	49,139,000.00	-	-	-	49,139,000.00	12,740,079.95				12,740,079.95
MOOE		122,738,000.00	-	122,738,000.00	122,738,000.00	-	-	-	122,738,000.00	19,459,125.42				19,459,125.42
FINEX		-	-	-	-	-	-	-	-	-				-
CO		33,098,000.00	-	33,098,000.00	33,098,000.00	-	-	-	33,098,000.00	-				-
Administration of Personnel Benefits	100000100002000	20,327,000.00	-	20,327,000.00	20,327,000.00	-	-	-	20,327,000.00	-	-	-	-	-
PS		20,327,000.00	-	20,327,000.00	20,327,000.00	-	-	-	20,327,000.00	-	-	-	-	-
MOOE		-	-	-	-	-	-	-	-	-	-	-	-	-
FINEX		-	-	-	-	-	-	-	-	-	-	-	-	-
CO		-	-	-	-	-	-	-	-	-	-	-	-	-
Support To Operation		234,690,000.00	(1,616,000.00)	233,074,000.00	234,690,000.00	(1,616,000.00)	-	-	233,074,000.00	32,165,235.91	-	-	-	32,165,235.91
Provision of legal services including the conduct of research and investigation	200000100001000	23,735,000.00	-	23,735,000.00	23,735,000.00	-	-	-	23,735,000.00	4,932,527.28	-	-	-	4,932,527.28
PS		13,160,000.00	-	13,160,000.00	13,160,000.00	-	-	-	13,160,000.00	3,075,975.13				3,075,975.13
MOOE		10,575,000.00	-	10,575,000.00	10,575,000.00	-	-	-	10,575,000.00	1,856,552.15				1,856,552.15
FINEX		-	-	-	-	-	-	-	-	-				-
CO		-	-	-	-	-	-	-	-	-				-
Information system and IT support services	200000100002000	177,304,000.00	(1,616,000.00)	175,688,000.00	177,304,000.00	(1,616,000.00)	-	-	175,688,000.00	21,330,590.77				21,330,590.77
PS		14,611,000.00	-	14,611,000.00	14,611,000.00	-	-	-	14,611,000.00	3,113,984.95				3,113,984.95
MOOE		147,149,000.00	(1,616,000.00)	145,533,000.00	147,149,000.00	(1,616,000.00)	-	-	145,533,000.00	18,216,605.82				18,216,605.82
FINEX		-	-	-	-	-	-	-	-	-				-
CO		15,544,000.00	-	15,544,000.00	15,544,000.00	-	-	-	15,544,000.00	-				-
Research and technical support services	200000100003000	33,651,000.00	-	33,651,000.00	33,651,000.00	-	-	-	33,651,000.00	5,902,117.86	-	-	-	5,902,117.86
PS		22,309,000.00	-	22,309,000.00	22,309,000.00	-	-	-	22,309,000.00	5,193,876.25				5,193,876.25
MOOE		11,342,000.00	-	11,342,000.00	11,342,000.00	-	-	-	11,342,000.00	708,241.61				708,241.61



CY 2020 STATEMENT OF APPROPRIATIONS, ALLOTMENTS, OBLIGATIONS, DISBURSEMENTS AND BALANCES
As of March 31, 2020

Department : Department of Finance
Agency : **BUREAU OF THE TREASURY**
Operating Unit : **CONSOLIDATED**
Organization Code : 11-005-00-00000
Funding Source Code : ALL FUNDS_Cluster 01 (REGULAR AGENCY FUND) and Cluster 04 (SPECIAL ACCOUNT - FOREIGN GRANTS)

FAR No. 1 - Consolidated_BTr RA

<input checked="" type="checkbox"/>	Current Year Appropriations
<input type="checkbox"/>	Supplemental Appropriations
<input checked="" type="checkbox"/>	Continuing Appropriations

PARTICULARS	UACS Code	APPROPRIATIONS			ALLOTMENTS					CURRENT YEAR OBLIGATIONS				
		Authorized Appropriation	Adjustments	Adjusted Appropriation	Allotments received	Adjustments	Transf er To	Transf er From	Adjusted Total Allotments	1st Quarter	2nd Quarter	3rd Quarter	4th Quarter	TOTAL
1	2	3	4	5=3+4	6	7	8	9	10=6+7-8+9	11	12	13	14	15=11-14
FINEX CO			-	-	-				-					-
			-	-	-				-					-
Operation		518,772,000.00	1,616,000.00	520,388,000.00	518,772,000.00	1,616,000.00	-	-	520,388,000.00	102,906,029.58	-	-	-	102,906,029.58
OO : Efficiency in cash management improved														
Program I : Financial Asset Management Program		66,682,000.00	-	66,682,000.00	66,682,000.00	-	-	-	66,682,000.00	9,224,772.36	-	-	-	9,224,772.36
Cash management funding and investment of exc	310100100001000	51,809,000.00	-	51,809,000.00	51,809,000.00	-	-	-	51,809,000.00	9,224,772.36	-	-	-	9,224,772.36
PS		32,328,000.00	-	32,328,000.00	32,328,000.00	-	-	-	32,328,000.00	7,882,492.14	-	-	-	7,882,492.14
MOOE		19,481,000.00	-	19,481,000.00	19,481,000.00	-	-	-	19,481,000.00	1,342,280.22	-	-	-	1,342,280.22
FINEX			-	-	-	-	-	-	-					-
CO			-	-	-	-	-	-	-					-
Comprehensive and adequate insurance protection of Strategically Important Government Asset	310100100002000	-	-	-	-	-	-	-	-	-	-	-	-	-
PS			-	-	-	-	-	-	-					-
MOOE			-	-	-	-	-	-	-					-
FINEX			-	-	-	-	-	-	-					-
CO			-	-	-	-	-	-	-					-
Development of Treasury Single Account (TSA)	310100200001000	14,873,000.00	-	14,873,000.00	14,873,000.00	-	-	-	14,873,000.00	-	-	-	-	-
PS			-	-	-	-	-	-	-					-
MOOE		14,873,000.00	-	14,873,000.00	14,873,000.00	-	-	-	14,873,000.00					-
FINEX			-	-	-	-	-	-	-					-
CO			-	-	-	-	-	-	-					-
OO : Efficiency in debt management achieved														
Program II : Debt and Risk Management Program		54,607,000.00	-	54,607,000.00	54,607,000.00	-	-	-	54,607,000.00	9,696,799.05	-	-	-	9,696,799.05
Securities origination	320100100001000	21,858,000.00	-	21,858,000.00	21,858,000.00	-	-	-	21,858,000.00	3,732,597.67	-	-	-	3,732,597.67
PS		8,763,000.00	-	8,763,000.00	8,763,000.00	-	-	-	8,763,000.00	2,831,599.00	-	-	-	2,831,599.00
MOOE		13,095,000.00	-	13,095,000.00	13,095,000.00	-	-	-	13,095,000.00	900,998.67	-	-	-	900,998.67
FINEX			-	-	-	-	-	-	-					-
CO			-	-	-	-	-	-	-					-

CY 2020 STATEMENT OF APPROPRIATIONS, ALLOTMENTS, OBLIGATIONS, DISBURSEMENTS AND BALANCES
As of March 31, 2020

Department : Department of Finance
Agency : **BUREAU OF THE TREASURY**
Operating Unit : **CONSOLIDATED**
Organization Code : 11-005-00-00000
Funding Source Code : ALL FUNDS_Cluster 01 (REGULAR AGENCY FUND) and Cluster 04 (SPECIAL ACCOUNT - FOREIGN GRANTS)

FAR No. 1 - Consolidated_BTr RA

<input checked="" type="checkbox"/>	Current Year Appropriations
<input type="checkbox"/>	Supplemental Appropriations
<input checked="" type="checkbox"/>	Continuing Appropriations

PARTICULARS	UACS Code	APPROPRIATIONS			ALLOTMENTS					CURRENT YEAR OBLIGATIONS				
		Authorized Appropriation	Adjustments	Adjusted Appropriation	Allotments received	Adjustments	Transf er To	Transf er From	Adjusted Total Allotments	1st Quarter	2nd Quarter	3rd Quarter	4th Quarter	TOTAL
1	2	3	4	5=3+4	6	7	8	9	10=6+7-8+9	11	12	13	14	15=11+14
Debt monitoring and servicing	320100100002000	15,354,000.00	-	15,354,000.00	15,354,000.00	-	-	-	15,354,000.00	3,481,477.36	-	-	-	3,481,477.36
PS		12,143,000.00	-	12,143,000.00	12,143,000.00	-	-	-	12,143,000.00	2,740,878.00	-	-	-	2,740,878.00
MOOE		3,211,000.00	-	3,211,000.00	3,211,000.00	-	-	-	3,211,000.00	740,599.36	-	-	-	740,599.36
FINEX		-	-	-	-	-	-	-	-	-	-	-	-	-
CO		-	-	-	-	-	-	-	-	-	-	-	-	-
Risk management	320100100003000	17,395,000.00	-	17,395,000.00	17,395,000.00	-	-	-	17,395,000.00	2,482,724.02	-	-	-	2,482,724.02
PS		8,221,000.00	-	8,221,000.00	8,221,000.00	-	-	-	8,221,000.00	1,840,182.00	-	-	-	1,840,182.00
MOOE		9,174,000.00	-	9,174,000.00	9,174,000.00	-	-	-	9,174,000.00	642,542.02	-	-	-	642,542.02
FINEX		-	-	-	-	-	-	-	-	-	-	-	-	-
CO		-	-	-	-	-	-	-	-	-	-	-	-	-
OO : Efficiency in accounting of NG financial transactions enhanced Program III : NG Accounting Program		397,483,000.00	1,616,000.00	399,099,000.00	397,483,000.00	1,616,000.00	-	-	399,099,000.00	83,984,458.17	-	-	-	83,984,458.17
Recording of NG financial transactions	330100100001000	45,054,000.00	-	45,054,000.00	45,054,000.00	-	-	-	45,054,000.00	9,747,981.84	-	-	-	9,747,981.84
PS		32,268,000.00	-	32,268,000.00	32,268,000.00	-	-	-	32,268,000.00	8,467,096.60	-	-	-	8,467,096.60
MOOE		12,786,000.00	-	12,786,000.00	12,786,000.00	-	-	-	12,786,000.00	1,280,885.24	-	-	-	1,280,885.24
FINEX		-	-	-	-	-	-	-	-	-	-	-	-	-
CO		-	-	-	-	-	-	-	-	-	-	-	-	-
Reconciliation of NGAs books of accounts	330100100002000	11,917,000.00	-	11,917,000.00	11,917,000.00	-	-	-	11,917,000.00	2,098,635.00	-	-	-	2,098,635.00
PS		9,741,000.00	-	9,741,000.00	9,741,000.00	-	-	-	9,741,000.00	2,072,635.00	-	-	-	2,072,635.00
MOOE		2,176,000.00	-	2,176,000.00	2,176,000.00	-	-	-	2,176,000.00	26,000.00	-	-	-	26,000.00
FINEX		-	-	-	-	-	-	-	-	-	-	-	-	-
CO		-	-	-	-	-	-	-	-	-	-	-	-	-
Release of Allotment to Local Government Units	330100100003000	340,512,000.00	1,616,000.00	342,128,000.00	340,512,000.00	1,616,000.00	-	-	342,128,000.00	72,137,841.33	-	-	-	72,137,841.33
PS		249,139,000.00	-	249,139,000.00	249,139,000.00	-	-	-	249,139,000.00	54,862,478.45	-	-	-	54,862,478.45
MOOE		75,538,000.00	1,616,000.00	77,154,000.00	75,538,000.00	1,616,000.00	-	-	77,154,000.00	17,272,727.88	-	-	-	17,272,727.88
FINEX		-	-	-	-	-	-	-	-	-	-	-	-	-
CO		15,835,000.00	-	15,835,000.00	15,835,000.00	-	-	-	15,835,000.00	2,635.00	-	-	-	2,635.00

CY 2020 STATEMENT OF APPROPRIATIONS, ALLOTMENTS, OBLIGATIONS, DISBURSEMENTS AND BALANCES
As of March 31, 2020

Department : Department of Finance
Agency : **BUREAU OF THE TREASURY**
Operating Unit : **CONSOLIDATED**
Organization Code : 11-005-00-00000
Funding Source Code : ALL FUNDS_Cluster 01 (REGULAR AGENCY FUND) and Cluster 04 (SPECIAL ACCOUNT - FOREIGN GRANTS)

FAR No. 1 - Consolidated_BTr RA

X	Current Year Appropriations
	Supplemental Appropriations
X	Continuing Appropriations

PARTICULARS	UACS Code	APPROPRIATIONS			ALLOTMENTS					CURRENT YEAR OBLIGATIONS				
		Authorized Appropriation	Adjustments	Adjusted Appropriation	Allotments received	Adjustments	Transf er To	Transf er From	Adjusted Total Allotments	1st Quarter	2nd Quarter	3rd Quarter	4th Quarter	TOTAL
1	2	3	4	5=3+4	6	7	8	9	10=6+7-8+9	11	12	13	14	15=11+14
Total, Agency Specific Budget		978,764,000.00	-	978,764,000.00	978,764,000.00	-	-	-	978,764,000.00	167,270,470.86	-	-	-	167,270,470.86
PS		472,149,000.00	-	472,149,000.00	472,149,000.00	-	-	-	472,149,000.00	104,821,277.47	-	-	-	104,821,277.47
MOOE		442,138,000.00	-	442,138,000.00	442,138,000.00	-	-	-	442,138,000.00	62,446,558.39	-	-	-	62,446,558.39
FINEX		-	-	-	-	-	-	-	-	-	-	-	-	-
CO		64,477,000.00	-	64,477,000.00	64,477,000.00	-	-	-	64,477,000.00	2,635.00	-	-	-	2,635.00
B. CONTINUING - R.A. 11260 - CY 2019	01 1 02 101													
B.I Program														
General Administration and Support		38,818,699.81	(310,500.00)	38,508,199.81	33,495,221.81	(310,500.00)	-	-	33,184,721.81	14,121,881.68	-	-	-	14,121,881.68
General Administration and Supervision														
Central Office	100000100001000	29,766,195.48	(310,500.00)	29,455,695.48	29,766,195.48	(310,500.00)	-	-	29,455,695.48	10,424,423.67	-	-	-	10,424,423.67
PS		79,709.83	-	79,709.83	79,709.83	-	-	-	79,709.83	794.99	-	-	-	794.99
MOOE		25,958,426.70	(310,500.00)	25,647,926.70	25,958,426.70	(310,500.00)	-	-	25,647,926.70	10,373,628.68	-	-	-	10,373,628.68
FINEX		-	-	-	-	-	-	-	-	-	-	-	-	-
CO		3,728,058.95	-	3,728,058.95	3,728,058.95	-	-	-	3,728,058.95	50,000.00	-	-	-	50,000.00
Administration of Personnel Benefits	100000100002000	9,052,504.33	-	9,052,504.33	3,729,026.33	-	-	-	3,729,026.33	3,697,458.01	-	-	-	3,697,458.01
PS		9,052,504.33	-	9,052,504.33	3,729,026.33	-	-	-	3,729,026.33	3,697,458.01	-	-	-	3,697,458.01
MOOE		-	-	-	-	-	-	-	-	-	-	-	-	-
FINEX		-	-	-	-	-	-	-	-	-	-	-	-	-
CO		-	-	-	-	-	-	-	-	-	-	-	-	-
Support To Operation		25,352,665.66	-	25,352,665.66	25,352,665.66	-	-	-	25,352,665.66	1,913,581.47	-	-	-	1,913,581.47
Provision of legal services including the conduct of research and investigation	200000100001000	871,932.95	-	871,932.95	871,932.95	-	-	-	871,932.95	134,157.80	-	-	-	134,157.80
PS		79,371.51	-	79,371.51	79,371.51	-	-	-	79,371.51	-	-	-	-	-
MOOE		792,561.44	-	792,561.44	792,561.44	-	-	-	792,561.44	134,157.80	-	-	-	134,157.80
FINEX		-	-	-	-	-	-	-	-	-	-	-	-	-
CO		-	-	-	-	-	-	-	-	-	-	-	-	-
Information system and IT support services	200000100002000	23,854,921.66	-	23,854,921.66	23,854,921.66	-	-	-	23,854,921.66	1,729,027.17	-	-	-	1,729,027.17
PS		1,005,719.20	-	1,005,719.20	1,005,719.20	-	-	-	1,005,719.20	-	-	-	-	-
MOOE		20,004,306.33	-	20,004,306.33	20,004,306.33	-	-	-	20,004,306.33	1,729,027.17	-	-	-	1,729,027.17
FINEX		-	-	-	-	-	-	-	-	-	-	-	-	-
CO		2,844,896.13	-	2,844,896.13	2,844,896.13	-	-	-	2,844,896.13	-	-	-	-	-

CY 2020 STATEMENT OF APPROPRIATIONS, ALLOTMENTS, OBLIGATIONS, DISBURSEMENTS AND BALANCES
As of March 31, 2020

Department : Department of Finance
Agency : **BUREAU OF THE TREASURY**
Operating Unit : **CONSOLIDATED**
Organization Code : **11-005-00-00000**
Funding Source Code : ALL FUNDS_Cluster 01 (REGULAR AGENCY FUND) and Cluster 04 (SPECIAL ACCOUNT - FOREIGN GRANTS)

FAR No. 1 - Consolidated_BTr RA

<input checked="" type="checkbox"/>	Current Year Appropriations
<input type="checkbox"/>	Supplemental Appropriations
<input checked="" type="checkbox"/>	Continuing Appropriations

PARTICULARS	UACS Code	APPROPRIATIONS			ALLOTMENTS					CURRENT YEAR OBLIGATIONS				
		Authorized Appropriation	Adjustments	Adjusted Appropriation	Allotments received	Adjustments	Transf er To	Transf er From	Adjusted Total Allotments	1st Quarter	2nd Quarter	3rd Quarter	4th Quarter	TOTAL
1	2	3	4	5=3+4	6	7	8	9	10=6+7-8+9	11	12	13	14	15=11:14
Research and technical support services	200000100003000	625,811.05	-	625,811.05	625,811.05	-	-	-	625,811.05	50,396.50	-	-	-	50,396.50
PS		172,128.01	-	172,128.01	172,128.01	-	-	-	172,128.01	-	-	-	-	-
MOOE		453,683.04	-	453,683.04	453,683.04	-	-	-	453,683.04	50,396.50	-	-	-	50,396.50
FINEX		-	-	-	-	-	-	-	-	-	-	-	-	-
CO		-	-	-	-	-	-	-	-	-	-	-	-	-
Operation		13,923,642.33	310,500.00	14,234,142.33	13,923,642.33	310,500.00	-	-	14,234,142.33	4,066,826.92	-	-	-	4,066,826.92
OO : Efficiency in cash management improved		-	-	-	-	-	-	-	-	-	-	-	-	-
Program I : Financial Asset Management Program		1,886,508.50	-	1,886,508.50	1,886,508.50	-	-	-	1,886,508.50	948,427.39	-	-	-	948,427.39
Cash management funding and investment of ex	310100100001000	1,854,395.98	-	1,854,395.98	1,854,395.98	-	-	-	1,854,395.98	921,381.22	-	-	-	921,381.22
PS		831,522.52	-	831,522.52	831,522.52	-	-	-	831,522.52	628,694.08	-	-	-	628,694.08
MOOE		907,217.46	-	907,217.46	907,217.46	-	-	-	907,217.46	292,687.14	-	-	-	292,687.14
FINEX		-	-	-	-	-	-	-	-	-	-	-	-	-
CO		115,656.00	-	115,656.00	115,656.00	-	-	-	115,656.00	-	-	-	-	-
Comprehensive and adequate insurance protection of		-	-	-	-	-	-	-	-	-	-	-	-	-
Strategically Important Government Asset	310100100002000	-	-	-	-	-	-	-	-	-	-	-	-	-
PS		-	-	-	-	-	-	-	-	-	-	-	-	-
MOOE		-	-	-	-	-	-	-	-	-	-	-	-	-
FINEX		-	-	-	-	-	-	-	-	-	-	-	-	-
CO		-	-	-	-	-	-	-	-	-	-	-	-	-
Development of Treasury Single Account (TSA)	310100200001000	32,112.52	-	32,112.52	32,112.52	-	-	-	32,112.52	27,046.17	-	-	-	27,046.17
PS		-	-	-	-	-	-	-	-	-	-	-	-	-
MOOE		32,112.52	-	32,112.52	32,112.52	-	-	-	32,112.52	27,046.17	-	-	-	27,046.17
FINEX		-	-	-	-	-	-	-	-	-	-	-	-	-
CO		-	-	-	-	-	-	-	-	-	-	-	-	-
OO : Efficiency in debt management achieved		-	-	-	-	-	-	-	-	-	-	-	-	-
Program II : Debt and Risk Management Program		3,252,887.25	-	3,252,887.25	3,252,887.25	-	-	-	3,252,887.25	200,786.83	-	-	-	200,786.83
Securities origination	320100100001000	1,448,126.85	-	1,448,126.85	1,448,126.85	-	-	-	1,448,126.85	122,448.52	-	-	-	122,448.52

CY 2020 STATEMENT OF APPROPRIATIONS, ALLOTMENTS, OBLIGATIONS, DISBURSEMENTS AND BALANCES
As of March 31, 2020

Department : Department of Finance
Agency : BUREAU OF THE TREASURY
Operating Unit : CONSOLIDATED
Organization Code : 11-005-00-00000
Funding Source Code : ALL FUNDS_Cluster 01 (REGULAR AGENCY FUND) and Cluster 04 (SPECIAL ACCOUNT - FOREIGN GRANTS)

FAR No. 1 - Consolidated_BTr RA

<input checked="" type="checkbox"/>	Current Year Appropriations
<input type="checkbox"/>	Supplemental Appropriations
<input checked="" type="checkbox"/>	Continuing Appropriations

PARTICULARS	UACS Code	APPROPRIATIONS			ALLOTMENTS					CURRENT YEAR OBLIGATIONS				
		Authorized Appropriation	Adjustments	Adjusted Appropriation	Allotments received	Adjustments	Transf er To	Transf er From	Adjusted Total Allotments	1st Quarter	2nd Quarter	3rd Quarter	4th Quarter	TOTAL
1	2	3	4	5=3+4	6	7	8	9	10=6+7-8+9	11	12	13	14	15=11+14
PS		10,708.64	-	10,708.64	10,708.64				10,708.64					-
MOOE		1,437,418.21	-	1,437,418.21	1,437,418.21				1,437,418.21	122,448.52				-
FINEX			-	-	-				-					122,448.52
CO			-	-	-				-					-
Debt monitoring and servicing	320100100002000	551,392.67	-	551,392.67	551,392.67	-	-	-	551,392.67	26,824.24	-	-	-	26,824.24
PS		70,411.49	-	70,411.49	70,411.49				70,411.49					-
MOOE		480,981.18	-	480,981.18	480,981.18				480,981.18	26,824.24				26,824.24
FINEX			-	-	-				-					-
CO			-	-	-				-					-
Risk management	320100100003000	1,253,367.73	-	1,253,367.73	1,253,367.73	-	-	-	1,253,367.73	51,514.07	-	-	-	51,514.07
PS		33,046.14	-	33,046.14	33,046.14				33,046.14					-
MOOE		1,220,321.59	-	1,220,321.59	1,220,321.59				1,220,321.59	51,514.07				51,514.07
FINEX			-	-	-				-					-
CO			-	-	-				-					-
OO : Efficiency in accounting of NG financial transactions enhanced														
Program III : NG Accounting Program		8,784,246.58	310,500.00	9,094,746.58	8,784,246.58	310,500.00	-	-	9,094,746.58	2,917,612.70	-	-	-	2,917,612.70
Recording of NG financial transactions	330100100001000	587,995.99	-	587,995.99	587,995.99	-	-	-	587,995.99	113,862.65	-	-	-	113,862.65
PS		68,870.48	-	68,870.48	68,870.48				68,870.48					-
MOOE		519,125.51	-	519,125.51	519,125.51				519,125.51	113,862.65				113,862.65
FINEX			-	-	-				-					-
CO			-	-	-				-					-
Reconciliation of NGAs books of accounts	330100100002000	148,015.15	-	148,015.15	148,015.15	-	-	-	148,015.15	-	-	-	-	-
PS		54,015.15	-	54,015.15	54,015.15				54,015.15					-
MOOE		94,000.00	-	94,000.00	94,000.00				94,000.00					-
FINEX			-	-	-				-					-
CO			-	-	-				-					-
Release of Allotment to Local Government Units	330100100003000	8,048,235.44	310,500.00	8,358,735.44	8,048,235.44	310,500.00	-	-	8,358,735.44	2,803,750.05	-	-	-	2,803,750.05
PS		5,854,881.16	-	5,854,881.16	5,854,881.16				5,854,881.16	1,810,938.93				1,810,938.93

CY 2020 STATEMENT OF APPROPRIATIONS, ALLOTMENTS, OBLIGATIONS, DISBURSEMENTS AND BALANCES
As of March 31, 2020

Department : Department of Finance
Agency : BUREAU OF THE TREASURY
Operating Unit : CONSOLIDATED
Organization Code : 11-005-00-00000
Funding Source Code : ALL FUNDS_Cluster 01 (REGULAR AGENCY FUND) and Cluster 04 (SPECIAL ACCOUNT - FOREIGN GRANTS)

FAR No. 1 - Consolidated_BTr RA

X	Current Year Appropriations
	Supplemental Appropriations
X	Continuing Appropriations

PARTICULARS	UACS Code	APPROPRIATIONS			ALLOTMENTS					CURRENT YEAR OBLIGATIONS				
		Authorized Appropriation	Adjustments	Adjusted Appropriation	Allotments received	Adjustments	Transf er To	Transf er From	Adjusted Total Allotments	1st Quarter	2nd Quarter	3rd Quarter	4th Quarter	TOTAL
1	2	3	4	5=3+4	6	7	8	9	10=6+7-8+9	11	12	13	14	15=11-14
MOOE		2,108,456.81	310,500.00	2,418,956.81	2,108,456.81	310,500.00			2,418,956.81	962,912.12				962,912.12
FINEX														
CO		84,897.47	-	84,897.47	84,897.47				84,897.47	29,899.00				29,899.00
Total, Continuing Appropriation		76,095,007.80	-	76,095,007.80	72,771,529.80	-	-	-	72,771,529.80	20,102,290.07	-	-	-	20,102,290.07
PS		17,312,888.46	-	17,312,888.46	11,989,410.46	-	-	-	11,989,410.46	6,137,886.01	-	-	-	6,137,886.01
MOOE		54,008,610.79	-	54,008,610.79	54,008,610.79	-	-	-	54,008,610.79	13,884,505.06	-	-	-	13,884,505.06
FINEX		-	-	-	-	-	-	-	-	-	-	-	-	-
CO		6,773,508.55	-	6,773,508.55	6,773,508.55	-	-	-	6,773,508.55	79,899.00	-	-	-	79,899.00
C. AUTOMATIC APPROPRIATIONS														
Retirement and Life Insurance Premium (RLIP)	01 1 04 102	41,873,000.00	-	41,873,000.00	41,873,000.00	-	-	-	41,873,000.00	8,330,982.01	-	-	-	8,330,982.01
PS - RLIP - Regular		41,873,000.00	-	41,873,000.00	41,873,000.00	-	-	-	41,873,000.00	8,330,982.01	-	-	-	8,330,982.01
GAS - OTOP	100000100001000	1,503,000.00	-	1,503,000.00	1,503,000.00	-	-	-	1,503,000.00	250,500.00	-	-	-	250,500.00
GAS - IAD	100000100001000	814,000.00	-	814,000.00	814,000.00	-	-	-	814,000.00	135,600.00	-	-	-	135,600.00
GAS - ADMIN	100000100001000	2,195,000.00	-	2,195,000.00	2,195,000.00	-	-	-	2,195,000.00	365,800.00	-	-	-	365,800.00
GAS - CENTRAL (BENEFITS)	100000100002000	-	-	-	-	-	-	-	-	-	-	-	-	-
STO - LEGAL	200000100001000	1,219,000.00	-	1,219,000.00	1,219,000.00	-	-	-	1,219,000.00	203,000.00	-	-	-	203,000.00
STO - MISS	200000100002000	1,358,000.00	-	1,358,000.00	1,358,000.00	-	-	-	1,358,000.00	224,928.96	-	-	-	224,928.96
STO - RESEARCH	200000100003000	2,087,000.00	-	2,087,000.00	2,087,000.00	-	-	-	2,087,000.00	347,800.00	-	-	-	347,800.00
PROGRAM I - AMS	310100100001000	3,015,000.00	-	3,015,000.00	3,015,000.00	-	-	-	3,015,000.00	502,500.00	-	-	-	502,500.00
PROGRAM I - ARD	310100100002000	-	-	-	-	-	-	-	-	-	-	-	-	-
PROGRAM I - LFP TSA	310100200001000	-	-	-	-	-	-	-	-	-	-	-	-	-
PROGRAM II - SOD/SSRD	320100100001000	811,000.00	-	811,000.00	811,000.00	-	-	-	811,000.00	135,000.00	-	-	-	135,000.00
PROGRAM II - DMAD/PD	320100100002000	1,131,000.00	-	1,131,000.00	1,131,000.00	-	-	-	1,131,000.00	188,500.00	-	-	-	188,500.00
PROGRAM II - LMS	320100100003000	756,000.00	-	756,000.00	756,000.00	-	-	-	756,000.00	126,000.00	-	-	-	126,000.00
PROGRAM III - ACCTG	330100100001000	3,007,000.00	-	3,007,000.00	3,007,000.00	-	-	-	3,007,000.00	385,281.86	-	-	-	385,281.86
PROGRAM III - BRAD	330100100002000	921,000.00	-	921,000.00	921,000.00	-	-	-	921,000.00	153,500.00	-	-	-	153,500.00
PROGRAM III - REGION	330100100003000	23,056,000.00	-	23,056,000.00	23,056,000.00	-	-	-	23,056,000.00	5,312,571.19	-	-	-	5,312,571.19
Total, Automatic Appropriation		41,873,000.00	-	41,873,000.00	41,873,000.00	-	-	-	41,873,000.00	8,330,982.01	-	-	-	8,330,982.01
PS		41,873,000.00	-	41,873,000.00	41,873,000.00	-	-	-	41,873,000.00	8,330,982.01	-	-	-	8,330,982.01
D. SPECIAL PURPOSE FUNDS														

CY 2020 STATEMENT OF APPROPRIATIONS, ALLOTMENTS, OBLIGATIONS, DISBURSEMENTS AND BALANCES
As of March 31, 2020

Department : Department of Finance
Agency : BUREAU OF THE TREASURY
Operating Unit : CONSOLIDATED
Organization Code : 11-005-00-00000
Funding Source Code : ALL FUNDS_Cluster 01 (REGULAR AGENCY FUND) and Cluster 04 (SPECIAL ACCOUNT - FOREIGN GRANTS)

FAR No. 1 - Consolidated_BTr RA

<input checked="" type="checkbox"/>	Current Year Appropriations
<input type="checkbox"/>	Supplemental Appropriations
<input checked="" type="checkbox"/>	Continuing Appropriations

PARTICULARS	UACS Code	APPROPRIATIONS			ALLOTMENTS					CURRENT YEAR OBLIGATIONS				
		Authorized Appropriation	Adjustments	Adjusted Appropriation	Allotments received	Adjustments	Transf er To	Transf er From	Adjusted Total Allotments	1st Quarter	2nd Quarter	3rd Quarter	4th Quarter	TOTAL
1	2	3	4	5=3+4	6	7	8	9	10=6+7-8+9	11	12	13	14	15=11-14
PS - Miscellaneous Personnel Benefits Fund (MP)	01101406	-	-	-	-	-	-	-	-	-	-	-	-	-
Salary (PS Deficiency)		-	-	-	-	-	-	-	-	-	-	-	-	-
GAS - ADMIN		-	-	-	-	-	-	-	-	-	-	-	-	-
Other PS - Service Recognition Incentive (SRI)		-	-	-	-	-	-	-	-	-	-	-	-	-
GAS - ADMIN		-	-	-	-	-	-	-	-	-	-	-	-	-
PS - Pension and Gratuity Fund (PGF)	01101407	-	-	-	-	-	-	-	-	-	-	-	-	-
Retirement Gratuity (RG) and Terminal Leave (TL)		-	-	-	-	-	-	-	-	-	-	-	-	-
GAS - ADMIN		-	-	-	-	-	-	-	-	-	-	-	-	-
Total, Special Purpose Funds		-	-	-	-	-	-	-	-	-	-	-	-	-
PS		-	-	-	-	-	-	-	-	-	-	-	-	-
MOOE		-	-	-	-	-	-	-	-	-	-	-	-	-
CO		-	-	-	-	-	-	-	-	-	-	-	-	-
TOTAL, REGULAR AGENCY BUDGET		1,098,732,007.80	-	1,098,732,007.80	1,093,408,529.80	-	-	-	1,093,408,529.80	195,703,742.94	-	-	-	195,703,742.94
PS		531,334,888.46	-	531,334,888.46	526,011,410.46	-	-	-	526,011,410.46	119,290,145.49	-	-	-	119,290,145.49
MOOE		496,146,610.79	-	496,146,610.79	496,146,610.79	-	-	-	496,146,610.79	76,331,063.45	-	-	-	76,331,063.45
FINEX		-	-	-	-	-	-	-	-	-	-	-	-	-
CO		71,250,508.55	-	71,250,508.55	71,250,508.55	-	-	-	71,250,508.55	82,534.00	-	-	-	82,534.00
RECAPITULATION BY MFO:														
PROGRAM I														
PS		33,159,522.52	-	33,159,522.52	33,159,522.52	-	-	-	33,159,522.52	8,511,186.22	-	-	-	8,511,186.22
MOOE		35,293,329.98	-	35,293,329.98	35,293,329.98	-	-	-	35,293,329.98	1,662,013.53	-	-	-	1,662,013.53
FINEX		-	-	-	-	-	-	-	-	-	-	-	-	-
CO		115,656.00	-	115,656.00	115,656.00	-	-	-	115,656.00	-	-	-	-	-
		68,568,508.50	-	68,568,508.50	68,568,508.50	-	-	-	68,568,508.50	10,173,199.75	-	-	-	10,173,199.75
PROGRAM II														
PS		29,241,166.27	-	29,241,166.27	29,241,166.27	-	-	-	29,241,166.27	7,412,659.00	-	-	-	7,412,659.00
MOOE		28,618,720.98	-	28,618,720.98	28,618,720.98	-	-	-	28,618,720.98	2,484,926.88	-	-	-	2,484,926.88
FINEX		-	-	-	-	-	-	-	-	-	-	-	-	-

CY 2020 STATEMENT OF APPROPRIATIONS, ALLOTMENTS, OBLIGATIONS, DISBURSEMENTS AND BALANCES
As of March 31, 2020

Department : Department of Finance
Agency : **BUREAU OF THE TREASURY**
Operating Unit : **CONSOLIDATED**
Organization Code : 11-005-00-00000
Funding Source Code : ALL FUNDS_Cluster 01 (REGULAR AGENCY FUND) and Cluster 04 (SPECIAL ACCOUNT - FOREIGN GRANTS)

FAR No. 1 - Consolidated_BTr RA

<input checked="" type="checkbox"/>	Current Year Appropriations
<input type="checkbox"/>	Supplemental Appropriations
<input checked="" type="checkbox"/>	Continuing Appropriations

PARTICULARS	UACS Code	APPROPRIATIONS			ALLOTMENTS					CURRENT YEAR OBLIGATIONS				
		Authorized Appropriation	Adjustments	Adjusted Appropriation	Allotments received	Adjustments	Transfer To	Transfer From	Adjusted Total Allotments	1st Quarter	2nd Quarter	3rd Quarter	4th Quarter	TOTAL
1	2	3	4	5=3+4	6	7	8	9	10=6+7-8+9	11	12	13	14	15=11+14
CO		-	-	-	-	-	-	-	-	-	-	-	-	-
		57,859,887.25	-	57,859,887.25	57,859,887.25	-	-	-	57,859,887.25	9,897,585.88	-	-	-	9,897,585.88
PROGRAM III														
PS		297,125,766.79	-	297,125,766.79	297,125,766.79	-	-	-	297,125,766.79	67,213,148.98	-	-	-	67,213,148.98
MOOE		93,221,582.32	1,926,500.00	95,148,082.32	93,221,582.32	1,926,500.00	-	-	95,148,082.32	19,656,387.89	-	-	-	19,656,387.89
FINEX		-	-	-	-	-	-	-	-	-	-	-	-	-
CO		15,919,897.47	-	15,919,897.47	15,919,897.47	-	-	-	15,919,897.47	32,534.00	-	-	-	32,534.00
		406,267,246.58	1,926,500.00	408,193,746.58	406,267,246.58	1,926,500.00	-	-	408,193,746.58	86,902,070.87	-	-	-	86,902,070.87
GENERAL ADMINISTRATION AND SUPPORT														
PS		78,598,214.16	-	78,598,214.16	73,274,736.16	-	-	-	73,274,736.16	16,438,332.95	-	-	-	16,438,332.95
MOOE		148,696,426.70	(310,500.00)	148,385,926.70	148,696,426.70	(310,500.00)	-	-	148,385,926.70	29,832,754.10	-	-	-	29,832,754.10
FINEX		-	-	-	-	-	-	-	-	-	-	-	-	-
CO		36,826,058.95	-	36,826,058.95	36,826,058.95	-	-	-	36,826,058.95	50,000.00	-	-	-	50,000.00
		264,120,699.81	(310,500.00)	263,810,199.81	258,797,221.81	(310,500.00)	-	-	258,486,721.81	46,321,087.05	-	-	-	46,321,087.05
SUPPORT TO OPERATION														
PS		51,337,218.72	-	51,337,218.72	51,337,218.72	-	-	-	51,337,218.72	11,383,836.33	-	-	-	11,383,836.33
MOOE		190,316,550.81	(1,616,000.00)	188,700,550.81	190,316,550.81	(1,616,000.00)	-	-	188,700,550.81	22,694,981.05	-	-	-	22,694,981.05
FINEX		-	-	-	-	-	-	-	-	-	-	-	-	-
CO		18,388,896.13	-	18,388,896.13	18,388,896.13	-	-	-	18,388,896.13	-	-	-	-	-
		260,042,665.66	(1,616,000.00)	258,426,665.66	260,042,665.66	(1,616,000.00)	-	-	258,426,665.66	34,078,817.38	-	-	-	34,078,817.38
TOTAL (RLIP NOT INCLUDED)		1,056,859,007.80	-	1,056,859,007.80	1,051,535,529.80	-	-	-	1,051,535,529.80	187,372,760.93	-	-	-	187,372,760.93
PS		489,461,888.46	-	489,461,888.46	484,138,410.46	-	-	-	484,138,410.46	110,959,163.48	-	-	-	110,959,163.48
MOOE		496,146,610.79	-	496,146,610.79	496,146,610.79	-	-	-	496,146,610.79	76,331,063.45	-	-	-	76,331,063.45
FINEX		-	-	-	-	-	-	-	-	-	-	-	-	-
CO		71,250,508.55	-	71,250,508.55	71,250,508.55	-	-	-	71,250,508.55	82,534.00	-	-	-	82,534.00
E. SPECIAL ACCOUNT - FOREIGN ASSISTED FUND	04 1 04 161													
Automatic Appro. - Foreign Grants Fund_Germany														
Program I - Cash Management:	10100301000000													
Cash mgmt funding and investment of excess fun	101003010100000													
KfW-IDF assisted BTr Capacity Devt. Support														

CY 2020 STATEMENT OF APPROPRIATIONS, ALLOTMENTS, OBLIGATIONS, DISBURSEMENTS AND BALANCES
As of March 31, 2020

Department : Department of Finance
Agency : BUREAU OF THE TREASURY
Operating Unit : CONSOLIDATED
Organization Code : 11-005-00-00000
Funding Source Code : ALL FUNDS_Cluster 01 (REGULAR AGENCY FUND) and Cluster 04 (SPECIAL ACCOUNT - FOREIGN GRANTS)

FAR No. 1 - Consolidated_BTr RA

X	Current Year Appropriations
	Supplemental Appropriations
X	Continuing Appropriations

PARTICULARS	UACS Code	APPROPRIATIONS			ALLOTMENTS					CURRENT YEAR OBLIGATIONS				
		Authorized Appropriation	Adjustments	Adjusted Appropriation	Allotments received	Adjustments	Transf er To	Transf er From	Adjusted Total Allotments	1st Quarter	2nd Quarter	3rd Quarter	4th Quarter	TOTAL
1	2	3	4	5=3+4	6	7	8	9	10=6+7-8+9	11	12	13	14	15=11+14
MOOE CO TOTAL		6,038,000.00 - 6,038,000.00	- - -	6,038,000.00 - 6,038,000.00	6,038,000.00 - 6,038,000.00	- - -	- - -	- - -	6,038,000.00 - 6,038,000.00	2,651,388.60 - 2,651,388.60	- - -	- - -	- - -	2,651,388.60 - 2,651,388.60
OVERALL SUMMARY:														
Regular Agency Fund	01	1,098,732,007.80	-	1,098,732,007.80	1,093,408,529.80	-	-	-	1,093,408,529.80	195,703,742.94	-	-	-	195,703,742.94
PS		531,334,888.46	-	531,334,888.46	526,011,410.46	-	-	-	526,011,410.46	119,290,145.49	-	-	-	119,290,145.49
MOOE		496,146,610.79	-	496,146,610.79	496,146,610.79	-	-	-	496,146,610.79	76,331,063.45	-	-	-	76,331,063.45
FINEX		-	-	-	-	-	-	-	-	-	-	-	-	-
CO		71,250,508.55	-	71,250,508.55	71,250,508.55	-	-	-	71,250,508.55	82,534.00	-	-	-	82,534.00
Special Account - Foreign Assisted Fund	04	6,038,000.00	-	6,038,000.00	6,038,000.00	-	-	-	6,038,000.00	2,651,388.60	-	-	-	2,651,388.60
PS		6,038,000.00	-	6,038,000.00	6,038,000.00	-	-	-	6,038,000.00	2,651,388.60	-	-	-	2,651,388.60
MOOE		-	-	-	-	-	-	-	-	-	-	-	-	-
FINEX		-	-	-	-	-	-	-	-	-	-	-	-	-
CO		-	-	-	-	-	-	-	-	-	-	-	-	-
GRAND TOTAL, BTr RA		1,104,770,007.80	-	1,104,770,007.80	1,099,446,529.80	-	-	-	1,099,446,529.80	198,355,131.54	-	-	-	198,355,131.54
PS		531,334,888.46	-	531,334,888.46	526,011,410.46	-	-	-	526,011,410.46	119,290,145.49	-	-	-	119,290,145.49
MOOE		502,184,610.79	-	502,184,610.79	502,184,610.79	-	-	-	502,184,610.79	78,982,452.05	-	-	-	78,982,452.05
FINEX		-	-	-	-	-	-	-	-	-	-	-	-	-
CO		71,250,508.55	-	71,250,508.55	71,250,508.55	-	-	-	71,250,508.55	82,534.00	-	-	-	82,534.00

CY 2020 STATEMENT OF APPROPRIATIONS, ALLOTMENTS, OBLIGATIONS, DISBURSEMENTS AND BALANCES
As of March 31, 2020

Department : Department of Finance
Agency : **BUREAU OF THE TREASURY**
Operating Unit : **CONSOLIDATED**
Organization Code : 11-005-00-00000
Funding Source Code : ALL FUNDS_Cluster 01 (REGULAR AGENCY FUND) and Cluster 04 (SPECIAL ACCOUNT - FOREIGN GRANTS)

FAR No. 1 - Consolidated_BTr RA

<input checked="" type="checkbox"/>	Current Year Appropriations
<input type="checkbox"/>	Supplemental Appropriations
<input checked="" type="checkbox"/>	Continuing Appropriations

PARTICULARS	UACS Code	APPROPRIATIONS			ALLOTMENTS					CURRENT YEAR OBLIGATIONS				
		Authorized Appropriation	Adjustments	Adjusted Appropriation	Allotments received	Adjustments	Transf er To	Transf er From	Adjusted Total Allotments	1st Quarter	2nd Quarter	3rd Quarter	4th Quarter	TOTAL
1	2	3	4	5=3+4	6	7	8	9	10=6+7-8+9	11	12	13	14	15=11+14

CY 2020 STATEMENT OF APPROPRIATIONS, ALLOTMENTS,
As of March 31, 2020

Department : Department of Finance
Agency : BUREAU OF THE TREASURY
Operating Unit : CONSOLIDATED
Organization Code : 11-005-00-00000
Funding Source Code : ALL FUNDS_Cluster 01 (REGULAR AGENCY FUND) and Cluster 04

FAR No. 1 - Consolidated_BTr RA

X	Current Year Appropriations
	Supplemental Appropriations
X	Continuing Appropriations

PARTICULARS	UACS Code	CURRENT YEAR DISBURSEMENTS					BALANCES			
		1st Quarter	2nd Quarter	3rd Quarter	4th Quarter	TOTAL	Unreleased Appropriations	Unobligated Allotments	Unpaid Obligations	
									(15-20)	(23+24)
									Due and Demandable	Not Yet Due and Demandable
1	2	16	17	18	19	20=16-19	21=5-10	22=16-15	23	24
BTr REGULAR AGENCY BUDGET										
A. AGENCY SPECIFIC BUDGET	01 1 01 101									
A.1 Program										
General Administration and Support		19,920,620.55	-	-	-	19,920,620.55	-	193,102,794.63	4,538,666.07	7,739,918.75
General Administration and Supervision						-	-	-		
Central Office	100000100001000	19,920,620.55	-	-	-	19,920,620.55	-	172,775,794.63	4,538,666.07	7,739,918.75
PS		8,260,576.06				8,260,576.06	-	36,398,920.05	4,479,503.89	-
MOOE		11,660,044.49				11,660,044.49	-	103,278,874.58	59,162.18	7,739,918.75
FINEX							-	-		
CO							-	33,088,000.00	-	
Administration of Personnel Benefits	100000100002000	-	-	-	-	-	-	20,327,000.00	-	-
PS						-	-	20,327,000.00	-	-
MOOE						-	-	-	-	-
FINEX						-	-	-	-	-
CO						-	-	-	-	-
Support To Operation		24,027,208.95	-	-	-	24,027,208.95	-	200,908,764.09	1,777,812.62	6,360,214.34
Provision of legal services including the conduct of research and investigation	200000100001000	3,573,536.64	-	-	-	3,573,536.64	-	18,802,472.72	962,878.00	396,112.64
PS		2,113,097.13				2,113,097.13	-	10,084,024.87	962,878.00	
MOOE		1,460,439.51				1,460,439.51	-	8,718,447.85	-	396,112.64
FINEX		-				-	-	-	-	
CO		-				-	-	-	-	
Information system and IT support services	200000100002000	14,712,056.46	-	-	-	14,712,056.46	-	154,357,409.23	774,432.61	5,844,101.70
PS		2,339,552.34				2,339,552.34	-	11,497,015.05	774,432.61	
MOOE		12,372,504.12				12,372,504.12	-	127,316,394.18	-	5,844,101.70
FINEX		-				-	-	-	-	
CO		-				-	-	15,544,000.00	-	
Research and technical support services	200000100003000	5,741,615.85	-	-	-	5,741,615.85	-	27,748,882.14	40,502.01	120,000.00
PS		5,153,374.24				5,153,374.24	-	17,115,123.75	40,502.01	
MOOE		588,241.61				588,241.61	-	10,633,758.39	-	120,000.00

CY 2020 STATEMENT OF APPROPRIATIONS, ALLOTMENTS,
As of March 31, 2020

Department : Department of Finance
Agency : BUREAU OF THE TREASURY
Operating Unit : CONSOLIDATED
Organization Code : 11-005-00-00000
Funding Source Code : ALL FUNDS_Cluster 01 (REGULAR AGENCY FUND) and Cluster 04

FAR No. 1 - Consolidated_BTr RA

X	Current Year Appropriations
	Supplemental Appropriations
X	Continuing Appropriations

PARTICULARS	UACS Code	CURRENT YEAR DISBURSEMENTS					BALANCES			
		1st Quarter	2nd Quarter	3rd Quarter	4th Quarter	TOTAL	Unreleased Appropriations	Unobligated Allotments	Unpaid Obligations	
									(15-20)	(23+24)
									Due and Demandable	Not Yet Due and Demandable
1	2	16	17	18	19	20 = 16-19	21=5-10	22=10-15	23	24
FINEX CO		-				-	-	-	-	
Operation		99,834,809.43	-	-	-	99,834,809.43	-	417,481,970.42	2,680,926.15	390,294.00
OO : Efficiency in cash management improved										
Program I : Financial Asset Management Program		9,154,772.36	-	-	-	9,154,772.36	-	57,457,227.64	-	70,000.00
Cash management funding and investment of exc	310100100001000	9,154,772.36	-	-	-	9,154,772.36	-	42,584,227.64	-	70,000.00
PS		7,882,492.14				7,882,492.14	-	24,445,507.86	-	
MOOE		1,272,280.22				1,272,280.22	-	18,138,719.78	-	70,000.00
FINEX		-				-	-	-	-	
CO		-				-	-	-	-	
Comprehensive and adequate insurance protection of Strategically Important Government Asset	310100100002000	-	-	-	-	-	-	-	-	-
PS							-	-	-	
MOOE							-	-	-	
FINEX							-	-	-	
CO							-	-	-	
Development of Treasury Single Account (TSA)	310100200001000	-	-	-	-	-	-	14,873,000.00	-	-
PS							-	-	-	
MOOE							-	14,873,000.00	-	
FINEX							-	-	-	
CO							-	-	-	
OO : Efficiency in debt management achieved										
Program II : Debt and Risk Management Program		9,478,255.05	-	-	-	9,478,255.05	-	44,910,200.95	-	218,544.00
Securities origination	320100100001000	3,662,873.67	-	-	-	3,662,873.67	-	18,125,402.33	-	69,724.00
PS		2,831,599.00				2,831,599.00	-	5,931,401.00	-	
MOOE		831,274.67				831,274.67	-	12,194,001.33	-	69,724.00
FINEX		-				-	-	-	-	
CO		-				-	-	-	-	

CY 2020 STATEMENT OF APPROPRIATIONS, ALLOTMENTS,
As of March 31, 2020

Department : Department of Finance
Agency : **BUREAU OF THE TREASURY**
Operating Unit : **CONSOLIDATED**
Organization Code : 11-005-00-00000
Funding Source Code : ALL FUNDS_Cluster 01 (REGULAR AGENCY FUND) and Cluster 04

FAR No. 1 - Consolidated_BTr RA

X	Current Year Appropriations
	Supplemental Appropriations
X	Continuing Appropriations

PARTICULARS	UACS Code	CURRENT YEAR DISBURSEMENTS					BALANCES			
		1st Quarter	2nd Quarter	3rd Quarter	4th Quarter	TOTAL	Unreleased Appropriations	Unobligated Allotments	Unpaid Obligations	
									(15-20)	(23+24)
									Due and Demandable	Not Yet Due and Demandable
1	2	16	17	18	19	20 = 16+19	21=5-10	22=10-15	23	24
Debt monitoring and servicing	320100100002000	3,373,477.36	-	-	-	3,373,477.36	-	11,872,522.64	-	108,000.00
PS		2,740,878.00				2,740,878.00	-	9,402,122.00	-	
MOOE		632,599.36				632,599.36	-	2,470,400.64	-	108,000.00
FINEX		-				-	-	-	-	
CO		-				-	-	-	-	
Risk management	320100100003000	2,441,904.02	-	-	-	2,441,904.02	-	14,912,275.98	-	40,820.00
PS		1,840,182.00				1,840,182.00	-	6,380,818.00	-	
MOOE		601,722.02				601,722.02	-	8,531,457.98	-	40,820.00
FINEX		-				-	-	-	-	
CO		-				-	-	-	-	
OO : Efficiency in accounting of NG financial transactions enhanced										
Program III : NG Accounting Program		81,201,782.02	-	-	-	81,201,782.02	-	315,114,541.83	2,680,926.15	101,750.00
Recording of NG financial transactions	330100100001000	9,668,221.40	-	-	-	9,668,221.40	-	35,306,018.16	4,010.44	75,750.00
PS		8,463,086.16				8,463,086.16	-	23,800,903.40	4,010.44	
MOOE		1,205,135.24				1,205,135.24	-	11,505,114.76	-	75,750.00
FINEX		-				-	-	-	-	
CO		-				-	-	-	-	
Reconciliation of NGAs books of accounts	330100100002000	2,072,635.00	-	-	-	2,072,635.00	-	9,818,365.00	-	26,000.00
PS		2,072,635.00				2,072,635.00	-	7,668,365.00	-	
MOOE		-				-	-	2,150,000.00	-	26,000.00
FINEX		-				-	-	-	-	
CO		-				-	-	-	-	
Release of Allotment to Local Government Units	330100100003000	69,460,925.62	-	-	-	69,460,925.62	-	269,990,158.67	2,676,915.71	-
PS		52,189,187.74				52,189,187.74	-	194,276,521.55	2,673,290.71	
MOOE		17,269,102.88				17,269,102.88	-	59,881,272.12	3,625.00	
FINEX		-				-	-	-	-	
CO		2,635.00				2,635.00	-	15,832,365.00	-	

CY 2020 STATEMENT OF APPROPRIATIONS, ALLOTMENTS,
As of March 31, 2020

Department : Department of Finance
Agency : BUREAU OF THE TREASURY
Operating Unit : CONSOLIDATED
Organization Code : 11-005-00-00000
Funding Source Code : ALL FUNDS_Cluster 01 (REGULAR AGENCY FUND) and Cluster 04

FAR No. 1 - Consolidated_BTr RA

X
X

Current Year Appropriations
Supplemental Appropriations
Continuing Appropriations

PARTICULARS	UACS Code	CURRENT YEAR DISBURSEMENTS					BALANCES			
		1st Quarter	2nd Quarter	3rd Quarter	4th Quarter	TOTAL	Unreleased Appropriations	Unobligated Allotments	Unpaid Obligations	
									(15-20)	(23+24)
									Due and Demandable	Not Yet Due and Demandable
1	2	16	17	18	19	20 = 16-19	21=5-10	22=10-15	23	24
Total, Agency Specific Budget		143,782,638.93	-	-	-	143,782,638.93	-	811,493,529.14	8,997,404.84	14,490,427.09
PS		95,886,659.81	-	-	-	95,886,659.81	-	367,327,722.53	8,934,617.66	-
MOOE		47,893,344.12	-	-	-	47,893,344.12	-	379,691,441.61	62,767.18	14,490,427.09
FINEX		-	-	-	-	-	-	-	-	-
CO		2,635.00	-	-	-	2,635.00	-	64,474,365.00	-	-
B. CONTINUING - R.A. 11260 - CY 2019	01 1 02 101									
B.I Program										
General Administration and Support		13,878,558.56	-	-	-	13,878,558.56	5,323,478.00	19,062,840.13	123,014.13	120,308.99
General Administration and Supervision										
Central Office	100000100001000	10,217,762.79	-	-	-	10,217,762.79	-	19,031,271.81	86,351.89	120,308.99
PS		794.99	-	-	-	794.99	-	78,914.84	-	-
MOOE		10,166,967.80	-	-	-	10,166,967.80	-	15,274,298.02	86,351.89	120,308.99
FINEX		-	-	-	-	-	-	-	-	-
CO		50,000.00	-	-	-	50,000.00	-	3,678,058.95	-	-
Administration of Personnel Benefits	100000100002000	3,660,795.77	-	-	-	3,660,795.77	5,323,478.00	31,568.32	36,662.24	-
PS		3,660,795.77	-	-	-	3,660,795.77	5,323,478.00	31,568.32	36,662.24	-
MOOE		-	-	-	-	-	-	-	-	-
FINEX		-	-	-	-	-	-	-	-	-
CO		-	-	-	-	-	-	-	-	-
Support To Operation		1,740,639.37	-	-	-	1,740,639.37	-	23,439,084.19	7,942.10	165,000.00
Provision of legal services including the conduct of research and investigation	200000100001000	100,057.80	-	-	-	100,057.80	-	737,775.15	2,100.00	32,000.00
PS		-	-	-	-	-	-	79,371.51	-	-
MOOE		100,057.80	-	-	-	100,057.80	-	658,403.64	2,100.00	32,000.00
FINEX		-	-	-	-	-	-	-	-	-
CO		-	-	-	-	-	-	-	-	-
Information system and IT support services	200000100002000	1,622,185.07	-	-	-	1,622,185.07	-	22,125,894.49	5,842.10	101,000.00
PS		-	-	-	-	-	-	1,005,719.20	-	-
MOOE		1,622,185.07	-	-	-	1,622,185.07	-	18,275,279.16	5,842.10	101,000.00
FINEX		-	-	-	-	-	-	-	-	-
CO		-	-	-	-	-	-	2,844,896.13	-	-

CY 2020 STATEMENT OF APPROPRIATIONS, ALLOTMENTS,
As of March 31, 2020

Department : Department of Finance
Agency : **BUREAU OF THE TREASURY**
Operating Unit : **CONSOLIDATED**
Organization Code : 11-005-00-00000
Funding Source Code : ALL FUNDS_Cluster 01 (REGULAR AGENCY FUND) and Cluster 04

FAR No. 1 - Consolidated_BTr RA

X	Current Year Appropriations
	Supplemental Appropriations
X	Continuing Appropriations

PARTICULARS	UACS Code	CURRENT YEAR DISBURSEMENTS					BALANCES			
		1st Quarter	2nd Quarter	3rd Quarter	4th Quarter	TOTAL	Unreleased Appropriations	Unobligated Allotments	Unpaid Obligations	
									(15-20)	(23+24)
									Due and Demandable	Not Yet Due and Demandable
1	2	16	17	18	19	20 = 16+19	21=5-10	22=10-15	23	24
Research and technical support services	200000100003000	18,396.50	-	-	-	18,396.50	-	575,414.55	-	32,000.00
PS		-				-	-	172,128.01	-	
MOOE		18,396.50				18,396.50	-	403,286.54	-	32,000.00
FINEX		-				-	-	-	-	
CO		-				-	-	-	-	
Operation		3,536,246.53	-	-	-	3,536,246.53	-	10,167,315.41	342,580.39	188,000.00
OO : Efficiency in cash management improved										
Program I : Financial Asset Management Program		536,417.18	-	-	-	536,417.18	-	938,081.11	312,010.21	100,000.00
Cash management funding and investment of ex	310100100001000	509,371.01	-	-	-	509,371.01	-	933,014.76	312,010.21	100,000.00
PS		316,683.87				316,683.87	-	202,828.44	312,010.21	
MOOE		192,687.14				192,687.14	-	614,530.32	-	100,000.00
FINEX		-				-	-	-	-	
CO		-				-	-	115,656.00	-	
Comprehensive and adequate insurance protection of										
Strategically Important Government Assest	310100100002000	-	-	-	-	-	-	-	-	-
PS						-	-	-	-	
MOOE						-	-	-	-	
FINEX						-	-	-	-	
CO						-	-	-	-	
Development of Treasury Single Account (TSA)	310100200001000	27,046.17	-	-	-	27,046.17	-	5,066.35	-	-
PS		-				-	-	-	-	
MOOE		27,046.17				27,046.17	-	5,066.35	-	
FINEX		-				-	-	-	-	
CO		-				-	-	-	-	
OO : Efficiency in debt management achieved										
Program II : Debt and Risk Management Program		105,086.21	-	-	-	105,086.21	-	3,052,100.42	7,700.62	88,000.00
Securities origination	320100100001000	54,448.52	-	-	-	54,448.52	-	1,325,678.33	-	68,000.00

CY 2020 STATEMENT OF APPROPRIATIONS, ALLOTMENTS,
As of March 31, 2020

Department : Department of Finance
Agency : **BUREAU OF THE TREASURY**
Operating Unit : **CONSOLIDATED**
Organization Code : 11-005-00-00000
Funding Source Code : ALL FUNDS_Cluster 01 (REGULAR AGENCY FUND) and Cluster 04

FAR No. 1 - Consolidated_BTr RA

X	Current Year Appropriations
	Supplemental Appropriations
X	Continuing Appropriations

PARTICULARS	UACS Code	CURRENT YEAR DISBURSEMENTS					BALANCES			
		1st Quarter	2nd Quarter	3rd Quarter	4th Quarter	TOTAL	Unreleased Appropriations	Unobligated Allotments	Unpaid Obligations	
									(15-20)	(23+24)
									Due and Demandable	Not Yet Due and Demandable
1	2	16	17	18	19	20 = 16-19	21 = 5-10	22 = 16-15	23	24
PS		-				-	-	10,708.64	-	
MOOE		54,448.52				54,448.52	-	1,314,969.69	-	68,000.00
FINEX		-				-	-	-	-	
CO		-				-	-	-	-	
Debt monitoring and servicing	320100100002000	6,824.24	-	-	-	6,824.24	-	524,568.43	-	20,000.00
PS		-				-	-	70,411.49	-	
MOOE		6,824.24				6,824.24	-	454,156.94	-	20,000.00
FINEX		-				-	-	-	-	
CO		-				-	-	-	-	
Risk management	320100100003000	43,813.45	-	-	-	43,813.45	-	1,201,853.66	7,700.62	-
PS		-				-	-	33,046.14	-	
MOOE		43,813.45				43,813.45	-	1,168,807.52	7,700.62	
FINEX		-				-	-	-	-	
CO		-				-	-	-	-	
OO : Efficiency in accounting of NG financial transactions enhanced										
Program III : NG Accounting Program		2,894,743.14	-	-	-	2,894,743.14	-	6,177,133.88	22,869.56	-
Recording of NG financial transactions	330100100001000	113,862.65	-	-	-	113,862.65	-	474,133.34	-	-
PS		-				-	-	68,870.48	-	
MOOE		113,862.65				113,862.65	-	405,262.86	-	
FINEX		-				-	-	-	-	
CO		-				-	-	-	-	
Reconciliation of NGAs books of accounts	330100100002000	-	-	-	-	-	-	148,015.15	-	-
PS		-				-	-	54,015.15	-	
MOOE		-				-	-	94,000.00	-	
FINEX		-				-	-	-	-	
CO		-				-	-	-	-	
Release of Allotment to Local Government Units	330100100003000	2,780,880.49	-	-	-	2,780,880.49	-	5,554,985.39	22,869.56	-
PS		1,803,603.93				1,803,603.93	-	4,043,942.23	7,335.00	

CY 2020 STATEMENT OF APPROPRIATIONS, ALLOTMENTS,
As of March 31, 2020

Department : Department of Finance
Agency : BUREAU OF THE TREASURY
Operating Unit : CONSOLIDATED
Organization Code : 11-005-00-00000
Funding Source Code : ALL FUNDS_Cluster 01 (REGULAR AGENCY FUND) and Cluster 04

FAR No. 1 - Consolidated_BTr RA

X	Current Year Appropriations
	Supplemental Appropriations
X	Continuing Appropriations

PARTICULARS	UACS Code	CURRENT YEAR DISBURSEMENTS					BALANCES			
		1st Quarter	2nd Quarter	3rd Quarter	4th Quarter	TOTAL	Unreleased Appropriations	Unobligated Allotments	Unpaid Obligations	
									(15-20)	(23+24)
1	2	16	17	18	19	20 = 16:19	21=5-10	22=10-15	23	24
MOOE		947,377.56				947,377.56	-	1,456,044.69	15,534.56	
FINEX		-				-	-	-	-	
CO		29,899.00				29,899.00	-	54,998.47	-	
Total, Continuing Appropriation		19,155,444.46	-	-	-	19,155,444.46	5,323,478.00	52,689,239.73	473,536.62	473,308.99
PS		5,781,878.56	-	-	-	5,781,878.56	5,323,478.00	5,851,524.45	356,007.45	-
MOOE		13,293,666.90	-	-	-	13,293,666.90	-	40,124,105.73	117,529.17	473,308.99
FINEX		-	-	-	-	-	-	-	-	-
CO		79,899.00	-	-	-	79,899.00	-	6,683,609.55	-	-
C. AUTOMATIC APPROPRIATIONS										
Retirement and Life Insurance Premium (RLIP)	01 1 04 102	8,330,982.01	-	-	-	8,330,982.01	-	33,542,017.99	-	-
PS - RLIP - Regular		8,330,982.01	-	-	-	8,330,982.01	-	33,542,017.99	-	-
GAS - OTOP	100000100001000	250,500.00	-	-	-	250,500.00	-	1,252,500.00	-	-
GAS - IAD	100000100001000	135,600.00	-	-	-	135,600.00	-	678,400.00	-	-
GAS - ADMIN	100000100001000	365,800.00	-	-	-	365,800.00	-	1,829,200.00	-	-
GAS - CENTRAL (BENEFITS)	100000100002000	-	-	-	-	-	-	-	-	-
STO - LEGAL	200000100001000	203,000.00	-	-	-	203,000.00	-	1,016,000.00	-	-
STO - MISS	200000100002000	224,928.96	-	-	-	224,928.96	-	1,133,071.04	-	-
STO - RESEARCH	200000100003000	347,800.00	-	-	-	347,800.00	-	1,739,200.00	-	-
PROGRAM I - AMS	310100100001000	502,500.00	-	-	-	502,500.00	-	2,512,500.00	-	-
PROGRAM I - ARD	310100100002000	-	-	-	-	-	-	-	-	-
PROGRAM I - LFP TSA	310100200001000	-	-	-	-	-	-	-	-	-
PROGRAM II - SOD/SSRD	320100100001000	135,000.00	-	-	-	135,000.00	-	676,000.00	-	-
PROGRAM II - DMAD/PD	320100100002000	188,500.00	-	-	-	188,500.00	-	942,500.00	-	-
PROGRAM II - LMS	320100100003000	126,000.00	-	-	-	126,000.00	-	630,000.00	-	-
PROGRAM III - ACCTG	330100100001000	385,281.86	-	-	-	385,281.86	-	2,621,718.14	-	-
PROGRAM III - BRAD	330100100002000	153,500.00	-	-	-	153,500.00	-	767,500.00	-	-
PROGRAM III - REGION	330100100003000	5,312,571.19	-	-	-	5,312,571.19	-	17,743,428.81	-	-
Total, Automatic Appropriation		8,330,982.01	-	-	-	8,330,982.01	-	33,542,017.99	-	-
PS		8,330,982.01	-	-	-	8,330,982.01	-	33,542,017.99	-	-
D. SPECIAL PURPOSE FUNDS										

CY 2020 STATEMENT OF APPROPRIATIONS, ALLOTMENTS,
As of March 31, 2020

Department : Department of Finance
Agency : **BUREAU OF THE TREASURY**
Operating Unit : **CONSOLIDATED**
Organization Code : 11-005-00-00000
Funding Source Code : ALL FUNDS_Cluster 01 (REGULAR AGENCY FUND) and Cluster 04

FAR No. 1 - Consolidated_BTr RA

X	Current Year Appropriations
	Supplemental Appropriations
X	Continuing Appropriations

PARTICULARS	UACS Code	CURRENT YEAR DISBURSEMENTS					BALANCES			
		1st Quarter	2nd Quarter	3rd Quarter	4th Quarter	TOTAL	Unreleased Appropriations	Unobligated Allotments	Unpaid Obligations	
									(15-20)	(23+24)
									Due and Demandable	Not Yet Due and Demandable
1	2	16	17	18	19	20 = 16-19	21=5-10	22=10-15	23	24
PS - Miscellaneous Personnel Benefits Fund (MP)	01101406	-	-	-	-	-	-	-	-	-
Salary (PS Deficiency)		-	-	-	-	-	-	-	-	-
GAS - ADMIN		-	-	-	-	-	-	-	-	-
Other PS - Service Recognition Incentive (SRI)		-	-	-	-	-	-	-	-	-
GAS - ADMIN		-	-	-	-	-	-	-	-	-
PS - Pension and Gratuity Fund (PGF)	01101407	-	-	-	-	-	-	-	-	-
Retirement Gratuity (RG) and Terminal Leave (TL)		-	-	-	-	-	-	-	-	-
GAS - ADMIN		-	-	-	-	-	-	-	-	-
Total, Special Purpose Funds		-	-	-	-	-	-	-	-	-
PS		-	-	-	-	-	-	-	-	-
MOOE		-	-	-	-	-	-	-	-	-
CO		-	-	-	-	-	-	-	-	-
TOTAL, REGULAR AGENCY BUDGET		171,269,065.40	-	-	-	171,269,065.40	5,323,478.00	897,704,788.86	9,470,941.46	14,963,736.08
PS		109,999,520.38	-	-	-	109,999,520.38	5,323,478.00	406,721,264.97	9,290,625.11	-
MOOE		61,187,011.02	-	-	-	61,187,011.02	-	419,815,647.34	180,316.35	14,963,736.08
FINEX		-	-	-	-	-	-	-	-	-
CO		82,534.00	-	-	-	82,534.00	-	71,167,974.55	-	-
RECAPITULATION BY MFO:										
PROGRAM I										
PS		8,199,176.01	-	-	-	8,199,176.01	-	24,648,336.30	312,010.21	-
MOOE		1,492,013.53	-	-	-	1,492,013.53	-	33,631,316.45	-	170,000.00
FINEX		-	-	-	-	-	-	-	-	-
CO		-	-	-	-	-	-	115,656.00	-	-
		9,691,189.54	-	-	-	9,691,189.54	-	58,395,308.75	312,010.21	170,000.00
PROGRAM II										
PS		7,412,659.00	-	-	-	7,412,659.00	-	21,828,507.27	-	-
MOOE		2,170,682.26	-	-	-	2,170,682.26	-	26,133,794.10	7,700.62	306,544.00
FINEX		-	-	-	-	-	-	-	-	-

CY 2020 STATEMENT OF APPROPRIATIONS, ALLOTMENTS,
As of March 31, 2020

Department : Department of Finance
Agency : **BUREAU OF THE TREASURY**
Operating Unit : **CONSOLIDATED**
Organization Code : 11-005-00-00000
Funding Source Code : ALL FUNDS_Cluster 01 (REGULAR AGENCY FUND) and Cluster 04

FAR No. 1 - Consolidated_BTr RA

X	Current Year Appropriations
	Supplemental Appropriations
X	Continuing Appropriations

PARTICULARS	UACS Code	CURRENT YEAR DISBURSEMENTS					BALANCES			
		1st Quarter	2nd Quarter	3rd Quarter	4th Quarter	TOTAL	Unreleased Appropriations	Unobligated Allotments	Unpaid Obligations	
									(15-20)	(23+24)
									Due and Demandable	Not Yet Due and Demandable
1	2	16	17	18	19	20 = 16-19	21=5-10	22=10-15	23	24
CO		-	-	-	-	-	-	-	-	-
		9,583,341.26	-	-	-	9,583,341.26	-	47,962,301.37	7,700.62	306,544.00
PROGRAM III										
PS		64,528,512.83	-	-	-	64,528,512.83	-	229,912,617.81	2,684,636.15	-
MOOE		19,535,478.33	-	-	-	19,535,478.33	-	75,491,694.43	19,159.56	101,750.00
FINEX		-	-	-	-	-	-	-	-	-
CO		32,534.00	-	-	-	32,534.00	-	15,887,363.47	-	-
		84,096,525.16	-	-	-	84,096,525.16	-	321,291,675.71	2,703,795.71	101,750.00
GENERAL ADMINISTRATION AND SUPPORT										
PS		11,922,166.82	-	-	-	11,922,166.82	5,323,478.00	56,836,403.21	4,516,166.13	-
MOOE		21,827,012.29	-	-	-	21,827,012.29	-	118,553,172.60	145,514.07	7,860,227.74
FINEX		-	-	-	-	-	-	-	-	-
CO		50,000.00	-	-	-	50,000.00	-	36,776,058.95	-	-
		33,799,179.11	-	-	-	33,799,179.11	5,323,478.00	212,165,634.76	4,661,680.20	7,860,227.74
SUPPORT TO OPERATION										
PS		9,606,023.71	-	-	-	9,606,023.71	-	39,953,382.39	1,777,812.62	-
MOOE		16,161,824.61	-	-	-	16,161,824.61	-	166,005,569.76	7,942.10	6,525,214.34
FINEX		-	-	-	-	-	-	-	-	-
CO		-	-	-	-	-	-	18,388,896.13	-	-
		25,767,848.32	-	-	-	25,767,848.32	-	224,347,848.28	1,785,754.72	6,525,214.34
TOTAL (RLIP NOT INCLUDED)		162,938,083.39	-	-	-	162,938,083.39	5,323,478.00	864,162,768.87	9,470,941.46	14,963,736.08
PS		101,668,538.37	-	-	-	101,668,538.37	5,323,478.00	373,179,246.98	9,290,625.11	-
MOOE		61,187,011.02	-	-	-	61,187,011.02	-	419,815,547.34	180,316.35	14,963,736.08
FINEX		-	-	-	-	-	-	-	-	-
CO		82,534.00	-	-	-	82,534.00	-	71,167,974.55	-	-
E. SPECIAL ACCOUNT - FOREIGN ASSISTED FUND	04 1 04 161									
Automatic Appro. - Foreign Grants Fund_Germany						-	-	-	-	-
Program I - Cash Management:	101003010000000					-	-	-	-	-
Cash mgmt funding and investment of excess fun	101003010100000					-	-	-	-	-
KfW-IDF assisted BTr Capacity Devt. Support						-	-	-	-	-

CY 2020 STATEMENT OF APPROPRIATIONS, ALLOTMENTS,
As of March 31, 2020

Department : Department of Finance
Agency : BUREAU OF THE TREASURY
Operating Unit : CONSOLIDATED
Organization Code : 11-005-00-00000
Funding Source Code : ALL FUNDS_Cluster 01 (REGULAR AGENCY FUND) and Cluster 04

FAR No. 1 - Consolidated_BTr RA

X	Current Year Appropriations
	Supplemental Appropriations
X	Continuing Appropriations

PARTICULARS	UACS Code	CURRENT YEAR DISBURSEMENTS					BALANCES			
		1st Quarter	2nd Quarter	3rd Quarter	4th Quarter	TOTAL	Unreleased Appropriations	Unobligated Allotments	Unpaid Obligations	
									(15-20)	(23+24)
									Due and Demandable	Not Yet Due and Demandable
1	2	16	17	18	19	20 = 16+19	21=5-10	22=10+15	23	24
MOOE		477,206.99				477,206.99	-	3,386,611.40	-	2,174,181.61
CO						-	-	-	-	-
TOTAL		477,206.99	-	-	-	477,206.99	-	3,386,611.40	-	2,174,181.61
OVERALL SUMMARY:										
Regular Agency Fund	01	171,269,065.40	-	-	-	171,269,065.40	5,323,478.00	897,704,786.86	9,470,941.46	14,963,736.08
PS		109,999,520.38	-	-	-	109,999,520.38	5,323,478.00	406,721,264.97	9,290,625.11	-
MOOE		61,187,011.02	-	-	-	61,187,011.02	-	419,815,547.34	180,316.35	14,963,736.08
FINEX		-	-	-	-	-	-	-	-	-
CO		82,534.00	-	-	-	82,534.00	-	71,167,974.55	-	-
Special Account - Foreign Assisted Fund	04	477,206.99	-	-	-	477,206.99	-	3,386,611.40	-	2,174,181.61
PS		477,206.99	-	-	-	477,206.99	-	3,386,611.40	-	2,174,181.61
MOOE		-	-	-	-	-	-	-	-	-
FINEX		-	-	-	-	-	-	-	-	-
CO		-	-	-	-	-	-	-	-	-
GRAND TOTAL, BTr RA		171,746,272.39	-	-	-	171,746,272.39	5,323,478.00	901,091,398.26	9,470,941.46	17,137,917.69
PS		109,999,520.38	-	-	-	109,999,520.38	5,323,478.00	406,721,264.97	9,290,625.11	-
MOOE		61,664,218.01	-	-	-	61,664,218.01	-	423,202,158.74	180,316.35	17,137,917.69
FINEX		-	-	-	-	-	-	-	-	-
CO		82,534.00	-	-	-	82,534.00	-	71,167,974.55	-	-
							(0.00)	-	(0.00)	-

CY 2020 STATEMENT OF APPROPRIATIONS, ALLOTMENTS,
As of March 31, 2020


Department : Department of Finance
Agency : **BUREAU OF THE TREASURY**
Operating Unit : **CONSOLIDATED**
Organization Code : 11-005-00-00000
Funding Source Code : ALL FUNDS_Cluster 01 (REGULAR AGENCY FUND) and Cluster 04


FAR No. 1 - Consolidated_BTr RA

X	Current Year Appropriations
	Supplemental Appropriations
X	Continuing Appropriations

PARTICULARS	UACS Code	CURRENT YEAR DISBURSEMENTS					BALANCES			
		1st Quarter	2nd Quarter	3rd Quarter	4th Quarter	TOTAL	Unreleased Appropriations	Unobligated Allotments	Unpaid Obligations	
									(15-20)	(23+24)
									Due and Demandable	Not Yet Due and Demandable
1	2	16	17	18	19	20 = 16+19	21=5-10	22=10-15	23	24

Certified Correct:



CYNTHIA C. AGBIN
OIC, Bureau Budget Division


REYNALDO Z. DELOS SANTOS
CTOO II, Bureau Accounting Division

Recommended by:


MARITES B. MASARAP
Director III, Accounting Service

Approved by:


SHARON P. ALMANZA, CESO II
Deputy Treasurer of the Philippines