

## CY 2020 STATEMENT OF APPROPRIATIONS, ALLOTMENTS, OBLIGATIONS, DISBURSEMENTS AND BALANCES

As of March 31, 2020

Department : Department of Finance  
 Agency : BUREAU OF THE TREASURY  
 Operating Unit : CENTRAL  
 Organization Code : 11-005-00-00000  
 Funding Source Code : ALL FUNDS\_Cluster 01 (REGULAR AGENCY FUND) and Cluster 04 (SPECIAL ACCOUNT - FOREIGN GRANTS)



## FAR No. 1 - CENTRAL\_BTr RA

X	Current Year Appropriations
	Supplemental Appropriations
X	Continuing Appropriations

PARTICULARS	UACS Code	APPROPRIATIONS			ALLOTMENTS					CURRENT YEAR OBLIGATIONS				
		Authorized Appropriation	Adjustments	Adjusted Appropriation	Allotments received	Adjustments	Transfer To	Transfer From	Adjusted Total Allotments	1st Quarter	2nd Quarter	3rd Quarter	4th Quarter	TOTAL
1	2	3	4	5=3+4	6	7	8	9	10=6+7-8+9	11	12	13	14	15=11:14
<b>BTr REGULAR AGENCY BUDGET</b>														
<b>AGENCY SPECIFIC BUDGET</b>														
<b>A.I Program</b>														
<b>General Administration and Support</b>														
General Administration and Supervision		225,302,000.00	-	225,302,000.00	225,302,000.00	-	-	-	225,302,000.00	32,199,205.37	-	-	-	32,199,205.37
Central Office	100000100001000	204,975,000.00	-	204,975,000.00	204,975,000.00	-	-	-	204,975,000.00	32,199,205.37	-	-	-	32,199,205.37
PS		49,139,000.00	-	49,139,000.00	49,139,000.00	-	-	-	49,139,000.00	12,740,079.95	-	-	-	12,740,079.95
MOOE		122,738,000.00	-	122,738,000.00	122,738,000.00	-	-	-	122,738,000.00	19,459,125.42	-	-	-	19,459,125.42
FINEX		-	-	-	-	-	-	-	-	-	-	-	-	-
CO		33,098,000.00	-	33,098,000.00	33,098,000.00	-	-	-	33,098,000.00	-	-	-	-	-
Administration of Personnel Benefits	100000100002000	20,327,000.00	-	20,327,000.00	20,327,000.00	-	-	-	20,327,000.00	-	-	-	-	-
**PS		20,327,000.00	-	20,327,000.00	20,327,000.00	-	-	-	20,327,000.00	-	-	-	-	-
MOOE		-	-	-	-	-	-	-	-	-	-	-	-	-
FINEX		-	-	-	-	-	-	-	-	-	-	-	-	-
CO		-	-	-	-	-	-	-	-	-	-	-	-	-
<b>Support To Operation</b>		234,690,000.00	(1,616,000.00)	233,074,000.00	234,690,000.00	(1,616,000.00)	-	-	233,074,000.00	32,029,889.87	-	-	-	32,029,889.87
Provision of legal services including the conduct of research and investigation	200000100001000	23,735,000.00	-	23,735,000.00	23,735,000.00	-	-	-	23,735,000.00	4,932,527.28	-	-	-	4,932,527.28
PS		13,160,000.00	-	13,160,000.00	13,160,000.00	-	-	-	13,160,000.00	3,075,975.13	-	-	-	3,075,975.13
MOOE		10,575,000.00	-	10,575,000.00	10,575,000.00	-	-	-	10,575,000.00	1,856,552.15	-	-	-	1,856,552.15
FINEX		-	-	-	-	-	-	-	-	-	-	-	-	-
CO		-	-	-	-	-	-	-	-	-	-	-	-	-
Information system and IT support services	200000100002000	177,304,000.00	(1,616,000.00)	175,688,000.00	177,304,000.00	(1,616,000.00)	-	-	175,688,000.00	21,195,244.73	-	-	-	21,195,244.73
PS		14,611,000.00	-	14,611,000.00	14,611,000.00	-	-	-	14,611,000.00	3,113,984.95	-	-	-	3,113,984.95
MOOE		147,149,000.00	(1,616,000.00)	145,533,000.00	147,149,000.00	(1,616,000.00)	-	-	145,533,000.00	18,081,259.78	-	-	-	18,081,259.78
FINEX		-	-	-	-	-	-	-	-	-	-	-	-	-
CO		15,544,000.00	-	15,544,000.00	15,544,000.00	-	-	-	15,544,000.00	-	-	-	-	-
Research and technical support services	200000100003000	33,651,000.00	-	33,651,000.00	33,651,000.00	-	-	-	33,651,000.00	5,902,117.86	-	-	-	5,902,117.86
PS		22,309,000.00	-	22,309,000.00	22,309,000.00	-	-	-	22,309,000.00	5,193,876.25	-	-	-	5,193,876.25
MOOE		11,342,000.00	-	11,342,000.00	11,342,000.00	-	-	-	11,342,000.00	708,241.61	-	-	-	708,241.61
FINEX		-	-	-	-	-	-	-	-	-	-	-	-	-
CO		-	-	-	-	-	-	-	-	-	-	-	-	-

COMMISSION ON AUDIT  
BUREAU OF THE TREASURY

RECEIVED

BY:   
DATE: 06/12/2020 TIME: 

**CY 2020 STATEMENT OF APPROPRIATIONS, ALLOTMENTS, OBLIGATIONS, DISBURSEMENTS AND BALANCES**  
As of March 31, 2020

Department : Department of Finance  
Agency : BUREAU OF THE TREASURY  
Operating Unit : CENTRAL  
Organization Code : 11-005-00-00000  
Funding Source Code : ALL FUNDS\_Cluster 01 (REGULAR AGENCY FUND) and Cluster 04 (SPECIAL ACCOUNT - FOREIGN GRANTS)

**FAR No. 1 - CENTRAL\_BTr RA**

X	Current Year Appropriations
	Supplemental Appropriations
X	Continuing Appropriations

PARTICULARS	UACS Code	APPROPRIATIONS			ALLOTMENTS					CURRENT YEAR OBLIGATIONS				
		Authorized Appropriation	Adjustments	Adjusted Appropriation	Allotments received	Adjustments	Transfer To	Transfer From	Adjusted Total Allotments	1st Quarter	2nd Quarter	3rd Quarter	4th Quarter	TOTAL
1	2	3	4	5=3+4	6	7	8	9	10=6+7-8+9	11	12	13	14	15=11-14
<b>Operation</b>		178,260,000.00	-	178,260,000.00	178,260,000.00	-	-	-	178,260,000.00	30,768,188.25	-	-	-	30,768,188.25
OO : Efficiency in cash management improved														
<b>Program I : Financial Asset Management Program</b>		66,682,000.00	-	66,682,000.00	66,682,000.00	-	-	-	66,682,000.00	9,224,772.36	-	-	-	9,224,772.36
Cash management funding and investment of excess fur	310100100001000	51,809,000.00	-	51,809,000.00	51,809,000.00	-	-	-	51,809,000.00	9,224,772.36	-	-	-	9,224,772.36
PS		32,328,000.00	-	32,328,000.00	32,328,000.00	-	-	-	32,328,000.00	7,882,492.14	-	-	-	7,882,492.14
MOOE		19,481,000.00	-	19,481,000.00	19,481,000.00	-	-	-	19,481,000.00	1,342,280.22	-	-	-	1,342,280.22
FINEX			-	-	-	-	-	-	-					-
CO			-	-	-	-	-	-	-					-
Comprehensive and adequate insurance protection of Strategically Important Government Asset	310100100002000	-	-	-	-	-	-	-	-	-	-	-	-	-
PS			-	-	-	-	-	-	-					-
MOOE			-	-	-	-	-	-	-					-
FINEX			-	-	-	-	-	-	-					-
CO			-	-	-	-	-	-	-					-
Development of Treasury Single Account (TSA)	310100200001000	14,873,000.00	-	14,873,000.00	14,873,000.00	-	-	-	14,873,000.00	-	-	-	-	-
PS			-	-	-	-	-	-	-					-
MOOE		14,873,000.00	-	14,873,000.00	14,873,000.00	-	-	-	14,873,000.00					-
FINEX			-	-	-	-	-	-	-					-
CO			-	-	-	-	-	-	-					-
OO : Efficiency in debt management achieved														
<b>Program II : Debt and Risk Management Program</b>		54,607,000.00	-	54,607,000.00	54,607,000.00	-	-	-	54,607,000.00	9,696,799.05	-	-	-	9,696,799.05
Securities origination	320100100001000	21,858,000.00	-	21,858,000.00	21,858,000.00	-	-	-	21,858,000.00	3,732,597.67	-	-	-	3,732,597.67
PS		8,763,000.00	-	8,763,000.00	8,763,000.00	-	-	-	8,763,000.00	2,831,599.00	-	-	-	2,831,599.00
MOOE		13,095,000.00	-	13,095,000.00	13,095,000.00	-	-	-	13,095,000.00	900,998.67	-	-	-	900,998.67
FINEX			-	-	-	-	-	-	-					-
CO			-	-	-	-	-	-	-					-
Debt monitoring and servicing	320100100002000	15,354,000.00	-	15,354,000.00	15,354,000.00	-	-	-	15,354,000.00	3,481,477.36	-	-	-	3,481,477.36

CY 2020 STATEMENT OF APPROPRIATIONS, ALLOTMENTS, OBLIGATIONS, DISBURSEMENTS AND BALANCES  
As of March 31, 2020

Department : Department of Finance  
Agency : BUREAU OF THE TREASURY  
Operating Unit : CENTRAL  
Organization Code : 11-005-00-00000  
Funding Source Code : ALL FUNDS\_Cluster 01 (REGULAR AGENCY FUND) and Cluster 04 (SPECIAL ACCOUNT - FOREIGN GRANTS)

FAR No. 1 - CENTRAL\_BTr RA

X	Current Year Appropriations
	Supplemental Appropriations
X	Continuing Appropriations

PARTICULARS	UACS Code	APPROPRIATIONS			ALLOTMENTS					CURRENT YEAR OBLIGATIONS				
		Authorized Appropriation	Adjustments	Adjusted Appropriation	Allotments received	Adjustments	Transfer To	Transfer From	Adjusted Total Allotments	1st Quarter	2nd Quarter	3rd Quarter	4th Quarter	TOTAL
1	2	3	4	5=3+4	6	7	8	9	10=6+7-8+9	11	12	13	14	15=11:14
PS		12,143,000.00	-	12,143,000.00	12,143,000.00				12,143,000.00	2,740,878.00				2,740,878.00
MOOE		3,211,000.00	-	3,211,000.00	3,211,000.00				3,211,000.00	740,599.36				740,599.36
FINEX			-	-	-				-					-
CO			-	-	-				-					-
Risk management	320100100003000	17,395,000.00	-	17,395,000.00	17,395,000.00	-	-	-	17,395,000.00	2,482,724.02	-	-	-	2,482,724.02
PS		8,221,000.00	-	8,221,000.00	8,221,000.00				8,221,000.00	1,840,182.00				1,840,182.00
MOOE		9,174,000.00	-	9,174,000.00	9,174,000.00				9,174,000.00	642,542.02				642,542.02
FINEX			-	-	-				-					-
CO			-	-	-				-					-
OO : Efficiency in accounting of NG financial transactions enhanced Program III : NG Accounting Program		56,971,000.00	-	56,971,000.00	56,971,000.00	-	-	-	56,971,000.00	11,846,616.84	-	-	-	11,846,616.84
Recording of NG financial transactions	330100100001000	45,054,000.00	-	45,054,000.00	45,054,000.00	-	-	-	45,054,000.00	9,747,981.84	-	-	-	9,747,981.84
PS		32,268,000.00	-	32,268,000.00	32,268,000.00				32,268,000.00	8,467,096.60				8,467,096.60
MOOE		12,786,000.00	-	12,786,000.00	12,786,000.00				12,786,000.00	1,280,885.24				1,280,885.24
FINEX			-	-	-				-					-
CO			-	-	-				-					-
Reconciliation of NGAs books of accounts	330100100002000	11,917,000.00	-	11,917,000.00	11,917,000.00	-	-	-	11,917,000.00	2,098,635.00	-	-	-	2,098,635.00
PS		9,741,000.00	-	9,741,000.00	9,741,000.00				9,741,000.00	2,072,635.00				2,072,635.00
MOOE		2,176,000.00	-	2,176,000.00	2,176,000.00				2,176,000.00	26,000.00				26,000.00
FINEX			-	-	-				-					-
CO			-	-	-				-					-
Release of Allotment to Local Government Units	330100100003000	-	-	-	-	-	-	-	-	-	-	-	-	-
PS			-	-	-				-					-
MOOE			-	-	-				-					-
FINEX			-	-	-				-					-
CO			-	-	-				-					-
<b>Total, Agency Specific Budget</b>		<b>638,252,000.00</b>	<b>(1,616,000.00)</b>	<b>636,636,000.00</b>	<b>638,252,000.00</b>	<b>(1,616,000.00)</b>	-	-	<b>636,636,000.00</b>	<b>94,997,283.49</b>	-	-	-	<b>94,997,283.49</b>
<b>PS</b>		<b>223,010,000.00</b>	-	<b>223,010,000.00</b>	<b>223,010,000.00</b>	-	-	-	<b>223,010,000.00</b>	<b>49,958,799.02</b>	-	-	-	<b>49,958,799.02</b>



## CY 2020 STATEMENT OF APPROPRIATIONS, ALLOTMENTS, OBLIGATIONS, DISBURSEMENTS AND BALANCES

As of March 31, 2020

Department : Department of Finance  
 Agency : BUREAU OF THE TREASURY  
 Operating Unit : CENTRAL  
 Organization Code : 11-005-00-00000  
 Funding Source Code : ALL FUNDS\_Cluster 01 (REGULAR AGENCY FUND) and Cluster 04 (SPECIAL ACCOUNT - FOREIGN GRANTS)

## FAR No. 1 - CENTRAL\_BTr RA

X	Current Year Appropriations
	Supplemental Appropriations
X	Continuing Appropriations

PARTICULARS	UACS Code	APPROPRIATIONS			ALLOTMENTS					CURRENT YEAR OBLIGATIONS				
		Authorized Appropriation	Adjustments	Adjusted Appropriation	Allotments received	Adjustments	Transfer To	Transfer From	Adjusted Total Allotments	1st Quarter	2nd Quarter	3rd Quarter	4th Quarter	TOTAL
1	2	3	4	5=3+4	6	7	8	9	10=6+7-8+9	11	12	13	14	15=11-14
MOOE		366,600,000.00	(1,616,000.00)	364,984,000.00	366,600,000.00	(1,616,000.00)	-	-	364,984,000.00	45,038,484.47	-	-	-	45,038,484.47
FINEX		-	-	-	-	-	-	-	-	-	-	-	-	-
CO		48,642,000.00	-	48,642,000.00	48,642,000.00	-	-	-	48,642,000.00	-	-	-	-	-
<b>B. CONTINUING - R.A. 11260 - CY 2019</b>	01 1 02 101			-					-					
<b>B.I Program</b>				-					-					
<b>General Administration and Support</b>		38,818,699.81	(310,500.00)	38,508,199.81	33,495,221.81	(310,500.00)	-	-	33,184,721.81	13,814,381.68	-	-	-	13,814,381.68
General Administration and Supervision				-					-					
Central Office	100000100001000	29,766,195.48	(310,500.00)	29,455,695.48	29,766,195.48	(310,500.00)	-	-	29,455,695.48	10,116,923.67	-	-	-	10,116,923.67
PS		79,709.83	-	79,709.83	79,709.83	-	-	-	79,709.83	794.99				794.99
MOOE		25,958,426.70	(310,500.00)	25,647,926.70	25,958,426.70	(310,500.00)	-	-	25,647,926.70	10,066,128.68				10,066,128.68
FINEX		-	-	-	-	-	-	-	-	-				-
CO		3,728,058.95	-	3,728,058.95	3,728,058.95	-	-	-	3,728,058.95	50,000.00				50,000.00
Administration of Personnel Benefits	100000100002000	9,052,504.33	-	9,052,504.33	3,729,026.33	-	-	-	3,729,026.33	3,697,458.01	-	-	-	3,697,458.01
PS		9,052,504.33	-	9,052,504.33	3,729,026.33	-	-	-	3,729,026.33	3,697,458.01				3,697,458.01
MOOE		-	-	-	-	-	-	-	-	-				-
FINEX		-	-	-	-	-	-	-	-	-				-
CO		-	-	-	-	-	-	-	-	-				-
<b>Support To Operation</b>		25,352,665.66	-	25,352,665.66	25,352,665.66	-	-	-	25,352,665.66	1,913,581.47	-	-	-	1,913,581.47
Provision of legal services including the conduct of research and investigation	200000100001000	871,932.95	-	871,932.95	871,932.95	-	-	-	871,932.95	134,157.80	-	-	-	134,157.80
PS		79,371.51	-	79,371.51	79,371.51	-	-	-	79,371.51	-				-
MOOE		792,561.44	-	792,561.44	792,561.44	-	-	-	792,561.44	134,157.80				134,157.80
FINEX		-	-	-	-	-	-	-	-	-				-
CO		-	-	-	-	-	-	-	-	-				-
Information system and IT support services	200000100002000	23,854,921.66	-	23,854,921.66	23,854,921.66	-	-	-	23,854,921.66	1,729,027.17	-	-	-	1,729,027.17
PS		1,005,719.20	-	1,005,719.20	1,005,719.20	-	-	-	1,005,719.20	-				-
MOOE		20,004,306.33	-	20,004,306.33	20,004,306.33	-	-	-	20,004,306.33	1,729,027.17				1,729,027.17
FINEX		-	-	-	-	-	-	-	-	-				-
CO		2,844,896.13	-	2,844,896.13	2,844,896.13	-	-	-	2,844,896.13	-				-

## CY 2020 STATEMENT OF APPROPRIATIONS, ALLOTMENTS, OBLIGATIONS, DISBURSEMENTS AND BALANCES

As of March 31, 2020

Department : Department of Finance  
 Agency : BUREAU OF THE TREASURY  
 Operating Unit : CENTRAL  
 Organization Code : 11-005-00-00000  
 Funding Source Code : ALL FUNDS\_Cluster 01 (REGULAR AGENCY FUND) and Cluster 04 (SPECIAL ACCOUNT - FOREIGN GRANTS)

## FAR No. 1 - CENTRAL\_BTr RA

X	Current Year Appropriations
	Supplemental Appropriations
X	Continuing Appropriations

PARTICULARS	UACS Code	APPROPRIATIONS			ALLOTMENTS					CURRENT YEAR OBLIGATIONS				
		Authorized Appropriation	Adjustments	Adjusted Appropriation	Allotments received	Adjustments	Transfer To	Transfer From	Adjusted Total Allotments	1st Quarter	2nd Quarter	3rd Quarter	4th Quarter	TOTAL
1	2	3	4	5=3+4	6	7	8	9	10=6+7-8+9	11	12	13	14	15=11+14
Research and technical support services	200000100003000	625,811.05	-	625,811.05	625,811.05	-	-	-	625,811.05	50,396.50	-	-	-	50,396.50
PS		172,128.01	-	172,128.01	172,128.01	-	-	-	172,128.01	-	-	-	-	-
MOOE		453,683.04	-	453,683.04	453,683.04	-	-	-	453,683.04	50,396.50	-	-	-	50,396.50
FINEX		-	-	-	-	-	-	-	-	-	-	-	-	-
CO		-	-	-	-	-	-	-	-	-	-	-	-	-
<b>Operation</b>		5,875,406.89	-	5,875,406.89	5,875,406.89	-	-	-	5,875,406.89	1,263,076.87	-	-	-	1,263,076.87
OO : Efficiency in cash management improved		-	-	-	-	-	-	-	-	-	-	-	-	-
<b>Program I : Financial Asset Management Program</b>		1,886,508.50	-	1,886,508.50	1,886,508.50	-	-	-	1,886,508.50	948,427.39	-	-	-	948,427.39
Cash management funding and investment of excess fur	310100100001000	1,854,395.98	-	1,854,395.98	1,854,395.98	-	-	-	1,854,395.98	921,381.22	-	-	-	921,381.22
PS		831,522.52	-	831,522.52	831,522.52	-	-	-	831,522.52	628,694.08	-	-	-	628,694.08
MOOE		907,217.46	-	907,217.46	907,217.46	-	-	-	907,217.46	292,687.14	-	-	-	292,687.14
FINEX		-	-	-	-	-	-	-	-	-	-	-	-	-
CO		115,656.00	-	115,656.00	115,656.00	-	-	-	115,656.00	-	-	-	-	-
Comprehensive and adequate insurance protection of Strategically Important Government Asset	310100100002000	-	-	-	-	-	-	-	-	-	-	-	-	-
PS		-	-	-	-	-	-	-	-	-	-	-	-	-
MOOE		-	-	-	-	-	-	-	-	-	-	-	-	-
FINEX		-	-	-	-	-	-	-	-	-	-	-	-	-
CO		-	-	-	-	-	-	-	-	-	-	-	-	-
Development of Treasury Single Account (TSA)	310100200001000	32,112.52	-	32,112.52	32,112.52	-	-	-	32,112.52	27,046.17	-	-	-	27,046.17
PS		-	-	-	-	-	-	-	-	-	-	-	-	-
MOOE		32,112.52	-	32,112.52	32,112.52	-	-	-	32,112.52	27,046.17	-	-	-	27,046.17
FINEX		-	-	-	-	-	-	-	-	-	-	-	-	-
CO		-	-	-	-	-	-	-	-	-	-	-	-	-
OO : Efficiency in debt management achieved		-	-	-	-	-	-	-	-	-	-	-	-	-
<b>Program II : Debt and Risk Management Program</b>		3,252,887.25	-	3,252,887.25	3,252,887.25	-	-	-	3,252,887.25	200,786.83	-	-	-	200,786.83
Securities origination	320100100001000	1,448,126.85	-	1,448,126.85	1,448,126.85	-	-	-	1,448,126.85	122,448.52	-	-	-	122,448.52
PS		10,708.64	-	10,708.64	10,708.64	-	-	-	10,708.64	-	-	-	-	-
MOOE		1,437,418.21	-	1,437,418.21	1,437,418.21	-	-	-	1,437,418.21	122,448.52	-	-	-	122,448.52

**CY 2020 STATEMENT OF APPROPRIATIONS, ALLOTMENTS, OBLIGATIONS, DISBURSEMENTS AND BALANCES**  
As of March 31, 2020

Department : Department of Finance  
Agency : BUREAU OF THE TREASURY  
Operating Unit : CENTRAL  
Organization Code : 11-005-00-00000  
Funding Source Code : ALL FUNDS\_Cluster 01 (REGULAR AGENCY FUND) and Cluster 04 (SPECIAL ACCOUNT - FOREIGN GRANTS)

**FAR No. 1 - CENTRAL\_BTr RA**

X	Current Year Appropriations
	Supplemental Appropriations
X	Continuing Appropriations

PARTICULARS	UACS Code	APPROPRIATIONS			ALLOTMENTS					CURRENT YEAR OBLIGATIONS				
		Authorized Appropriation	Adjustments	Adjusted Appropriation	Allotments received	Adjustments	Transfer To	Transfer From	Adjusted Total Allotments	1st Quarter	2nd Quarter	3rd Quarter	4th Quarter	TOTAL
1	2	3	4	5=3+4	6	7	8	9	10=6+7-8+9	11	12	13	14	15=11:14
FINEX CO			-	-	-				-					-
Debt monitoring and servicing	320100100002000	551,392.67	-	551,392.67	551,392.67	-	-	-	551,392.67	26,824.24	-	-	-	26,824.24
PS		70,411.49	-	70,411.49	70,411.49				70,411.49					-
MOOE		480,981.18	-	480,981.18	480,981.18				480,981.18	26,824.24				26,824.24
FINEX CO			-	-	-				-					-
Risk management	320100100003000	1,253,367.73	-	1,253,367.73	1,253,367.73	-	-	-	1,253,367.73	51,514.07	-	-	-	51,514.07
PS		33,046.14	-	33,046.14	33,046.14				33,046.14					-
MOOE		1,220,321.59	-	1,220,321.59	1,220,321.59				1,220,321.59	51,514.07				51,514.07
FINEX CO			-	-	-				-					-
OO : Efficiency in accounting of NG financial transactions enhanced Program III : NG Accounting Program		736,011.14	-	736,011.14	736,011.14	-	-	-	736,011.14	113,862.65	-	-	-	113,862.65
Recording of NG financial transactions	330100100001000	587,995.99	-	587,995.99	587,995.99	-	-	-	587,995.99	113,862.65	-	-	-	113,862.65
PS		68,870.48	-	68,870.48	68,870.48				68,870.48					-
MOOE		519,125.51	-	519,125.51	519,125.51				519,125.51	113,862.65				113,862.65
FINEX CO			-	-	-				-					-
Reconciliation of NGAs books of accounts	330100100002000	148,015.15	-	148,015.15	148,015.15	-	-	-	148,015.15	-	-	-	-	-
PS		54,015.15	-	54,015.15	54,015.15				54,015.15					-
MOOE		94,000.00	-	94,000.00	94,000.00				94,000.00					-
FINEX CO			-	-	-				-					-
Release of Allotment to Local Government Units	330100100003000	-	-	-	-	-	-	-	-	-	-	-	-	-
PS			-	-	-				-					-
MOOE			-	-	-				-					-



CY 2020 STATEMENT OF APPROPRIATIONS, ALLOTMENTS, OBLIGATIONS, DISBURSEMENTS AND BALANCES  
As of March 31, 2020

Department : Department of Finance  
Agency : BUREAU OF THE TREASURY  
Operating Unit : CENTRAL  
Organization Code : 11-005-00-00000  
Funding Source Code : ALL FUNDS\_Cluster 01 (REGULAR AGENCY FUND) and Cluster 04 (SPECIAL ACCOUNT - FOREIGN GRANTS)

FAR No. 1 - CENTRAL\_BTr RA

X	Current Year Appropriations
	Supplemental Appropriations
X	Continuing Appropriations

PARTICULARS	UACS Code	APPROPRIATIONS			ALLOTMENTS					CURRENT YEAR OBLIGATIONS				
		Authorized Appropriation	Adjustments	Adjusted Appropriation	Allotments received	Adjustments	Transfer To	Transfer From	Adjusted Total Allotments	1st Quarter	2nd Quarter	3rd Quarter	4th Quarter	TOTAL
1	2	3	4	5=3+4	6	7	8	9	10=6+7-8+9	11	12	13	14	15=11-14
FINEX CO			-	-	-				-					-
			-	-	-				-					-
<b>Total, Continuing Appropriation</b>		<b>70,046,772.36</b>	<b>(310,500.00)</b>	<b>69,736,272.36</b>	<b>64,723,294.36</b>	<b>(310,500.00)</b>	-	-	<b>64,412,794.36</b>	<b>16,991,040.02</b>	-	-	-	<b>16,991,040.02</b>
PS		11,458,007.30	-	11,458,007.30	6,134,529.30	-	-	-	6,134,529.30	4,326,947.08	-	-	-	4,326,947.08
MOOE		51,900,153.98	(310,500.00)	51,589,653.98	51,900,153.98	(310,500.00)	-	-	51,589,653.98	12,614,092.94	-	-	-	12,614,092.94
FINEX		-	-	-	-	-	-	-	-	-	-	-	-	-
CO		6,688,611.08	-	6,688,611.08	6,688,611.08	-	-	-	6,688,611.08	50,000.00	-	-	-	50,000.00
<b>C. AUTOMATIC APPROPRIATIONS</b>														
Retirement and Life Insurance Premium (RLIP)	01 1 04 102	18,817,000.00	-	18,817,000.00	18,817,000.00	-	-	-	18,817,000.00	3,018,410.82	-	-	-	3,018,410.82
PS - RLIP - Regular		18,817,000.00	-	18,817,000.00	18,817,000.00	-	-	-	18,817,000.00	3,018,410.82	-	-	-	3,018,410.82
GAS - OTOP	100000100001000	1,503,000.00	-	1,503,000.00	1,503,000.00	-	-	-	1,503,000.00	250,500.00	-	-	-	250,500.00
GAS - IAD	100000100001000	814,000.00	-	814,000.00	814,000.00	-	-	-	814,000.00	135,600.00	-	-	-	135,600.00
GAS - ADMIN	100000100001000	2,195,000.00	-	2,195,000.00	2,195,000.00	-	-	-	2,195,000.00	365,800.00	-	-	-	365,800.00
GAS - CENTRAL (BENEFITS)	100000100002000	-	-	-	-	-	-	-	-	-	-	-	-	-
STO - LEGAL	200000100001000	1,219,000.00	-	1,219,000.00	1,219,000.00	-	-	-	1,219,000.00	203,000.00	-	-	-	203,000.00
STO - MISS	200000100002000	1,358,000.00	-	1,358,000.00	1,358,000.00	-	-	-	1,358,000.00	224,928.96	-	-	-	224,928.96
STO - RESEARCH	200000100003000	2,087,000.00	-	2,087,000.00	2,087,000.00	-	-	-	2,087,000.00	347,800.00	-	-	-	347,800.00
PROGRAM I - AMS	310100100001000	3,015,000.00	-	3,015,000.00	3,015,000.00	-	-	-	3,015,000.00	502,500.00	-	-	-	502,500.00
PROGRAM I - ARD	310100100002000	-	-	-	-	-	-	-	-	-	-	-	-	-
PROGRAM I - LFP TSA	310100200001000	-	-	-	-	-	-	-	-	-	-	-	-	-
PROGRAM II - SOD/SSRD	320100100001000	811,000.00	-	811,000.00	811,000.00	-	-	-	811,000.00	135,000.00	-	-	-	135,000.00
PROGRAM II - DMAD/PD	320100100002000	1,131,000.00	-	1,131,000.00	1,131,000.00	-	-	-	1,131,000.00	188,500.00	-	-	-	188,500.00
PROGRAM II - LMS	320100100003000	756,000.00	-	756,000.00	756,000.00	-	-	-	756,000.00	126,000.00	-	-	-	126,000.00
PROGRAM III - ACCTG	330100100001000	3,007,000.00	-	3,007,000.00	3,007,000.00	-	-	-	3,007,000.00	385,281.86	-	-	-	385,281.86
PROGRAM III - BRAD	330100100002000	921,000.00	-	921,000.00	921,000.00	-	-	-	921,000.00	153,500.00	-	-	-	153,500.00
PROGRAM III - REGION	330100100003000	-	-	-	-	-	-	-	-	-	-	-	-	-
<b>Total, Automatic Appropriation</b>		<b>18,817,000.00</b>	<b>-</b>	<b>18,817,000.00</b>	<b>18,817,000.00</b>	<b>-</b>	<b>-</b>	<b>-</b>	<b>18,817,000.00</b>	<b>3,018,410.82</b>	<b>-</b>	<b>-</b>	<b>-</b>	<b>3,018,410.82</b>
PS		18,817,000.00	-	18,817,000.00	18,817,000.00	-	-	-	18,817,000.00	3,018,410.82	-	-	-	3,018,410.82
<b>D. SPECIAL PURPOSE FUNDS</b>														
PS - Miscellaneous Personnel Benefits Fund (MPBF)	01101406	-	-	-	-	-	-	-	-	-	-	-	-	-
Salary (PS Deficiency)		-	-	-	-	-	-	-	-	-	-	-	-	-

CY 2020 STATEMENT OF APPROPRIATIONS, ALLOTMENTS, OBLIGATIONS, DISBURSEMENTS AND BALANCES  
As of March 31, 2020

Department : Department of Finance  
Agency : BUREAU OF THE TREASURY  
Operating Unit : CENTRAL  
Organization Code : 11-005-00-00000  
Funding Source Code : ALL FUNDS\_Cluster 01 (REGULAR AGENCY FUND) and Cluster 04 (SPECIAL ACCOUNT - FOREIGN GRANTS)

FAR No. 1 - CENTRAL\_BTr RA

X	Current Year Appropriations
	Supplemental Appropriations
X	Continuing Appropriations

PARTICULARS	UACS Code	APPROPRIATIONS			ALLOTMENTS					CURRENT YEAR OBLIGATIONS				
		Authorized Appropriation	Adjustments	Adjusted Appropriation	Allotments received	Adjustments	Transfer To	Transfer From	Adjusted Total Allotments	1st Quarter	2nd Quarter	3rd Quarter	4th Quarter	TOTAL
1	2	3	4	5=3+4	6	7	8	9	10=6+7-8+9	11	12	13	14	15=11+14
GAS - ADMIN	01101407	-	-	-	-	-	-	-	-	-	-	-	-	-
Other PS - Service Recognition Incentive (SRI)		-	-	-	-	-	-	-	-	-	-	-	-	-
GAS - ADMIN		-	-	-	-	-	-	-	-	-	-	-	-	-
PS - Pension and Gratuity Fund (PGF)		-	-	-	-	-	-	-	-	-	-	-	-	-
Retirement Gratuity (RG) and Terminal Leave (TL)		-	-	-	-	-	-	-	-	-	-	-	-	-
GAS - ADMIN		-	-	-	-	-	-	-	-	-	-	-	-	-
<b>Total, Special Purpose Funds</b>		-	-	-	-	-	-	-	-	-	-	-	-	-
PS		-	-	-	-	-	-	-	-	-	-	-	-	-
MOOE		-	-	-	-	-	-	-	-	-	-	-	-	-
CO		-	-	-	-	-	-	-	-	-	-	-	-	-
<b>TOTAL, REGULAR AGENCY BUDGET</b>		727,115,772.36	(1,926,500.00)	725,189,272.36	721,792,294.36	(1,926,500.00)	-	-	719,865,794.36	115,006,734.33	-	-	-	115,006,734.33
PS		253,286,007.30	-	253,286,007.30	247,961,529.30	-	-	-	247,961,529.30	57,304,156.92	-	-	-	57,304,156.92
MOOE		418,500,153.98	(1,926,500.00)	416,573,653.98	418,500,153.98	(1,926,500.00)	-	-	416,573,653.98	57,652,577.41	-	-	-	57,652,577.41
FINEX		-	-	-	-	-	-	-	-	-	-	-	-	-
CO		55,330,611.08	-	55,330,611.08	55,330,611.08	-	-	-	55,330,611.08	50,000.00	-	-	-	50,000.00
<b>RECAPITULATION BY MFO:</b>														
PROGRAM I														
PS		33,159,522.52	-	33,159,522.52	33,159,522.52	-	-	-	33,159,522.52	8,511,186.22	-	-	-	8,511,186.22
MOOE		35,293,329.98	-	35,293,329.98	35,293,329.98	-	-	-	35,293,329.98	1,662,013.53	-	-	-	1,662,013.53
FINEX		-	-	-	-	-	-	-	-	-	-	-	-	-
CO		115,656.00	-	115,656.00	115,656.00	-	-	-	115,656.00	-	-	-	-	-
		68,568,508.50	-	68,568,508.50	68,568,508.50	-	-	-	68,568,508.50	10,173,199.75	-	-	-	10,173,199.75
PROGRAM II														
PS		29,241,166.27	-	29,241,166.27	29,241,166.27	-	-	-	29,241,166.27	7,412,659.00	-	-	-	7,412,659.00
MOOE		28,618,720.98	-	28,618,720.98	28,618,720.98	-	-	-	28,618,720.98	2,484,926.88	-	-	-	2,484,926.88
FINEX		-	-	-	-	-	-	-	-	-	-	-	-	-



CY 2020 STATEMENT OF APPROPRIATIONS, ALLOTMENTS, OBLIGATIONS, DISBURSEMENTS AND BALANCES  
As of March 31, 2020

Department : Department of Finance  
Agency : BUREAU OF THE TREASURY  
Operating Unit : CENTRAL  
Organization Code : 11-005-00-00000  
Funding Source Code : ALL FUNDS\_Cluster 01 (REGULAR AGENCY FUND) and Cluster 04 (SPECIAL ACCOUNT - FOREIGN GRANTS)

FAR No. 1 - CENTRAL\_BTr RA

X	Current Year Appropriations
	Supplemental Appropriations
X	Continuing Appropriations

PARTICULARS	UACS Code	APPROPRIATIONS			ALLOTMENTS					CURRENT YEAR OBLIGATIONS				
		Authorized Appropriation	Adjustments	Adjusted Appropriation	Allotments received	Adjustments	Transfer To	Transfer From	Adjusted Total Allotments	1st Quarter	2nd Quarter	3rd Quarter	4th Quarter	TOTAL
1	2	3	4	5=3+4	6	7	8	9	10=6+7-8+9	11	12	13	14	15=11-14
CO		-	-	-	-	-	-	-	-	-	-	-	-	-
		57,859,887.25	-	57,859,887.25	57,859,887.25	-	-	-	57,859,887.25	9,897,585.88	-	-	-	9,897,585.88
PROGRAM III														
PS		42,131,885.63	-	42,131,885.63	42,131,885.63	-	-	-	42,131,885.63	10,539,731.60	-	-	-	10,539,731.60
MOOE		15,575,125.51	-	15,575,125.51	15,575,125.51	-	-	-	15,575,125.51	1,420,747.89	-	-	-	1,420,747.89
FINEX		-	-	-	-	-	-	-	-	-	-	-	-	-
CO		-	-	-	-	-	-	-	-	-	-	-	-	-
		57,707,011.14	-	57,707,011.14	57,707,011.14	-	-	-	57,707,011.14	11,960,479.49	-	-	-	11,960,479.49
GENERAL ADMINISTRATION AND SUPPORT														
PS		78,598,214.16	-	78,598,214.16	73,274,736.16	-	-	-	73,274,736.16	16,438,332.95	-	-	-	16,438,332.95
MOOE		148,696,426.70	(310,500.00)	148,385,926.70	148,696,426.70	(310,500.00)	-	-	148,385,926.70	29,525,254.10	-	-	-	29,525,254.10
FINEX		-	-	-	-	-	-	-	-	-	-	-	-	-
CO		36,826,058.95	-	36,826,058.95	36,826,058.95	-	-	-	36,826,058.95	50,000.00	-	-	-	50,000.00
		264,120,699.81	(310,500.00)	263,810,199.81	258,797,221.81	(310,500.00)	-	-	258,486,721.81	46,013,587.05	-	-	-	46,013,587.05
SUPPORT TO OPERATION														
PS		51,337,218.72	-	51,337,218.72	51,337,218.72	-	-	-	51,337,218.72	11,383,836.33	-	-	-	11,383,836.33
MOOE		190,316,550.81	(1,616,000.00)	188,700,550.81	190,316,550.81	(1,616,000.00)	-	-	188,700,550.81	22,559,635.01	-	-	-	22,559,635.01
FINEX		-	-	-	-	-	-	-	-	-	-	-	-	-
CO		18,388,896.13	-	18,388,896.13	18,388,896.13	-	-	-	18,388,896.13	-	-	-	-	-
		260,042,665.66	(1,616,000.00)	258,426,665.66	260,042,665.66	(1,616,000.00)	-	-	258,426,665.66	33,943,471.34	-	-	-	33,943,471.34
TOTAL (RLIP NOT INCLUDED)		708,298,772.36	(1,926,500.00)	706,372,272.36	702,975,294.36	(1,926,500.00)	-	-	701,048,794.36	111,988,323.51	-	-	-	111,988,323.51
PS		234,468,007.30	-	234,468,007.30	229,144,529.30	-	-	-	229,144,529.30	54,285,746.10	-	-	-	54,285,746.10
MOOE		418,500,153.98	(1,926,500.00)	416,573,653.98	418,500,153.98	(1,926,500.00)	-	-	416,573,653.98	57,652,577.41	-	-	-	57,652,577.41
FINEX		-	-	-	-	-	-	-	-	-	-	-	-	-
CO		55,330,611.08	-	55,330,611.08	55,330,611.08	-	-	-	55,330,611.08	50,000.00	-	-	-	50,000.00
E. SPECIAL ACCOUNT - FOREIGN ASSISTED FUND	04 1 04 161													
Automatic Appro. - Foreign Grants Fund_Germany				-	-				-					-
MFO I - Cash Management	101003010000000			-	-				-					-

CY 2020 STATEMENT OF APPROPRIATIONS, ALLOTMENTS, OBLIGATIONS, DISBURSEMENTS AND BALANCES  
As of March 31, 2020

Department : Department of Finance  
Agency : BUREAU OF THE TREASURY  
Operating Unit : CENTRAL  
Organization Code : 11-005-00-00000  
Funding Source Code : ALL FUNDS\_Cluster 01 (REGULAR AGENCY FUND) and Cluster 04 (SPECIAL ACCOUNT - FOREIGN GRANTS)

FAR No. 1 - CENTRAL\_BTr RA

X	Current Year Appropriations
	Supplemental Appropriations
X	Continuing Appropriations

PARTICULARS	UACS Code	APPROPRIATIONS			ALLOTMENTS					CURRENT YEAR OBLIGATIONS				
		Authorized Appropriation	Adjustments	Adjusted Appropriation	Allotments received	Adjustments	Transfer To	Transfer From	Adjusted Total Allotments	1st Quarter	2nd Quarter	3rd Quarter	4th Quarter	TOTAL
1	2	3	4	5=3+4	6	7	8	9	10=6+7-8+9	11	12	13	14	15=11-14
Cash mgmt funding and investment of excess funds	101003010100000			-					-					-
KfW-IDF assisted BTr Capacity Devt. Support				-					-					-
MOOE		6,038,000.00	-	6,038,000.00	6,038,000.00				6,038,000.00	2,651,388.60				2,651,388.60
CO		-	-	-	-				-					-
TOTAL		6,038,000.00	-	6,038,000.00	6,038,000.00	-	-	-	6,038,000.00	2,651,388.60	-	-	-	2,651,388.60
<b>OVERALL SUMMARY:</b>														
Regular Agency Fund	01	727,115,772.36	(1,926,500.00)	725,189,272.36	721,792,294.36	(1,926,500.00)	-	-	719,865,794.36	115,006,734.33	-	-	-	115,006,734.33
PS		253,285,007.30	-	253,285,007.30	247,961,529.30	-	-	-	247,961,529.30	57,304,156.92	-	-	-	57,304,156.92
MOOE		418,500,153.98	(1,926,500.00)	416,573,653.98	418,500,153.98	(1,926,500.00)	-	-	416,573,653.98	57,652,577.41	-	-	-	57,652,577.41
FINEX		-	-	-	-	-	-	-	-	-	-	-	-	-
CO		55,330,611.08	-	55,330,611.08	55,330,611.08	-	-	-	55,330,611.08	50,000.00	-	-	-	50,000.00
Special Account - Foreign Assisted Fund	04	6,038,000.00	-	6,038,000.00	6,038,000.00	-	-	-	6,038,000.00	2,651,388.60	-	-	-	2,651,388.60
PS		-	-	-	-	-	-	-	-	-	-	-	-	-
MOOE		6,038,000.00	-	6,038,000.00	6,038,000.00	-	-	-	6,038,000.00	2,651,388.60	-	-	-	2,651,388.60
FINEX		-	-	-	-	-	-	-	-	-	-	-	-	-
CO		-	-	-	-	-	-	-	-	-	-	-	-	-
GRAND TOTAL, BTr RA		733,153,772.36	(1,926,500.00)	731,227,272.36	727,830,294.36	(1,926,500.00)	-	-	725,903,794.36	117,658,122.93	-	-	-	117,658,122.93
PS		253,285,007.30	-	253,285,007.30	247,961,529.30	-	-	-	247,961,529.30	57,304,156.92	-	-	-	57,304,156.92
MOOE		424,538,153.98	(1,926,500.00)	422,611,653.98	424,538,153.98	(1,926,500.00)	-	-	422,611,653.98	60,303,966.01	-	-	-	60,303,966.01
FINEX		-	-	-	-	-	-	-	-	-	-	-	-	-
CO		55,330,611.08	-	55,330,611.08	55,330,611.08	-	-	-	55,330,611.08	50,000.00	-	-	-	50,000.00



**CY 2020 STATEMENT OF APPROPRIATIONS, ALLOTMENTS, OBLIGATIONS, DISBURSEMENTS AND BALANCES**  
As of March 31, 2020

Department : **Department of Finance**  
Agency : **BUREAU OF THE TREASURY**  
Operating Unit : **CENTRAL**  
Organization Code : **11-005-00-00000**  
Funding Source Code : **ALL FUNDS\_Cluster 01 (REGULAR AGENCY FUND) and Cluster 04 (SPECIAL ACCOUNT - FOREIGN GRANTS)**

**FAR No. 1 - CENTRAL\_BT RA**

<input checked="" type="checkbox"/>	Current Year Appropriations
<input type="checkbox"/>	Supplemental Appropriations
<input checked="" type="checkbox"/>	Continuing Appropriations

PARTICULARS	UACS Code	APPROPRIATIONS			ALLOTMENTS					CURRENT YEAR OBLIGATIONS				
		Authorized Appropriation	Adjustments	Adjusted Appropriation	Allotments received	Adjustments	Transfer To	Transfer From	Adjusted Total Allotments	1st Quarter	2nd Quarter	3rd Quarter	4th Quarter	TOTAL
1	2	3	4	5=3+4	6	7	8	9	10=6+7-8+9	11	12	13	14	15=11+14

CY 2020 STATEMENT OF APPROPRIATIONS, ALLOTMENTS, OBLIGATIONS  
As of March 31, 2020

Department : Department of Finance  
Agency : BUREAU OF THE TREASURY  
Operating Unit : CENTRAL  
Organization Code : 11-005-00-00000  
Funding Source Code : ALL FUNDS\_Cluster 01 (REGULAR AGENCY FUNDS)

FAR No. 1 - CENTRAL\_BTr RA

X	Current Year Appropriations
	Supplemental Appropriations
X	Continuing Appropriations

PARTICULARS	UACS Code	CURRENT YEAR DISBURSEMENTS					BALANCES		Unpaid Obligations	
		1st Quarter	2nd Quarter	3rd Quarter	4th Quarter	TOTAL	Unreleased Appropriations	Unobligated Allotments	(15-20)	(23+24)
									Due and Demandable	Not Yet Due and Demandable
		16	17	18	19	20 = 16-19	21=5-10	22=10-15	23	24
<b>BTr REGULAR AGENCY BUDGET</b>										
<b>A. AGENCY SPECIFIC BUDGET</b>	01 1 01 101									
<b>A.I Program</b>										
<b>General Administration and Support</b>		19,920,620.55	-	-	-	19,920,620.55	-	193,102,794.63	4,538,666.07	7,739,918.75
General Administration and Supervision										
Central Office	100000100001000	19,920,620.55	-	-	-	19,920,620.55	-	172,775,794.63	4,538,666.07	7,739,918.75
PS		8,260,576.06				8,260,576.06	-	36,398,920.05	4,479,503.89	-
MOOE		11,660,044.49				11,660,044.49	-	103,278,874.58	59,162.18	7,739,918.75
FINEX							-			
CO							-	33,098,000.00	-	
Administration of Personnel Benefits	100000100002000	-	-	-	-	-	-	20,327,000.00	-	-
**PS						-	-	20,327,000.00	-	-
MOOE						-	-	-	-	-
FINEX						-	-	-	-	-
CO						-	-	-	-	-
<b>Support To Operation</b>		23,891,862.91	-	-	-	23,891,862.91	-	201,044,110.13	1,777,812.62	6,360,214.34
Provision of legal services including the conduct of research and investigation	200000100001000	3,573,536.64	-	-	-	3,573,536.64	-	18,802,472.72	962,878.00	396,112.64
PS		2,113,097.13				2,113,097.13	-	10,084,024.87	962,878.00	
MOOE		1,460,439.51				1,460,439.51	-	8,718,447.85	-	396,112.64
FINEX						-	-	-	-	
CO						-	-	-	-	
Information system and IT support services	200000100002000	14,576,710.42	-	-	-	14,576,710.42	-	154,492,755.27	774,432.61	5,844,101.70
PS		2,339,552.34				2,339,552.34	-	11,497,015.05	774,432.61	-
MOOE		12,237,158.08				12,237,158.08	-	127,451,740.22	-	5,844,101.70
FINEX						-	-	-	-	
CO						-	-	15,544,000.00	-	
Research and technical support services	200000100003000	5,741,615.85	-	-	-	5,741,615.85	-	27,748,882.14	40,502.01	120,000.00
PS		5,153,374.24				5,153,374.24	-	17,115,123.75	40,502.01	
MOOE		588,241.61				588,241.61	-	10,633,758.39	-	120,000.00
FINEX						-	-	-	-	
CO						-	-	-	-	-



CY 2020 STATEMENT OF APPROPRIATIONS, ALLOTMENTS, OBLIGATIONS  
As of March 31, 2020

Department : Department of Finance  
Agency : BUREAU OF THE TREASURY  
Operating Unit : CENTRAL  
Organization Code : 11-005-00-00000  
Funding Source Code : ALL FUNDS\_Cluster 01 (REGULAR AGENCY FUNDS)

FAR No. 1 - CENTRAL\_BTr RA

X	Current Year Appropriations
	Supplemental Appropriations
X	Continuing Appropriations

PARTICULARS	UACS Code	CURRENT YEAR DISBURSEMENTS					BALANCES		Unpaid Obligations	
		1st Quarter	2nd Quarter	3rd Quarter	4th Quarter	TOTAL	Unreleased Appropriations	Unobligated Allotments	(15-20)	(23+24)
									Due and Demandable	Not Yet Due and Demandable
1	2	16	17	18	19	20 = 16:19	21=5-10	22=10-15	23	24
<b>Operation</b>		30,373,883.81	-	-	-	30,373,883.81	-	147,491,811.75	4,010.44	390,294.00
OO : Efficiency in cash management improved										
<b>Program I : Financial Asset Management Program</b>		9,154,772.36	-	-	-	9,154,772.36	-	57,457,227.64	-	70,000.00
Cash management funding and investment of excess funds	310100100001000	9,154,772.36	-	-	-	9,154,772.36	-	42,584,227.64	-	70,000.00
PS		7,882,492.14				7,882,492.14	-	24,445,507.86	-	-
MOOE		1,272,280.22				1,272,280.22	-	18,138,719.78	-	70,000.00
FINEX						-	-	-	-	
CO						-	-	-	-	
Comprehensive and adequate insurance protection of Strategically Important Government Assets	310100100002000	-	-	-	-	-	-	-	-	-
PS						-	-	-	-	-
MOOE						-	-	-	-	-
FINEX						-	-	-	-	-
CO						-	-	-	-	-
Development of Treasury Single Account (TSA)	310100200001000	-	-	-	-	-	-	14,873,000.00	-	-
PS						-	-	-	-	-
MOOE						-	-	14,873,000.00	-	-
FINEX						-	-	-	-	-
CO						-	-	-	-	-
OO : Efficiency in debt management achieved										
<b>Program II : Debt and Risk Management Program</b>		9,478,255.05	-	-	-	9,478,255.05	-	44,910,200.95	-	218,544.00
Securities origination	320100100001000	3,662,873.67	-	-	-	3,662,873.67	-	18,125,402.33	-	69,724.00
PS		2,831,599.00				2,831,599.00	-	5,931,401.00	-	-
MOOE		831,274.67				831,274.67	-	12,194,001.33	-	69,724.00
FINEX						-	-	-	-	-
CO						-	-	-	-	-
Debt monitoring and servicing	320100100002000	3,373,477.36	-	-	-	3,373,477.36	-	11,872,522.64	-	108,000.00

CY 2020 STATEMENT OF APPROPRIATIONS, ALLOTMENTS, OBLIGATIONS  
As of March 31, 2020

Department : Department of Finance  
Agency : BUREAU OF THE TREASURY  
Operating Unit : CENTRAL  
Organization Code : 11-005-00-00000  
Funding Source Code : ALL FUNDS\_Cluster 01 (REGULAR AGENCY FUNDS)

FAR No. 1 - CENTRAL\_BTr RA

X	Current Year Appropriations
	Supplemental Appropriations
X	Continuing Appropriations

PARTICULARS	UACS Code	CURRENT YEAR DISBURSEMENTS					BALANCES		Unpaid Obligations	
		1st Quarter	2nd Quarter	3rd Quarter	4th Quarter	TOTAL	Unreleased Appropriations	Unobligated Allotments	(15-20)	(23+24)
		16	17	18	19	20 = 16+19	21=5-10	22=10-15	23	24
									Due and Demandable	Not Yet Due and Demandable
PS		2,740,878.00				2,740,878.00	-	9,402,122.00	-	-
MOOE		632,599.36				632,599.36	-	2,470,400.64	-	108,000.00
FINEX						-	-	-	-	-
CO						-	-	-	-	-
Risk management	320100100003000	2,441,904.02	-	-	-	2,441,904.02	-	14,912,275.98	-	40,820.00
PS		1,840,182.00				1,840,182.00	-	6,380,818.00	-	-
MOOE		601,722.02				601,722.02	-	8,531,457.98	-	40,820.00
FINEX						-	-	-	-	-
CO						-	-	-	-	-
OO : Efficiency in accounting of NG financial transactions enhanced Program III : NG Accounting Program		11,740,856.40	-	-	-	11,740,856.40	-	45,124,383.16	4,010.44	101,750.00
Recording of NG financial transactions	330100100001000	9,668,221.40	-	-	-	9,668,221.40	-	35,306,018.16	4,010.44	75,750.00
PS		8,463,086.16				8,463,086.16	-	23,800,903.40	4,010.44	-
MOOE		1,205,135.24				1,205,135.24	-	11,505,114.76	-	75,750.00
FINEX						-	-	-	-	-
CO						-	-	-	-	-
Reconciliation of NGAs books of accounts	330100100002000	2,072,635.00	-	-	-	2,072,635.00	-	9,818,365.00	-	26,000.00
PS		2,072,635.00				2,072,635.00	-	7,668,365.00	-	-
MOOE						-	-	2,150,000.00	-	26,000.00
FINEX						-	-	-	-	-
CO						-	-	-	-	-
Release of Allotment to Local Government Units	330100100003000	-	-	-	-	-	-	-	-	-
PS						-	-	-	-	-
MOOE						-	-	-	-	-
FINEX						-	-	-	-	-
CO						-	-	-	-	-
<b>Total, Agency Specific Budget</b>		<b>74,186,367.27</b>	-	-	-	<b>74,186,367.27</b>	-	<b>541,638,716.51</b>	<b>6,320,489.13</b>	<b>14,490,427.09</b>
PS		43,697,472.07	-	-	-	43,697,472.07	-	173,051,200.98	6,281,326.95	-



**CY 2020 STATEMENT OF APPROPRIATIONS, ALLOTMENTS, OBLIGATIONS**  
As of March 31, 2020

Department : Department of Finance  
Agency : BUREAU OF THE TREASURY  
Operating Unit : CENTRAL  
Organization Code : 11-005-00-00000  
Funding Source Code : ALL FUNDS\_Cluster 01 (REGULAR AGENCY FUNDS)

**FAR No. 1 - CENTRAL\_BTr RA**

X	Current Year Appropriations
	Supplemental Appropriations
X	Continuing Appropriations

PARTICULARS	UACS Code	CURRENT YEAR DISBURSEMENTS					BALANCES		Unpaid Obligations	
		1st Quarter	2nd Quarter	3rd Quarter	4th Quarter	TOTAL	Unreleased Appropriations	Unobligated Allotments	(15-20)	(23+24)
		16	17	18	19	20 = 16:19	21=5-10	22=10-15	23	24
									Due and Demandable	Not Yet Due and Demandable
MOOE		30,488,895.20	-	-	-	30,488,895.20	-	319,945,515.53	59,162.18	14,490,427.09
FINEX		-	-	-	-	-	-	-	-	-
CO		-	-	-	-	-	-	48,642,000.00	-	-
<b>B. CONTINUING - R.A. 11260 - CY 2019</b>	01 1 02 101									
<b>B.1 Program</b>										
<b>General Administration and Support</b>		13,571,058.56	-	-	-	13,571,058.56	5,323,478.00	19,370,340.13	123,014.13	120,308.99
General Administration and Supervision										
Central Office	100000100001000	9,910,262.79	-	-	-	9,910,262.79	-	19,338,771.81	86,351.89	120,308.99
PS		794.99	-	-	-	794.99	-	78,914.84	-	-
MOOE		9,859,467.80	-	-	-	9,859,467.80	-	15,581,798.02	86,351.89	120,308.99
FINEX		-	-	-	-	-	-	-	-	-
CO		50,000.00	-	-	-	50,000.00	-	3,678,058.95	-	-
Administration of Personnel Benefits	100000100002000	3,660,795.77	-	-	-	3,660,795.77	5,323,478.00	31,568.32	36,662.24	-
PS		3,660,795.77	-	-	-	3,660,795.77	5,323,478.00	31,568.32	36,662.24	-
MOOE		-	-	-	-	-	-	-	-	-
FINEX		-	-	-	-	-	-	-	-	-
CO		-	-	-	-	-	-	-	-	-
<b>Support To Operation</b>		1,740,639.37	-	-	-	1,740,639.37	-	23,439,084.19	7,942.10	165,000.00
Provision of legal services including the conduct of research and investigation	200000100001000	100,057.80	-	-	-	100,057.80	-	737,775.15	2,100.00	32,000.00
PS		-	-	-	-	-	-	79,371.51	-	-
MOOE		100,057.80	-	-	-	100,057.80	-	658,403.64	2,100.00	32,000.00
FINEX		-	-	-	-	-	-	-	-	-
CO		-	-	-	-	-	-	-	-	-
Information system and IT support services	200000100002000	1,622,185.07	-	-	-	1,622,185.07	-	22,125,894.49	5,842.10	101,000.00
PS		-	-	-	-	-	-	1,005,719.20	-	-
MOOE		1,622,185.07	-	-	-	1,622,185.07	-	18,275,279.16	5,842.10	101,000.00
FINEX		-	-	-	-	-	-	-	-	-
CO		-	-	-	-	-	-	2,844,896.13	-	-

CY 2020 STATEMENT OF APPROPRIATIONS, ALLOTMENTS, OBLIG  
As of March 31, 2020

Department : Department of Finance  
Agency : BUREAU OF THE TREASURY  
Operating Unit : CENTRAL  
Organization Code : 11-005-00-00000  
Funding Source Code : ALL FUNDS\_Cluster 01 (REGULAR AGENCY FUNT

FAR No. 1 - CENTRAL\_BTr RA

X	Current Year Appropriations
	Supplemental Appropriations
X	Continuing Appropriations

PARTICULARS	UACS Code	CURRENT YEAR DISBURSEMENTS					BALANCES		Unpaid Obligations	
		1st Quarter	2nd Quarter	3rd Quarter	4th Quarter	TOTAL	Unreleased Appropriations	Unobligated Allotments	(15-20)	(23+24)
		16	17	18	19	20 = 16-19	21=5-10	22=10-15	Due and Demandable	Not Yet Due and Demandable
		1	2	3	4	5	6	7	8	9
Research and technical support services	200000100003000	18,396.50	-	-	-	18,396.50	-	575,414.55	-	32,000.00
PS		-				-	-	172,128.01	-	-
MOOE		18,396.50				18,396.50	-	403,286.54	-	32,000.00
FINEX		-				-	-	-	-	-
CO		-				-	-	-	-	-
Operation		755,366.04	-	-	-	755,366.04	-	4,612,330.02	319,710.83	188,000.00
OO : Efficiency in cash management improved										
Program I : Financial Asset Management Program		536,417.18	-	-	-	536,417.18	-	938,081.11	312,010.21	100,000.00
Cash management funding and investment of excess funds	310100100001000	509,371.01	-	-	-	509,371.01	-	933,014.76	312,010.21	100,000.00
PS		316,683.87				316,683.87	-	202,828.44	312,010.21	-
MOOE		192,687.14				192,687.14	-	614,530.32	-	100,000.00
FINEX		-				-	-	-	-	-
CO		-				-	-	115,656.00	-	-
Comprehensive and adequate insurance protection of Strategically Important Government Assets	310100100002000	-	-	-	-	-	-	-	-	-
PS		-				-	-	-	-	-
MOOE		-				-	-	-	-	-
FINEX		-				-	-	-	-	-
CO		-				-	-	-	-	-
Development of Treasury Single Account (TSA)	310100200001000	27,046.17	-	-	-	27,046.17	-	5,066.35	-	-
PS		-				-	-	-	-	-
MOOE		27,046.17				27,046.17	-	5,066.35	-	-
FINEX		-				-	-	-	-	-
CO		-				-	-	-	-	-
OO : Efficiency in debt management achieved										
Program II : Debt and Risk Management Program		105,086.21	-	-	-	105,086.21	-	3,052,100.42	7,700.62	88,000.00
Securities origination	320100100001000	54,448.52	-	-	-	54,448.52	-	1,325,678.33	-	68,000.00
PS		-				-	-	10,708.64	-	-
MOOE		54,448.52				54,448.52	-	1,314,969.69	-	68,000.00



CY 2020 STATEMENT OF APPROPRIATIONS, ALLOTMENTS, OBLIG  
As of March 31, 2020

Department : Department of Finance  
Agency : BUREAU OF THE TREASURY  
Operating Unit : CENTRAL  
Organization Code : 11-005-00-00000  
Funding Source Code : ALL FUNDS\_Cluster 01 (REGULAR AGENCY FUN

FAR No. 1 - CENTRAL\_BTr RA

X
X

Current Year Appropriations  
Supplemental Appropriations  
Continuing Appropriations

PARTICULARS	UACS Code	CURRENT YEAR DISBURSEMENTS					BALANCES		Unpaid Obligations	
		1st Quarter	2nd Quarter	3rd Quarter	4th Quarter	TOTAL	Unreleased Appropriations	Unobligated Allotments	(15-20)	(23+24)
									Due and Demandable	Not Yet Due and Demandable
		16	17	18	19	20 = 16:19	21=5-10	22=10-15	23	24
FINEX CO		-				-	-	-	-	
Debt monitoring and servicing	320100100002000	6,824.24	-	-	-	6,824.24	-	524,568.43	-	20,000.00
PS		-				-	-	70,411.49	-	-
MOOE		6,824.24				6,824.24	-	454,156.94	-	20,000.00
FINEX CO		-				-	-	-	-	
Risk management	320100100003000	43,813.45	-	-	-	43,813.45	-	1,201,853.66	7,700.62	-
PS		-				-	-	33,046.14	-	-
MOOE		43,813.45				43,813.45	-	1,168,807.52	7,700.62	-
FINEX CO		-				-	-	-	-	-
OO : Efficiency in accounting of NG financial transactions enhanced Program III : NG Accounting Program		113,862.65	-	-	-	113,862.65	-	622,148.49	-	-
Recording of NG financial transactions	330100100001000	113,862.65	-	-	-	113,862.65	-	474,133.34	-	-
PS		-				-	-	68,870.48	-	-
MOOE		113,862.65				113,862.65	-	405,262.86	-	-
FINEX CO		-				-	-	-	-	-
Reconciliation of NGAs books of accounts	330100100002000	-	-	-	-	-	-	148,015.15	-	-
PS		-				-	-	54,015.15	-	-
MOOE		-				-	-	94,000.00	-	-
FINEX CO		-				-	-	-	-	-
Release of Allotment to Local Government Units	330100100003000	-	-	-	-	-	-	-	-	-
PS		-				-	-	-	-	-
MOOE		-				-	-	-	-	-

CY 2020 STATEMENT OF APPROPRIATIONS, ALLOTMENTS, OBLIG  
As of March 31, 2020

Department : Department of Finance  
Agency : BUREAU OF THE TREASURY  
Operating Unit : CENTRAL  
Organization Code : 11-005-00-00000  
Funding Source Code : ALL FUNDS\_Cluster 01 (REGULAR AGENCY FUN

FAR No. 1 - CENTRAL\_BTr RA

X	Current Year Appropriations
	Supplemental Appropriations
X	Continuing Appropriations

PARTICULARS	UACS Code	CURRENT YEAR DISBURSEMENTS					BALANCES		Unpaid Obligations	
		1st Quarter	2nd Quarter	3rd Quarter	4th Quarter	TOTAL	Unreleased Appropriations	Unobligated Allotments	(15-20)	(23+24)
									Due and Demandable	Not Yet Due and Demandable
		16	17	18	19	20 = 16 19	21=5-10	22=10-15	23	24
FINEX CO		- -				- -	- -	- -	- -	
<b>Total, Continuing Appropriation</b>		<b>16,067,063.97</b>	-	-	-	<b>16,067,063.97</b>	<b>5,323,478.00</b>	<b>47,421,754.34</b>	<b>450,667.06</b>	<b>473,308.99</b>
PS		3,978,274.63	-	-	-	3,978,274.63	5,323,478.00	1,807,582.22	348,672.45	-
MOOE		12,038,789.34	-	-	-	12,038,789.34	-	38,975,561.04	101,994.61	473,308.99
FINEX		-	-	-	-	-	-	-	-	-
CO		50,000.00	-	-	-	50,000.00	-	6,638,611.08	-	-
<b>C. AUTOMATIC APPROPRIATIONS</b>										
Retirement and Life Insurance Premium (RLIP)	01 1 04 102	3,018,410.82	-	-	-	3,018,410.82	-	15,798,589.18	-	-
PS - RLIP - Regular		3,018,410.82	-	-	-	3,018,410.82	-	15,798,589.18	-	-
GAS - OTOP	100000100001000	250,500.00				250,500.00	-	1,252,500.00	-	
GAS - IAD	100000100001000	135,600.00				135,600.00	-	678,400.00	-	
GAS - ADMIN	100000100001000	365,800.00				365,800.00	-	1,829,200.00	-	
GAS - CENTRAL (BENEFITS)	100000100002000	-				-	-	-	-	
STO - LEGAL	200000100001000	203,000.00				203,000.00	-	1,016,000.00	-	
STO - MISS	200000100002000	224,928.96				224,928.96	-	1,133,071.04	-	
STO - RESEARCH	200000100003000	347,800.00				347,800.00	-	1,739,200.00	-	
PROGRAM I - AMS	310100100001000	502,500.00				502,500.00	-	2,512,500.00	-	
PROGRAM I - ARD	310100100002000	-				-	-	-	-	
PROGRAM I - LFP TSA	310100200001000	-				-	-	-	-	
PROGRAM II - SOD/SSRD	320100100001000	135,000.00				135,000.00	-	676,000.00	-	
PROGRAM II - DMAD/PD	320100100002000	188,500.00				188,500.00	-	942,500.00	-	
PROGRAM II - LMS	320100100003000	126,000.00				126,000.00	-	630,000.00	-	
PROGRAM III - ACCTG	330100100001000	385,281.86				385,281.86	-	2,621,718.14	-	
PROGRAM III - BRAD	330100100002000	153,500.00				153,500.00	-	767,500.00	-	
PROGRAM III - REGION	330100100003000	-		-		-	-	-	-	
<b>Total, Automatic Appropriation</b>		<b>3,018,410.82</b>	-	-	-	<b>3,018,410.82</b>	-	<b>15,798,589.18</b>	-	-
PS		3,018,410.82	-	-	-	3,018,410.82	-	15,798,589.18	-	-
<b>D. SPECIAL PURPOSE FUNDS</b>										
PS - Miscellaneous Personnel Benefits Fund (MPBF)	01101406	-	-	-	-	-	-	-	-	-
Salary (PS Deficiency)		-	-	-	-	-	-	-	-	-



CY 2020 STATEMENT OF APPROPRIATIONS, ALLOTMENTS, OBLIGATIONS  
As of March 31, 2020

Department : Department of Finance  
Agency : BUREAU OF THE TREASURY  
Operating Unit : CENTRAL  
Organization Code : 11-005-00-00000  
Funding Source Code : ALL FUNDS\_Cluster 01 (REGULAR AGENCY FUNDS)

FAR No. 1 - CENTRAL\_BTr RA

X	Current Year Appropriations
	Supplemental Appropriations
X	Continuing Appropriations

PARTICULARS	UACS Code	CURRENT YEAR DISBURSEMENTS					BALANCES		Unpaid Obligations	
		1st Quarter	2nd Quarter	3rd Quarter	4th Quarter	TOTAL	Unreleased Appropriations	Unobligated Allotments	(15-20)	(23+24)
									Due and Demandable	Not Yet Due and Demandable
		16	17	18	19	20 = 16+19	21=5-10	22=10-15	23	24
GAS - ADMIN	01101407	-	-	-	-	-	-	-	-	-
Other PS - Service Recognition Incentive (SRI)		-	-	-	-	-	-	-	-	-
GAS - ADMIN		-	-	-	-	-	-	-	-	-
PS - Pension and Gratuity Fund (PGF)		-	-	-	-	-	-	-	-	-
Retirement Gratuity (RG) and Terminal Leave (TL)		-	-	-	-	-	-	-	-	-
GAS - ADMIN		-	-	-	-	-	-	-	-	-
<b>Total, Special Purpose Funds</b>		-	-	-	-	-	-	-	-	-
PS		-	-	-	-	-	-	-	-	-
MOOE		-	-	-	-	-	-	-	-	-
CO		-	-	-	-	-	-	-	-	-
<b>TOTAL, REGULAR AGENCY BUDGET</b>		<b>93,271,842.06</b>	-	-	-	<b>93,271,842.06</b>	<b>5,323,478.00</b>	<b>604,859,060.03</b>	<b>6,771,156.19</b>	<b>14,963,736.08</b>
PS		50,694,157.52	-	-	-	50,694,157.52	5,323,478.00	190,657,372.38	6,609,999.40	-
MOOE		42,527,684.54	-	-	-	42,527,684.54	-	358,921,076.57	161,156.79	14,963,736.08
FINEX		-	-	-	-	-	-	-	-	-
CO		50,000.00	-	-	-	50,000.00	-	55,280,611.08	-	-
<b>RECAPITULATION BY MFO:</b>										
PROGRAM I										
PS		8,199,176.01	-	-	-	8,199,176.01	-	24,648,336.30	312,010.21	-
MOOE		1,492,013.53	-	-	-	1,492,013.53	-	33,631,316.45	-	170,000.00
FINEX		-	-	-	-	-	-	-	-	-
CO		-	-	-	-	-	-	115,656.00	-	-
		9,691,189.54	-	-	-	9,691,189.54	-	58,395,308.75	312,010.21	170,000.00
PROGRAM II										
PS		7,412,659.00	-	-	-	7,412,659.00	-	21,828,507.27	-	-
MOOE		2,170,682.26	-	-	-	2,170,682.26	-	26,133,794.10	7,700.62	306,544.00
FINEX		-	-	-	-	-	-	-	-	-

CY 2020 STATEMENT OF APPROPRIATIONS, ALLOTMENTS, OBLIG  
As of March 31, 2020

Department : Department of Finance  
Agency : BUREAU OF THE TREASURY  
Operating Unit : CENTRAL  
Organization Code : 11-005-00-00000  
Funding Source Code : ALL FUNDS\_Cluster 01 (REGULAR AGENCY FUND)

FAR No. 1 - CENTRAL\_BTr RA

X	Current Year Appropriations
	Supplemental Appropriations
X	Continuing Appropriations

PARTICULARS	UACS Code	CURRENT YEAR DISBURSEMENTS					BALANCES		Unpaid Obligations	
		1st Quarter	2nd Quarter	3rd Quarter	4th Quarter	TOTAL	Unreleased Appropriations	Unobligated Allotments	(15-20)	(23+24)
									Due and Demandable	Not Yet Due and Demandable
		16	17	18	19	20 = 16+19	21=5-10	22=10-15	23	24
CO		-	-	-	-	-	-	-	-	-
		9,583,341.26	-	-	-	9,583,341.26	-	47,962,301.37	7,700.62	306,544.00
PROGRAM III										
PS		10,535,721.16	-	-	-	10,535,721.16	-	31,592,154.03	4,010.44	-
MOOE		1,318,997.89	-	-	-	1,318,997.89	-	14,154,377.62	-	101,750.00
FINEX		-	-	-	-	-	-	-	-	-
CO		-	-	-	-	-	-	-	-	-
		11,854,719.05	-	-	-	11,854,719.05	-	45,746,531.65	4,010.44	101,750.00
GENERAL ADMINISTRATION AND SUPPORT										
PS		11,922,166.82	-	-	-	11,922,166.82	5,323,478.00	56,836,403.21	4,516,166.13	-
MOOE		21,519,512.29	-	-	-	21,519,512.29	-	118,860,672.60	145,514.07	7,860,227.74
FINEX		-	-	-	-	-	-	-	-	-
CO		50,000.00	-	-	-	50,000.00	-	36,776,058.95	-	-
		33,491,679.11	-	-	-	33,491,679.11	5,323,478.00	212,473,134.76	4,661,680.20	7,860,227.74
SUPPORT TO OPERATION										
PS		9,606,023.71	-	-	-	9,606,023.71	-	39,953,382.39	1,777,812.62	-
MOOE		16,026,478.57	-	-	-	16,026,478.57	-	166,140,915.80	7,942.10	6,525,214.34
FINEX		-	-	-	-	-	-	-	-	-
CO		-	-	-	-	-	-	18,388,896.13	-	-
		25,632,502.28	-	-	-	25,632,502.28	-	224,483,194.32	1,785,754.72	6,525,214.34
TOTAL (RLIP NOT INCLUDED)		90,253,431.24	-	-	-	90,253,431.24	5,323,478.00	589,060,470.85	6,771,156.19	14,963,736.08
PS		47,675,746.70	-	-	-	47,675,746.70	5,323,478.00	174,858,783.20	6,609,999.40	-
MOOE		42,527,684.54	-	-	-	42,527,684.54	-	358,921,076.57	161,156.79	14,963,736.08
FINEX		-	-	-	-	-	-	-	-	-
CO		50,000.00	-	-	-	50,000.00	-	55,280,611.08	-	-
E. SPECIAL ACCOUNT - FOREIGN ASSISTED FUND	04 1 04 161									
Automatic Appro. - Foreign Grants Fund_Germany						-	-	-	-	-
MFO I : Cash Management	101003010000000					-	-	-	-	-

CY 2020 STATEMENT OF APPROPRIATIONS, ALLOTMENTS, OBLIG  
As of March 31, 2020

Department : Department of Finance  
Agency : BUREAU OF THE TREASURY  
Operating Unit : CENTRAL  
Organization Code : 11-005-00-00000  
Funding Source Code : ALL FUNDS\_Cluster 01 (REGULAR AGENCY FUN)

FAR No. 1 - CENTRAL\_BTr RA

X	Current Year Appropriations
	Supplemental Appropriations
X	Continuing Appropriations

PARTICULARS	UACS Code	CURRENT YEAR DISBURSEMENTS					BALANCES		Unpaid Obligations	
		1st Quarter	2nd Quarter	3rd Quarter	4th Quarter	TOTAL	Unreleased Appropriations	Unobligated Allotments	(15-20)	(23+24)
		16	17	18	19	20 = 16+19	21=5-10	22=10-15	Due and Demandable	Not Yet Due and Demandable
									23	24
Cash mgmt funding and investment of excess funds	101003010100000					-	-	-	-	-
KfW-IDF assisted BTr Capacity Devt. Support						-	-	-	-	-
MOOE		477,206.99				477,206.99	-	3,386,611.40	-	2,174,181.61
CO						-	-	-	-	-
TOTAL		477,206.99	-	-	-	477,206.99	-	3,386,611.40	-	2,174,181.61
<b>OVERALL SUMMARY:</b>										
Regular Agency Fund	01	93,271,842.06	-	-	-	93,271,842.06	5,323,478.00	604,859,060.03	6,771,156.19	14,963,736.08
PS		50,694,157.52	-	-	-	50,694,157.52	5,323,478.00	190,657,372.38	6,609,999.40	-
MOOE		42,527,684.54	-	-	-	42,527,684.54	-	358,921,076.57	161,156.79	14,963,736.08
FINEX		-	-	-	-	-	-	-	-	-
CO		50,000.00	-	-	-	50,000.00	-	55,280,611.08	-	-
Special Account - Foreign Assisted Fund	04	477,206.99	-	-	-	477,206.99	-	3,386,611.40	-	2,174,181.61
PS						-	-	-	-	-
MOOE		477,206.99	-	-	-	477,206.99	-	3,386,611.40	-	2,174,181.61
FINEX		-	-	-	-	-	-	-	-	-
CO		-	-	-	-	-	-	-	-	-
<b>GRAND TOTAL, BTr RA</b>		<b>93,749,049.05</b>	<b>-</b>	<b>-</b>	<b>-</b>	<b>93,749,049.05</b>	<b>5,323,478.00</b>	<b>608,245,671.43</b>	<b>6,771,156.19</b>	<b>17,137,917.69</b>
PS		50,694,157.52	-	-	-	50,694,157.52	5,323,478.00	190,657,372.38	6,609,999.40	-
MOOE		43,004,891.53	-	-	-	43,004,891.53	-	362,307,687.97	161,156.79	17,137,917.69
FINEX		-	-	-	-	-	-	-	-	-
CO		50,000.00	-	-	-	50,000.00	-	55,280,611.08	-	-



**CY 2020 STATEMENT OF APPROPRIATIONS, ALLOTMENTS, OBLIGATIONS**  
As of March 31, 2020

Department : Department of Finance  
Agency : BUREAU OF THE TREASURY  
Operating Unit : CENTRAL  
Organization Code : 11-005-00-00000  
Funding Source Code : ALL FUNDS\_Cluster 01 (REGULAR AGENCY FUNDS)

**FAR No. 1 - CENTRAL\_BTr RA**

X	Current Year Appropriations
	Supplemental Appropriations
X	Continuing Appropriations

PARTICULARS	UACS Code	CURRENT YEAR DISBURSEMENTS					BALANCES		Unpaid Obligations	
		1st Quarter	2nd Quarter	3rd Quarter	4th Quarter	TOTAL	Unreleased Appropriations	Unobligated Allotments	(15-20)	(23+24)
									Due and Demandable	Not Yet Due and Demandable
1	2	16	17	18	19	20 = 16:19	21=5-10	22=10-15	23	24

Certified correct:


  
**CYNTHIA C. AGBIN**  
OIC, Bureau Budget Division

  
**REYNALDO Z. DE LOS SANTOS**  
CTOO II, Bureau Accounting Division

Recommended by:

  
**MARITES B. MASARAP**  
Director III, Accounting Service

Approved by:

  
**SHARON P. ALMANZA, CESO II**  
Deputy Treasurer of the Philippines