


CY 2019 STATEMENT OF APPROPRIATIONS,
ALLOTMENTS, OBLIGATIONS, DISBURSEMENTS AND
BALANCES (SAAODB)

As of September 30, 2019

Department : Department of Finance
Agency : BUREAU OF THE TREASURY
Operating Unit : BTr NG OVERSIGHT
Organization Code : 11-005-00-00000
Funding Source :

Fund Cluster 01_RA Fund
Fund Cluster 02_FAP Fund



FAR No. 1_BTr NG OVERSIGHT_BSGC

X	New General Appropriations
X	Continuing Appropriations
X	Automatic Appropriations
X	Unprogrammed Funds

PARTICULARS	UACS CODE	APPROPRIATIONS			ALLOTMENTS					CURRENT YEAR OBLIGATIONS				
		Authorized Appropriation	Adjustments	Adjusted Appropriation	Allotments received	Adjustments	Transfer To	Transfer From	Adjusted Total Allotments	1st Quarter	2nd Quarter	3rd Quarter	4th Quarter	TOTAL
1	2	3	4	5=3+4	6	7	8	9	10=6+7-8+9	11	12	13	14	15=11:14
A. NEW GENERAL APPROPRIATIONS														
A.1 BUDGETARY SUPPORT TO GOVERNMENT CORPORATIONS														
Regular Agency Fund (01)														
A.1.a FY 2019 RA 11260, Budgetary Support to Government Corporations	01 1 01 277													
Maintenance and Other Operating Expenses	50200000 00	178,111,509,000.00	-	178,111,509,000.00	162,430,141,904.00				162,430,141,904.00		7,640,284,467.00	104,231,686,284.00		111,871,970,751.00
Capital Outlay	50600000 00	472,941,000.00	-	472,941,000.00	-				-					-
Total		178,584,450,000.00	-	178,584,450,000.00	162,430,141,904.00	-	-	-	162,430,141,904.00	-	7,640,284,467.00	104,231,686,284.00	-	111,871,970,751.00
A.1.b FY 2018 RA 10964 Re-Enacted, Budgetary Support to Government Corporations	01 1 01 277													
Maintenance and Other Operating Expenses	50200000 00	6,338,798,000.00	-	6,338,798,000.00	6,338,798,000.00				6,338,798,000.00	3,654,182,000.00	2,684,616,000.00			6,338,798,000.00
Capital Outlay	50600000 00		-	-	-				-					-
Total		6,338,798,000.00	-	6,338,798,000.00	6,338,798,000.00	-	-	-	6,338,798,000.00	3,654,182,000.00	2,684,616,000.00	-	-	6,338,798,000.00
A.1.c FY 2019 RA 11260, Equity Contribution	01 1 01 276													
Maintenance and Other Operating Expenses	50200000 00		-	-					-					-
Capital Outlay	50600000 00	1,083,186,000.00	-	1,083,186,000.00	1,083,186,000.00				1,083,186,000.00			519,317,474.00		519,317,474.00
Total		1,083,186,000.00	-	1,083,186,000.00	1,083,186,000.00	-	-	-	1,083,186,000.00	-	-	519,317,474.00	-	519,317,474.00
Total, Regular Agency Fund		186,006,434,000.00	-	186,006,434,000.00	169,852,125,904.00	-	-	-	169,852,125,904.00	3,654,182,000.00	10,324,900,467.00	104,751,003,758.00	-	118,730,086,225.00

CY 2019 STATEMENT OF APPROPRIATIONS,
ALLOTMENTS, OBLIGATIONS, DISBURSEMENTS AND
BALANCES (SAAODB)

As of September 30, 2019

Department : Department of Finance
Agency : BUREAU OF THE TREASURY
Operating Unit : BTr NG OVERSIGHT
Organization Code : 11-005-00-00000
Funding Source :
Fund Cluster 01_RA Fund
Fund Cluster 02_FAP Fund

FAR No. 1_BTr NG OVERSIGHT_BSGC

X	New General Appropriations
X	Continuing Appropriations
X	Automatic Appropriations
X	Unprogrammed Funds

PARTICULARS	UACS CODE	APPROPRIATIONS			ALLOTMENTS					CURRENT YEAR OBLIGATIONS				
		Authorized Appropriation	Adjustment s	Adjusted Appropriation	Allotments received	Adjustment s	Transfer To	Transfer From	Adjusted Total Allotments	1st Quarter	2nd Quarter	3rd Quarter	4th Quarter	TOTAL
1	2	3	4	5=3+4	6	7	8	9	10=6+7-8+9	11	12	13	14	15=11:14
Foreign - Assisted Projects Fund (02)														
A.1.d FY 2019 RA 11260, Foreign Assisted Projects Fund - GoP Counterpart Funds	02 1 01 151													
Maintenance and Other Operating Expenses	50200000 00	575,246,000.00	-	575,246,000.00	575,246,000.00				575,246,000.00		572,550,000.00	1,554,000.00		574,104,000.00
Capital Outlay	50600000 00		-	-					-					-
Total		575,246,000.00	-	575,246,000.00	575,246,000.00	-	-	-	575,246,000.00	-	572,550,000.00	1,554,000.00	-	574,104,000.00
A.1.e FY 2019 RA 11260, Foreign Assisted Projects Fund - China	02 1 01 157													
Maintenance and Other Operating Expenses	50200000 00	384,754,000.00	-	384,754,000.00	384,754,000.00				384,754,000.00					-
Capital Outlay	50600000 00		-	-					-					-
Total		384,754,000.00	-	384,754,000.00	384,754,000.00	-	-	-	384,754,000.00	-	-	-	-	-
A.1.f FY 2019 RA 11260, Foreign Assisted Projects Fund - United States	02 1 01 177													
Maintenance and Other Operating Expenses	50200000 00	94,802,000.00	-	94,802,000.00	94,802,000.00				94,802,000.00		4,514,000.00	90,288,000.00		94,802,000.00
Capital Outlay	50600000 00		-	-					-					-
Total		94,802,000.00	-	94,802,000.00	94,802,000.00	-	-	-	94,802,000.00	-	4,514,000.00	90,288,000.00	-	94,802,000.00
Total, Foreign Assisted Projects Funds		1,054,802,000.00	-	1,054,802,000.00	1,054,802,000.00	-	-	-	1,054,802,000.00	-	577,064,000.00	91,842,000.00	-	668,906,000.00
TOTAL, Budgetary Support to GOCCs		187,061,236,000.00	-	187,061,236,000.00	170,906,927,904.00	-	-	-	170,906,927,904.00	3,654,182,000.00	10,901,964,467.00	104,842,845,758.00	-	119,398,992,225.00
Maintenance and Other Operating Expenses		185,505,109,000.00	-	185,505,109,000.00	169,823,741,904.00	-	-	-	169,823,741,904.00	3,654,182,000.00	10,901,964,467.00	104,323,528,284.00	-	118,879,674,751.00
Capital Outlay		1,556,127,000.00	-	1,556,127,000.00	1,083,186,000.00	-	-	-	1,083,186,000.00	-	-	519,317,474.00	-	519,317,474.00

CY 2019 STATEMENT OF APPROPRIATIONS,
ALLOTMENTS, OBLIGATIONS, DISBURSEMENTS AND
BALANCES (SAAODB)

As of September 30, 2019

Department : Department of Finance
Agency : BUREAU OF THE TREASURY
Operating Unit : BTr NG OVERSIGHT
Organization Code : 11-005-00-00000

Funding Source :
Fund Cluster 01_RA Fund
Fund Cluster 02_FAP Fund

FAR No. 1_BTr NG OVERSIGHT_BSGC

X	New General Appropriations
X	Continuing Appropriations
X	Automatic Appropriations
X	Unprogrammed Funds

PARTICULARS	UACS CODE	APPROPRIATIONS			ALLOTMENTS					CURRENT YEAR OBLIGATIONS				
		Authorized Appropriation	Adjustment s	Adjusted Appropriation	Allotments received	Adjustment s	Transfer To	Transfer From	Adjusted Total Allotments	1st Quarter	2nd Quarter	3rd Quarter	4th Quarter	TOTAL
1	2	3	4	5=3+4	6	7	8	9	10=6+7-8+9	11	12	13	14	15=11:14
		-												
TOTAL, NEW GENERAL APPROPRIATIONS		187,061,236,000.00	-	187,061,236,000.00	170,906,927,904.00	-	-	-	170,906,927,904.00	3,654,182,000.00	10,901,964,467.00	104,842,845,758.00	-	119,398,992,225.00
Maintenance and Other Operating Expenses		185,505,109,000.00	-	185,505,109,000.00	169,823,741,904.00	-	-	-	169,823,741,904.00	3,654,182,000.00	10,901,964,467.00	104,323,528,284.00	-	118,879,674,751.00
Capital Outlay		1,556,127,000.00	-	1,556,127,000.00	1,083,186,000.00	-	-	-	1,083,186,000.00	-	-	519,317,474.00	-	519,317,474.00
B. SPECIAL PURPOSE FUNDS														
B.1 FY 2018 RA 10964 - Cont., National Disaster Risk Reduction and Management Fund (Calamity Fund)	01 1 02 401													
Maintenance and Other Operating Expenses	50200000 00	213,354,769.00	-	213,354,769.00	213,354,769.00				213,354,769.00		213,354,769.00			213,354,769.00
Capital Outlay	50600000 00		-	-					-					-
Total		213,354,769.00	-	213,354,769.00	213,354,769.00	-	-	-	213,354,769.00	-	213,354,769.00	-	-	213,354,769.00
FY 2019 RA 11260 - National Disaster Risk Reduction and Management Fund (Calamity Fund)	01 1 01 401													
Maintenance and Other Operating Expenses	50200000 00	322,949,847.00	-	322,949,847.00	322,949,847.00				322,949,847.00			2,433,988.00		2,433,988.00
Capital Outlay	50600000 00		-	-					-					-
Total		322,949,847.00	-	322,949,847.00	322,949,847.00	-	-	-	322,949,847.00	-	-	2,433,988.00	-	2,433,988.00
TOTAL, SPECIAL PURPOSE FUNDS		536,304,616.00	-	536,304,616.00	536,304,616.00	-	-	-	536,304,616.00	-	213,354,769.00	2,433,988.00	-	215,788,757.00
Maintenance and Other Operating Expenses		536,304,616.00	-	536,304,616.00	536,304,616.00	-	-	-	536,304,616.00	-	213,354,769.00	2,433,988.00	-	215,788,757.00
Capital Outlay		-	-	-	-	-	-	-	-	-	-	-	-	-
C. AUTOMATIC APPROPRIATIONS														

CY 2019 STATEMENT OF APPROPRIATIONS,
ALLOTMENTS, OBLIGATIONS, DISBURSEMENTS AND
BALANCES (SAAODB)

As of September 30, 2019

Department : Department of Finance
Agency : BUREAU OF THE TREASURY
Operating Unit : BTr NG OVERSIGHT
Organization Code : 11-005-00-00000

Funding Source :
Fund Cluster 01_RA Fund
Fund Cluster 02_FAP Fund

FAR No. 1_BTr NG OVERSIGHT_BSGC

X	New General Appropriations
X	Continuing Appropriations
X	Automatic Appropriations
X	Unprogrammed Funds

PARTICULARS	UACS CODE	APPROPRIATIONS			ALLOTMENTS					CURRENT YEAR OBLIGATIONS				
		Authorized Appropriation	Adjustment s	Adjusted Appropriation	Allotments received	Adjustment s	Transfer To	Transfer From	Adjusted Total Allotments	1st Quarter	2nd Quarter	3rd Quarter	4th Quarter	TOTAL
1	2	3	4	5=3+4	6	7	8	9	10=6+7-8+9	11	12	13	14	15=11:14
C.1 FY 2019 RA 11260, Auto., Customs duties and taxes, including tax expenditures	01 1 04 105													
Maintenance and Other Operating Expenses	50200000 00	9,005,881,569.00	-	9,005,881,569.00	9,005,881,569.00				9,005,881,569.00		1,496,332,233.00	7,509,549,336.00		9,005,881,569.00
Capital Outlay	50600000 00		-	-					-					-
Total		9,005,881,569.00	-	9,005,881,569.00	9,005,881,569.00	-	-	-	9,005,881,569.00	-	1,496,332,233.00	7,509,549,336.00	-	9,005,881,569.00
TOTAL, AUTOMATIC APPROPRIATIONS	-	9,005,881,569.00	-	9,005,881,569.00	9,005,881,569.00	-	-	-	9,005,881,569.00	-	1,496,332,233.00	7,509,549,336.00	-	9,005,881,569.00
Maintenance and Other Operating Expenses		9,005,881,569.00	-	9,005,881,569.00	9,005,881,569.00	-	-	-	9,005,881,569.00	-	1,496,332,233.00	7,509,549,336.00	-	9,005,881,569.00
Capital Outlay		-	-	-	-	-	-	-	-	-	-	-	-	-
D. UNPROGRAMMED FUND														
D.1 FY 2019 RA 11260, Unprogrammed Fund - Support to Foreign-Assisted Projects	01 1 05 428													
Maintenance and Other Operating Expenses	50200000 00	28,128,000.00	-	28,128,000.00	28,128,000.00				28,128,000.00			20,377,100.00		20,377,100.00
Capital Outlay	50600000 00		-	-					-					-
Total		28,128,000.00	-	28,128,000.00	28,128,000.00	-	-	-	28,128,000.00	-	-	20,377,100.00	-	20,377,100.00
TOTAL, UNPROGRAMMED FUND	-	28,128,000.00	-	28,128,000.00	28,128,000.00	-	-	-	28,128,000.00	-	-	20,377,100.00	-	20,377,100.00
Maintenance and Other Operating Expenses		28,128,000.00	-	28,128,000.00	28,128,000.00	-	-	-	28,128,000.00	-	-	20,377,100.00	-	20,377,100.00
Capital Outlay		-	-	-	-	-	-	-	-	-	-	-	-	-
GRAND TOTAL		196,631,550,185.00	-	196,631,550,185.00	180,477,242,089.00	-	-	-	180,477,242,089.00	3,654,182,000.00	12,611,651,469.00	112,375,206,182.00	-	128,641,039,651.00
Maintenance and Other Operating Expenses		195,075,423,185.00	-	195,075,423,185.00	179,394,056,089.00	-	-	-	179,394,056,089.00	3,654,182,000.00	12,611,651,469.00	111,855,888,708.00	-	128,121,722,177.00
Capital Outlay		1,556,127,000.00	-	1,556,127,000.00	1,083,186,000.00	-	-	-	1,083,186,000.00	-	-	519,317,474.00	-	519,317,474.00

CY 2019 STATEMENT OF APPROPRIATIONS,
ALLOTMENTS, OBLIGATIONS, DISBURSEMENTS AND
BALANCES (SAAODB)

As of September 30, 2019

Department : Department of Finance
Agency : BUREAU OF THE TREASURY
Operating Unit : BTr NG OVERSIGHT
Organization Code : 11-005 00-00000
Funding Source :
Fund Cluster 01_RA Fund
Fund Cluster 02_FAP Fund

FAR No. 1_BTr NG OVERSIGHT_BSGC

X	New General Appropriations
X	Continuing Appropriations
X	Automatic Appropriations
X	Unprogrammed Funds

PARTICULARS	UACS CODE	APPROPRIATIONS			ALLOTMENTS					CURRENT YEAR OBLIGATIONS				
		Authorized Appropriation	Adjustment s	Adjusted Appropriation	Allotments received	Adjustment s	Transfer To	Transfer From	Adjusted Total Allotments	1st Quarter	2nd Quarter	3rd Quarter	4th Quarter	TOTAL
1	2	3	4	5=3+4	6	7	8	9	10=6+7-8+9	11	12	13	14	15=11:14
SUMMARY														
A. New General Appropriations														
Regular Agency Fund (01)														
Maintenance and Other Operating Expenses	50200000 00	184,450,307,000.00	-	184,450,307,000.00	168,768,939,904.00	-	-	-	168,768,939,904.00	3,654,182,000.00	10,324,900,467.00	104,231,686,284.00	-	118,210,768,751.00
Capital Outlay	50600000 00	1,556,127,000.00	-	1,556,127,000.00	1,083,186,000.00	-	-	-	1,083,186,000.00	-	-	519,317,474.00	-	519,317,474.00
Total		186,006,434,000.00	-	186,006,434,000.00	169,852,125,904.00	-	-	-	169,852,125,904.00	3,654,182,000.00	10,324,900,467.00	104,751,003,758.00	-	118,730,086,225.00
Foreign Assisted Projects Fund (02)														
Maintenance and Other Operating Expenses	50200000 00	1,054,802,000.00	-	1,054,802,000.00	1,054,802,000.00	-	-	-	1,054,802,000.00	-	577,064,000.00	91,842,000.00	-	668,906,000.00
Capital Outlay	50600000 00	-	-	-	-	-	-	-	-	-	-	-	-	-
Total		1,054,802,000.00	-	1,054,802,000.00	1,054,802,000.00	-	-	-	1,054,802,000.00	-	577,064,000.00	91,842,000.00	-	668,906,000.00
Total, New General Appropriation		187,061,236,000.00	-	187,061,236,000.00	170,906,927,904.00	-	-	-	170,906,927,904.00	3,654,182,000.00	10,901,964,467.00	104,842,845,758.00	-	119,398,992,225.00
B. Special Purpose Funds														
Maintenance and Other Operating Expenses	50200000 00	536,304,616.00	-	536,304,616.00	536,304,616.00	-	-	-	536,304,616.00	-	213,354,769.00	2,433,988.00	-	215,788,757.00
Capital Outlay	50600000 00	-	-	-	-	-	-	-	-	-	-	-	-	-
Total, Continuing		536,304,616.00	-	536,304,616.00	536,304,616.00	-	-	-	536,304,616.00	-	213,354,769.00	2,433,988.00	-	215,788,757.00
C. Automatic Appropriations	04													
Maintenance and Other Operating Expenses	50200000 00	9,005,881,569.00	-	9,005,881,569.00	9,005,881,569.00	-	-	-	9,005,881,569.00	-	1,496,332,233.00	7,509,549,336.00	-	9,005,881,569.00
Capital Outlay	50600000 00	-	-	-	-	-	-	-	-	-	-	-	-	-
Total, Automatic		9,005,881,569.00	-	9,005,881,569.00	9,005,881,569.00	-	-	-	9,005,881,569.00	-	1,496,332,233.00	7,509,549,336.00	-	9,005,881,569.00
D. Unprogrammed Fund	05													
Maintenance and Other Operating Expenses	50200000 00	28,128,000.00	-	28,128,000.00	28,128,000.00	-	-	-	28,128,000.00	-	-	20,377,100.00	-	20,377,100.00

CY 2019 STATEMENT OF APPROPRIATIONS,
ALLOTMENTS, OBLIGATIONS, DISBURSEMENTS AND
BALANCES (SAAODB)

As of September 30, 2019

Department : Department of Finance
Agency : BUREAU OF THE TREASURY
Operating Unit : BTr NG OVERSIGHT
Organization Code : 11-005-00-00000
Funding Source :
Fund Cluster 01_RA Fund
Fund Cluster 02_FAP Fund

FAR No. 1_BTr NG OVERSIGHT_BSGC

X	New General Appropriations
X	Continuing Appropriations
X	Automatic Appropriations
X	Unprogrammed Funds

PARTICULARS	UACS CODE	APPROPRIATIONS			ALLOTMENTS					CURRENT YEAR OBLIGATIONS				
		Authorized Appropriation	Adjustment s	Adjusted Appropriation	Allotments received	Adjustment s	Transfer To	Transfer From	Adjusted Total Allotments	1st Quarter	2nd Quarter	3rd Quarter	4th Quarter	TOTAL
1	2	3	4	5=3+4	6	7	8	9	10=6+7-8+9	11	12	13	14	15=11:14
Capital Outlay	50600000 00	-	-	-	-	-	-	-	-	-	-	-	-	-
Total, Automatic		28,128,000.00	-	28,128,000.00	28,128,000.00	-	-	-	28,128,000.00	-	-	20,377,100.00	-	20,377,100.00
GRAND TOTAL		196,631,550,185.00	-	196,631,550,185.00	180,477,242,089.00	-	-	-	180,477,242,089.00	3,654,182,000.00	12,611,651,469.00	112,375,206,182.00	-	128,641,039,651.00
Maintenance and Other Operating Expenses		195,075,423,185.00	-	195,075,423,185.00	179,394,056,089.00	-	-	-	179,394,056,089.00	3,654,182,000.00	12,611,651,469.00	111,855,888,708.00	-	128,121,722,177.00
Capital Outlay		1,556,127,000.00	-	1,556,127,000.00	1,083,186,000.00	-	-	-	1,083,186,000.00	-	-	519,317,474.00	-	519,317,474.00
		-	-	-	-	-	-	-	-	-	-	-	-	-

CY 2019 STATEMENT OF APPROPRIATIONS,
ALLOTMENTS, OBLIGATIONS, DISBURSEMENTS AND
BALANCES (SAAODB)

As of September 30, 2019

Department : Department of Finance
Agency : BUREAU OF THE TREASURY
Operating Unit : BTr NG OVERSIGHT
Organization Code : 11-005-00-00000
Funding Source :
Fund Cluster 01_RA Fund
Fund Cluster 02_FAP Fund

FAR No. 1_BTr NG OVERSIGHT_BSGC	
X	New General Appropriations
X	Continuing Appropriations
X	Automatic Appropriations
X	Unprogrammed Funds

PARTICULARS	UACS CODE	CURRENT YEAR DISBURSEMENTS					BALANCES			
		1st Quarter	2nd Quarter	3rd Quarter	4th Quarter	TOTAL	Unreleased Appropriations	Unobligated Allotments	Unpaid Obligations	
									(15-20)	(23+24)
									Due and Demandable	Not Yet Due and Demandable
1	2	16	17	18	19	20 = 16:19	21=5-10	22=10-15	23	24
A. NEW GENERAL APPROPRIATIONS						-	-	-	-	
A.1 BUDGETARY SUPPORT TO GOVERNMENT CORPORATIONS										
Regular Agency Fund (01)										
A.1.a FY 2019 RA 11260, Budgetary Support to Government Corporations	01 1 01 277									
Maintenance and Other Operating Expenses	50200000 00		7,640,284,467.00	104,231,686,284.00		111,871,970,751.00	15,681,367,096.00	50,558,171,153.00	-	
Capital Outlay	50600000 00					-	472,941,000.00	-	-	
Total		-	7,640,284,467.00	104,231,686,284.00	-	111,871,970,751.00	16,154,308,096.00	50,558,171,153.00	-	-
A.1.b FY 2018 RA 10964 Re-Enacted, Budgetary Support to Government Corporations	01 1 01 277									
Maintenance and Other Operating Expenses	50200000 00	3,654,182,000.00	2,684,616,000.00			6,338,798,000.00	-	-	-	
Capital Outlay	50600000 00					-	-	-	-	
Total		3,654,182,000.00	2,684,616,000.00	-	-	6,338,798,000.00	-	-	-	-
A.1.c FY 2019 RA 11260, Equity Contribution	01 1 01 276									
Maintenance and Other Operating Expenses	50200000 00					-	-	-	-	
Capital Outlay	50600000 00			519,317,474.00		519,317,474.00	-	563,868,526.00	-	
Total		-	-	519,317,474.00	-	519,317,474.00	-	563,868,526.00	-	-
Total, Regular Agency Fund		3,654,182,000.00	10,324,900,467.00	104,751,003,758.00	-	118,730,086,225.00	16,154,308,096.00	51,122,039,679.00	-	-

CY 2019 STATEMENT OF APPROPRIATIONS,
ALLOTMENTS, OBLIGATIONS, DISBURSEMENTS AND
BALANCES (SAAODB)

As of September 30, 2019

Department : Department of Finance
Agency : BUREAU OF THE TREASURY
Operating Unit : BTr NG OVERSIGHT
Organization Code : 11-005-00-00000

Funding Source :
Fund Cluster 01_RA Fund
Fund Cluster 02_FAP Fund

FAR No. 1_BTr NG OVERSIGHT_BSGC

X	New General Appropriations
X	Continuing Appropriations
X	Automatic Appropriations
X	Unprogrammed Funds

PARTICULARS	UACS CODE	CURRENT YEAR DISBURSEMENTS					BALANCES			
		1st Quarter	2nd Quarter	3rd Quarter	4th Quarter	TOTAL	Unreleased Appropriations	Unobligated Allotments	Unpaid Obligations	
									(15-20)	(23+24)
									Due and Demandable	Not Yet Due and Demandable
1	2	16	17	18	19	20 = 16:19	21=5-10	22=10-15	23	24
Foreign - Assisted Projects Fund (02)										
A.1.d FY 2019 RA 11260, Foreign Assisted Projects Fund - GoP Counterpart Funds	02 1 01 151									
Maintenance and Other Operating Expenses	50200000 00		572,550,000.00	1,554,000.00		574,104,000.00	-	1,142,000.00	-	
Capital Outlay	50600000 00					-	-	-	-	
Total		-	572,550,000.00	1,554,000.00	-	574,104,000.00	-	1,142,000.00	-	-
A.1.e FY 2019 RA 11260, Foreign Assisted Projects Fund - China	02 1 01 157									
Maintenance and Other Operating Expenses	50200000 00					-	-	384,754,000.00	-	
Capital Outlay	50600000 00					-	-	-	-	
Total		-	-	-	-	-	-	384,754,000.00	-	-
A.1.f FY 2019 RA 11260, Foreign Assisted Projects Fund - United States	02 1 01 177									
Maintenance and Other Operating Expenses	50200000 00		4,514,000.00	90,288,000.00		94,802,000.00	-	-	-	
Capital Outlay	50600000 00					-	-	-	-	
Total		-	4,514,000.00	90,288,000.00	-	94,802,000.00	-	-	-	-
Total, Foreign Assisted Projects Funds		-	577,064,000.00	91,842,000.00	-	668,906,000.00	-	385,896,000.00	-	-
TOTAL, Budgetary Support to GOCCs		3,654,182,000.00	10,901,964,467.00	104,842,845,758.00	-	119,398,992,225.00	16,154,308,096.00	51,507,935,679.00	-	-
Maintenance and Other Operating Expenses		3,654,182,000.00	10,901,964,467.00	104,323,528,284.00	-	118,879,674,751.00	15,681,367,096.00	50,944,067,153.00	-	-
Capital Outlay		-	-	519,317,474.00	-	519,317,474.00	472,941,000.00	563,868,526.00	-	-

CY 2019 STATEMENT OF APPROPRIATIONS,
ALLOTMENTS, OBLIGATIONS, DISBURSEMENTS AND
BALANCES (SAAODB)

As of September 30, 2019

Department : Department of Finance
Agency : BUREAU OF THE TREASURY
Operating Unit : BTr NG OVERSIGHT
Organization Code : 11-005-00-00000
Funding Source : Fund Cluster 01_RA Fund
Fund Cluster 02_FAP Fund

FAR No. 1_BTr NG OVERSIGHT_BSGC	
X	New General Appropriations
X	Continuing Appropriations
X	Automatic Appropriations
X	Unprogrammed Funds

PARTICULARS	UACS CODE	CURRENT YEAR DISBURSEMENTS					BALANCES			
		1st Quarter	2nd Quarter	3rd Quarter	4th Quarter	TOTAL	Unreleased Appropriations	Unobligated Allotments	Unpaid Obligations	
									(15-20)	(23+24)
									Due and Demandable	Not Yet Due and Demandable
1	2	16	17	18	19	20 = 16:19	21=5-10	22=10-15	23	24
TOTAL, NEW GENERAL APPROPRIATIONS		3,654,182,000.00	10,901,964,467.00	104,842,845,758.00	-	119,398,992,225.00	16,154,308,096.00	51,507,935,679.00	-	-
Maintenance and Other Operating Expenses		3,654,182,000.00	10,901,964,467.00	104,323,528,284.00	-	118,879,674,751.00	15,681,367,096.00	50,944,067,153.00	-	-
Capital Outlay		-	-	519,317,474.00	-	519,317,474.00	472,941,000.00	563,868,526.00	-	-
B. SPECIAL PURPOSE FUNDS										
B.1 FY 2018 RA 10964 - Cont., National Disaster Risk Reduction and Management Fund (Calamity Fund)	01 1 02 401									
Maintenance and Other Operating Expenses	50200000 00		213,354,769.00			213,354,769.00	-	-	-	
Capital Outlay	50600000 00					-	-	-	-	
Total		-	213,354,769.00	-	-	213,354,769.00	-	-	-	-
B.1 FY 2019 RA 11260 - National Disaster Risk Reduction and Management Fund (Calamity Fund)	01 1 01 401									
Maintenance and Other Operating Expenses	50200000 00			2,433,988.00		2,433,988.00	-	320,515,859.00	-	
Capital Outlay	50600000 00					-	-	-	-	
Total		-	-	2,433,988.00	-	2,433,988.00	-	320,515,859.00	-	-
TOTAL, SPECIAL PURPOSE FUNDS		-	213,354,769.00	2,433,988.00	-	215,788,757.00	-	320,515,859.00	-	-
Maintenance and Other Operating Expenses		-	213,354,769.00	2,433,988.00	-	215,788,757.00	-	320,515,859.00	-	-
Capital Outlay		-	-	-	-	-	-	-	-	-
C. AUTOMATIC APPROPRIATIONS										

CY 2019 STATEMENT OF APPROPRIATIONS,
ALLOTMENTS, OBLIGATIONS, DISBURSEMENTS AND
BALANCES (SAAODB)

As of September 30, 2019

Department : Department of Finance
Agency : BUREAU OF THE TREASURY
Operating Unit : BTr NG OVERSIGHT
Organization Code : 11-005-00-00000

Funding Source :
Fund Cluster 01_RA Fund
Fund Cluster 02_FAP Fund

FAR No. 1_BTr NG OVERSIGHT_BSGC	
X	New General Appropriations
X	Continuing Appropriations
X	Automatic Appropriations
X	Unprogrammed Funds

PARTICULARS	UACS CODE	CURRENT YEAR DISBURSEMENTS					BALANCES			
		1st Quarter	2nd Quarter	3rd Quarter	4th Quarter	TOTAL	Unreleased Appropriations	Unobligated Allotments	Unpaid Obligations	
									(15-20)	(23+24)
									Due and Demandable	Not Yet Due and Demandable
1	2	16	17	18	19	20 = 16:19	21=5-10	22=10-15	23	24
C.1 FY 2019 RA 11260, Auto., Customs duties and taxes, including tax expenditures	01 1 04 105									
Maintenance and Other Operating Expenses	50200000 00		1,496,332,233.00	7,509,549,336.00		9,005,881,569.00	-	-	-	
Capital Outlay	50600000 00					-	-	-	-	
Total		-	1,496,332,233.00	7,509,549,336.00	-	9,005,881,569.00	-	-	-	-
TOTAL, AUTOMATIC APPROPRIATIONS	-	-	1,496,332,233.00	7,509,549,336.00	-	9,005,881,569.00	-	-	-	-
Maintenance and Other Operating Expenses		-	1,496,332,233.00	7,509,549,336.00	-	9,005,881,569.00	-	-	-	-
Capital Outlay		-	-	-	-	-	-	-	-	-
D. UNPROGRAMMED FUND										
D.1 FY 2019 RA 11260, Unprogrammed Fund - Support to Foreign-Assisted Projects	01 1 05 428									
Maintenance and Other Operating Expenses	50200000 00			20,377,100.00		20,377,100.00	-	7,750,900.00	-	
Capital Outlay	50600000 00					-	-	-	-	
Total		-	-	20,377,100.00	-	20,377,100.00	-	7,750,900.00	-	-
TOTAL, UNPROGRAMMED FUND	-	-	-	20,377,100.00	-	20,377,100.00	-	7,750,900.00	-	-
Maintenance and Other Operating Expenses		-	-	20,377,100.00	-	20,377,100.00	-	7,750,900.00	-	-
Capital Outlay		-	-	-	-	-	-	-	-	-
GRAND TOTAL		3,654,182,000.00	12,611,651,469.00	112,375,206,182.00	-	128,641,039,651.00	15,154,308,096.00	51,836,202,438.00	-	-
Maintenance and Other Operating Expenses		3,654,182,000.00	12,611,651,469.00	111,855,888,708.00	-	128,121,722,177.00	15,681,367,096.00	51,272,333,912.00	-	-
Capital Outlay		-	-	519,317,474.00	-	519,317,474.00	472,941,000.00	563,868,526.00	-	-

CY 2019 STATEMENT OF APPROPRIATIONS,
ALLOTMENTS, OBLIGATIONS, DISBURSEMENTS AND
BALANCES (SAAODB)

As of September 30, 2019

Department : Department of Finance
Agency : BUREAU OF THE TREASURY
Operating Unit : BTr NG OVERSIGHT
Organization Code : 11-005-00-00000
Funding Source : Fund Cluster 01_RA Fund
Fund Cluster 02_FAP Fund

FAR No. 1_BTr NG OVERSIGHT_BSGC

X	New General Appropriations
X	Continuing Appropriations
X	Automatic Appropriations
X	Unprogrammed Funds

PARTICULARS	UACS CODE	CURRENT YEAR DISBURSEMENTS					BALANCES			
		1st Quarter	2nd Quarter	3rd Quarter	4th Quarter	TOTAL	Unreleased Appropriations	Unobligated Allotments	Unpaid Obligations	
									(15-20)	(23+24)
									Due and Demandable	Not Yet Due and Demandable
1	2	16	17	18	19	20 = 16:19	21=5-10	22=10-15	23	24
SUMMARY										
A. New General Appropriations										
Regular Agency Fund (01)										
Maintenance and Other Operating Expenses	50200000 00	3,654,182,000.00	10,324,900,467.00	104,231,686,284.00	-	118,210,768,751.00	15,681,367,096.00	50,558,171,153.00	-	-
Capital Outlay	50600000 00	-	-	519,317,474.00	-	519,317,474.00	472,941,000.00	563,868,526.00	-	-
Total		3,654,182,000.00	10,324,900,467.00	104,751,003,758.00	-	118,730,086,225.00	16,154,308,096.00	51,122,039,679.00	-	-
Foreign Assisted Projects Fund (02)										
Maintenance and Other Operating Expenses	50200000 00	-	577,064,000.00	91,842,000.00	-	668,906,000.00	-	385,896,000.00	-	-
Capital Outlay	50600000 00	-	-	-	-	-	-	-	-	-
Total		-	577,064,000.00	91,842,000.00	-	668,906,000.00	-	385,896,000.00	-	-
Total, New General Appropriation		3,654,182,000.00	10,901,964,467.00	104,842,845,758.00	-	119,398,992,225.00	16,154,308,096.00	51,507,935,679.00	-	-
B. Special Purpose Funds										
Maintenance and Other Operating Expenses	50200000 00	-	213,354,769.00	2,433,988.00	-	215,788,757.00	-	320,515,859.00	-	-
Capital Outlay	50600000 00	-	-	-	-	-	-	-	-	-
Total, Continuing		-	213,354,769.00	2,433,988.00	-	215,788,757.00	-	320,515,859.00	-	-
C. Automatic Appropriations	04									
Maintenance and Other Operating Expenses	50200000 00	-	1,496,332,233.00	7,509,549,336.00	-	9,005,881,569.00	-	-	-	-
Capital Outlay	50600000 00	-	-	-	-	-	-	-	-	-
Total, Automatic		-	1,496,332,233.00	7,509,549,336.00	-	9,005,881,569.00	-	-	-	-
D. Unprogrammed Fund	05									
Maintenance and Other Operating Expenses	50200000 00	-	-	20,377,100.00	-	20,377,100.00	-	7,750,900.00	-	-

CY 2019 STATEMENT OF APPROPRIATIONS,
ALLOTMENTS, OBLIGATIONS, DISBURSEMENTS AND
BALANCES (SAAODB)

As of September 30, 2019

Department : Department of Finance
Agency : BUREAU OF THE TREASURY
Operating Unit : BTr NG OVERSIGHT
Organization Code : 11-005-00-00000

Funding Source :
Fund Cluster 01_RA Fund
Fund Cluster 02_FAP Fund


FAR No. 1_BTr NG OVERSIGHT_BSGC

X	New General Appropriations
X	Continuing Appropriations
X	Automatic Appropriations
X	Unprogrammed Funds


PARTICULARS	UACS CODE	CURRENT YEAR DISBURSEMENTS					BALANCES			
		1st Quarter	2nd Quarter	3rd Quarter	4th Quarter	TOTAL	Unreleased Appropriations	Unobligated Allotments	Unpaid Obligations	
									(15-20)	(23+24)
									Due and Demandable	Not Yet Due and Demandable
1	2	16	17	18	19	20 = 16:19	21=5-10	22=10-15	23	24
Capital Outlay	50600000 00	-	-	-	-	-	-	-	-	-
Total, Automatic		-	-	20,377,100.00	-	20,377,100.00	-	7,750,900.00	-	-
GRAND TOTAL		3,654,182,000.00	12,611,651,469.00	112,375,206,182.00	-	128,641,039,651.00	16,154,308,096.00	51,836,202,438.00	-	-
Maintenance and Other Operating Expenses		3,654,182,000.00	12,611,651,469.00	111,855,888,708.00	-	128,121,722,177.00	15,681,367,096.00	51,272,333,912.00	-	-
Capital Outlay		-	-	519,317,474.00	-	519,317,474.00	472,941,000.00	563,868,526.00	-	-
		-	-	-	-	-	-	-	-	-

Certified correct:



CYNTHIA C. AGBIN
OIC, Bureau Budget Division


AVELINA H. ZUMARRAGA
CTOO II, Miscellaneous Accounts Accounting Division

Recommended by:


MARITES B. MASARAP
Director III, Accounting Service

Approved by:


SHARON P. ALMANZA, CESO II
Deputy Treasurer of the Philippines