

MONTHLY REPORT OF DISBURSEMENTS
For the month of JANUARY, 2021

Department: DEPARTMENT OF FINANCE
 Entity Name: BUREAU OF THE TREASURY
 Operating Unit: REGIONAL OFFICES & NCAD
 Organization Code (UACS): 110050300000
 Funding Source Code (as clustered): 01 (REGULAR AGENCY)
 (e.g. Old Fund Code: 101,102, 151)

PARTICULARS	CURRENT YEAR BUDGET					PRIOR YEAR'S BUDGET											SUB-TOTAL	TRUST LIABILITIES				GRAND TOTAL					Remarks
	PS	MOOE	Fin. Exp	CO	TOTAL	PRIOR YEAR'S ACCOUNTS PAYABLE					CURRENT YEAR'S ACCOUNTS PAYABLE					TOTAL		PS	MOOE	CO	TOTAL	PS	MOOE	Fin Exp	CO	TOTAL	
						PS	MOOE	Fin. Exp	CO	Sub-Total	PS	MOOE	Fin. Exp	CO	Sub-Total												
1	2	3	4	5	6= (2+ 3+4+5)	7	8	9	10	11= (7+ 8+9+10)	12	13	14	15	16= (12+ 13+14+15)	17=(11+16)	18=(6+17)	19	20	21	22=(19 +20+21)	23	24	25	26	27=(23+24+25+26)	28
CASH DISBURSEMENTS																											
Notice of Cash Allocation (NCA)					-					-					-	-	-				-	-	-	-	-	-	-
MDS Checks Issued					-					-					-	-	-				-	-	-	-	-	-	-
Advice to Debit Account					-					-					-	-	-				-	-	-	-	-	-	-
Notice of Transfer Allocation (NTA)					-					-					-	-	-				-	-	-	-	-	-	-
MDS Checks Issued	1,009,759.54	1,073,361.94	-	-	2,083,121.48	-	288,979.79	-	-	288,979.79	-	-	-	-	-	288,979.79	2,372,101.27	-	-	-	-	-	-	-	-	-	-
Advice to Debit Account	15,084,404.37	2,753,742.97	-	-	17,838,147.34	2,218.07	21,680.52	-	-	23,898.59	-	3,705.27	-	-	3,705.27	288,979.79	2,372,101.27	-	-	-	-	-	1,009,759.54	1,362,341.73	-	-	2,372,101.27
Working Fund for FAPs					-		-	-	-	-	-	-	-	-	-	27,603.86	17,865,751.20	-	-	-	-	-	15,084,622.44	2,779,128.76	-	-	17,865,751.20
Cash Disbursement Ceiling (CDC)					-		-	-	-	-	-	-	-	-	-	-	-	-	-	-	-	-	-	-	-	-	-
TOTAL CASH DISBURSEMENTS	16,094,163.91	3,827,104.91	-	-	19,921,268.82	2,218.07	310,660.31	-	-	312,878.38	-	3,705.27	-	-	3,705.27	316,583.65	20,237,852.47	-	-	-	-	-	16,096,381.98	4,141,470.49	-	-	20,237,852.47
NON-CASH DISBURSEMENTS																											
Tax Remittance Advances Issued (TRA)	1,685,641.95	167,467.36	-	-	1,853,109.31	-	19,682.40	-	-	19,682.40	-	209.73	-	-	209.73	19,892.13	1,873,001.44	-	-	-	-	-	1,685,641.95	187,359.49	-	-	1,873,001.44
Non-Cash Availment Authority (NCAA)					-		-	-	-	-	-	-	-	-	-	-	-	-	-	-	-	-	-	-	-	-	-
Disbursements effected through outright deductions from claims (pls specify...)					-		-	-	-	-	-	-	-	-	-	-	-	-	-	-	-	-	-	-	-	-	-
Overpayment of expenses (e.g. personnel ben.)					-		-	-	-	-	-	-	-	-	-	-	-	-	-	-	-	-	-	-	-	-	-
Restitution for loss of gov't properties					-		-	-	-	-	-	-	-	-	-	-	-	-	-	-	-	-	-	-	-	-	-
Others (TEF, BTr Documentary Stamp Tax)					-		-	-	-	-	-	-	-	-	-	-	-	-	-	-	-	-	-	-	-	-	-
TOTAL NON-CASH DISBURSEMENTS	1,685,641.95	167,467.36	-	-	1,853,109.31	-	19,682.40	-	-	19,682.40	-	209.73	-	-	209.73	19,892.13	1,873,001.44	-	-	-	-	-	1,685,641.95	187,359.49	-	-	1,873,001.44
GRAND TOTAL	17,779,805.86	3,994,572.27	-	-	21,774,378.13	2,218.07	330,342.71	-	-	332,560.78	-	3,915.00	-	-	3,915.00	336,475.78	22,110,853.91	-	-	-	-	-	17,782,023.93	4,328,829.98	-	-	22,110,853.91
SUMMARY-																											

SUMMARY:

	Previous Report	This Month	As at Date
Total Disbursement Authorities Received	-	-	-
Bal. of Disbursement Authorities	-	-	-
NTA	-	53,990,000.00	53,990,000.00
Working Fund	-	-	-
TRA	-	1,873,001.44	1,873,001.44
CDC	-	-	-
NCAA	-	-	-
Less: Notice of Transfer Allocations (NTA)* issued	-	-	-
Total Disbursements Authorities Available	-	55,863,001.44	55,863,001.44
Less:			
Lapsed NCA/NTA	-	-	-
Disbursements**	-	22,110,853.91	22,110,853.91
Less: Other Non-Cash Disbursements	-	-	-
Add/Less: Adjustments (e.g. Cancelled/Stale Checks)	-	33,752,147.53	33,752,147.53
Balance of Disbursements Authorities as at date	-	33,752,147.53	33,752,147.53

Notes: *The use of NTA is discouraged

**Amounts should tally with the Grand Total Disbursements (column 27)

Consolidated by:

KARLA VIVIEN A. REAMON
 TOO III, Bureau Accounting Division
 Date: 9/10/21

Certified correct:

REYNALDO Z. DELOS SANTOS
 CTOO II, Bureau Accounting Division
 Date:

Recommended by:

MARITES B. MASARAP
 Director III, Accounting Service
 Date:

Approved by:

SHARON P. ALMANZA, CESO II
 Deputy Treasurer of the Philippines
 Date:

MONTHLY REPORT OF DISBURSEMENTS
For the month of JANUARY, 2021

Department: DEPARTMENT OF FINANCE
 Entity Name: BUREAU OF THE TREASURY
 Operating Unit: CENTRAL OFFICE
 Organization Code (UACS): 110050300000
 Funding Source Code (as clustered): 01 (REGULAR AGENCY)
 (e.g. Old Fund Code: 101,102, 151)

PARTICULARS	CURRENT YEAR BUDGET					PRIOR YEAR'S BUDGET											SUB-TOTAL	TRUST LIABILITIES				GRAND TOTAL					Remarks
	PS	MOOE	Fin. Exp	CO	TOTAL	PRIOR YEAR'S ACCOUNTS PAYABLE					CURRENT YEAR'S ACCOUNTS PAYABLE					TOTAL		PS	MOOE	CO	TOTAL	PS	MOOE	Fin. Exp	CO	TOTAL	
						PS	MOOE	Fin. Exp	CO	Sub-Total	PS	MOOE	Fin. Exp	CO	Sub-Total												
1	2	3	4	5	6=(2+3+4+5)	7	8	9	10	11=(7+8+9+10)	12	13	14	15	16=(12+13+14+15)	17=(11+16)	18=(6+17)	19	20	21	22=(19+20+21)	23	24	25	26	27=(23+24+25+26)	28
CASH DISBURSEMENTS																											
Notice of Cash Allocation (NCA)																											
MDS Checks Issued	2,055.17	724,158.92			726,214.09					-					-	-	726,214.09				-	2,055.17	724,158.92	-	-	726,214.09	
Advice to Debit Account	8,144,998.65	4,063,558.43			12,208,557.08	283,369.16	371,174.25			654,543.41					-	654,543.41	12,863,100.49				-	8,428,367.81	4,434,732.68	-	-	12,863,100.49	
Notice of Transfer Allocation (NTA)																											
MDS Checks Issued																											
Advice to Debit Account																											
Working Fund for FAPs																											
Cash Disbursement Ceiling (CDC)																											
TOTAL CASH DISBURSEMENTS	8,147,053.82	4,787,717.35	-	-	12,934,771.17	283,369.16	371,174.25	-	-	654,543.41	-	-	-	-	654,543.41	13,589,314.58	-	-	-	-	8,430,422.98	5,158,891.60	-	-	-	13,589,314.58	
NON-CASH DISBURSEMENTS																											
Tax Remittance Advances Issued (TRA)	1,234,489.29	131,894.94			1,366,384.23	2,520.34	16,392.57			18,912.91					-	18,912.91	1,385,297.14				-	1,237,009.63	148,287.51	-	-	1,385,297.14	
Non-Cash Availment Authority (NCAA)																											
Disbursements effected through outright deductions from claims (pls specify...)																											
Overpayment of expenses (e.g. personnel ben.)																											
Restitution for loss of gov't properties																											
Others (TEF, BTr Documentary Stamp Tax)																											
TOTAL NON-CASH DISBURSEMENTS	1,234,489.29	131,894.94	-	-	1,366,384.23	2,520.34	16,392.57	-	-	18,912.91	-	-	-	-	18,912.91	1,385,297.14	-	-	-	-	1,237,009.63	148,287.51	-	-	-	1,385,297.14	
GRAND TOTAL	9,381,543.11	4,919,612.29	-	-	14,301,155.40	285,889.50	387,566.82	-	-	673,456.32	-	-	-	-	673,456.32	14,974,611.72	-	-	-	-	9,667,432.61	5,307,179.11	-	-	-	14,974,611.72	
SUMMARY:																											

SUMMARY:

Total Disbursement Authorities Received
 Bal. of Disbursement Authorities
 NCA
 Working Fund
 TRA
 CDC
 NCAA

Less: Notice of Transfer Allocations (NTA)* issued

Total Disbursements Authorities Available

Less:

Lapsed NCA/NTA
 Disbursements**
 Less: Other Non-Cash Disbursements

Add/Less: Adjustments (e.g. Cancelled/Stale Checks)

Balance of Disbursements Authorities as at date

Notes: *The use of NTA is discouraged

**Amounts should tally with the Grand Total Disbursements (column 27)

Certified correct:

REYNALDO Z. DELLOS SANTOS
 CTOO II, Bureau Accounting Division
 Date:

Recommended by:

MARITES B. MASARAP
 Director III, Accounting Service
 Date:

Approved by:

SHARON P. LUMANZA, CESO II
 Deputy Treasurer of the Philippines
 Date:

MONTHLY REPORT OF DISBURSEMENTS

For the month of JANUARY, 2021

Department: DEPARTMENT OF FINANCE
Entity Name: BUREAU OF THE TREASURY
Operating Unit: CENTRAL OFFICE
Organization Code (UACS): 110050300000

Funding Source Code (as clustered): 04 (SPECIAL ACCOUNT - FOREIGN ASSISTED/GRANTS)
(e.g. Old Fund Code: 101,102, 151)

PARTICULARS	CURRENT YEAR BUDGET					PRIOR YEAR'S BUDGET											SUB-TOTAL	TRUST LIABILITIES				GRAND TOTAL					Remarks
	PS	MOOE	Fin. Exp	CO	TOTAL	PRIOR YEAR'S ACCOUNTS PAYABLE					CURRENT YEAR'S ACCOUNTS PAYABLE					TOTAL		PS	MOOE	CO	TOTAL	PS	MOOE	Fin. Exp	CO	TOTAL	
						PS	MOOE	Fin. Exp	CO	Sub-Total	PS	MOOE	Fin. Exp	CO	Sub-Total												
1	2	3	4	5	6=(2+ 3+4+5)	7	8	9	10	11= (7+ 8+9+10)	12	13	14	15	16= (12+ 13+14+15)	17=(11+16)	18=(6+17)	19	20	21	22=(19+20+21)	23	24	25	26	27=(23+24+25+26)	28
CASH DISBURSEMENTS																											
Notice of Cash Allocation (NCA)					-					-					-	-	-				-	-	-	-	-	-	
MDS Checks Issued		-			-					-					-	-	-				-	-	-	-	-	-	
Advice to Debit Account		-			-					-					-	-	-				-	-	-	-	-	-	
Notice of Transfer Allocation (NTA)					-					-					-	-	-				-	-	-	-	-	-	
MDS Checks Issued					-					-					-	-	-				-	-	-	-	-	-	
Advice to Debit Account					-					-					-	-	-				-	-	-	-	-	-	
Working Fund for FAPs					-					-					-	-	-				-	-	-	-	-	-	
Cash Disbursement Ceiling (CDC)					-					-					-	-	-				-	-	-	-	-	-	
TOTAL CASH DISBURSEMENTS	-	-	-	-	-	-	-	-	-	-	-	-	-	-	-	-	-	-	-	-	-	-	-	-	-	-	-
NON-CASH DISBURSEMENTS																											
Tax Remittance Advices Issued (TRA)		-			-					-					-	-	-				-	-	-	-	-	-	
Non-Cash Availment Authority (NCAA)					-					-					-	-	-				-	-	-	-	-	-	
Disbursements effected through outright deductions from claims (pls specify...)					-					-					-	-	-				-	-	-	-	-	-	
Overpayment of expenses (e.g. personnel ben.)					-					-					-	-	-				-	-	-	-	-	-	
Restitution for loss of gov't properties					-					-					-	-	-				-	-	-	-	-	-	
Others (TEF, BTr Documentary Stamp Tax)					-					-					-	-	-				-	-	-	-	-	-	
TOTAL NON-CASH DISBURSEMENTS	-	-	-	-	-	-	-	-	-	-	-	-	-	-	-	-	-	-	-	-	-	-	-	-	-	-	-
GRAND TOTAL	-	-	-	-	-	-	-	-	-	-	-	-	-	-	-	-	-	-	-	-	-	-	-	-	-	-	-
SUMMARY:																											


SUMMARY:

	Previous Report	This Month	As at Date		Previous Report	This month	As of Date
Total Disbursement Authorities Received				Total Disbursements Program	-	-	-
Bal. of Disbursement Authorities		-	-	Less: * Actual Disbursements	-	-	-
NCA	-	-	-				
Working Fund	-	-	-	(Over)/Under spending	-	-	-
TRA	-	-	-				
CDC	-	-	-				
NCAA	-	-	-				
Less: Notice of Transfer Allocations (NTA)* issued	-	-	-				
Total Disbursements Authorities Available	-	-	-				
Less:							
Lapsed NCA/NTA	-	-	-				
Disbursements**	-	-	-				
Less: Other Non-Cash Disbursements	-	-	-				
Add/Less: Adjustments (e.g. Cancelled/Staled Checks)	-	-	-				
Balance of Disbursements Authorities as at date	-	-	-				


Notes: *The use of NTA is discouraged

**Amounts should tally with the Grand Total Disbursements (column 27)

Certified correct:


REYNALDO Z. DELOS SANTOS
CTOO II, Bureau Accounting Division
Date:

Recommended by:


MARITES B. MASARAP
Director III, Accounting Service
Date:

Approved by:


SHARON P. ALMANZA, CES0 II
Deputy Treasurer of the Philippines
Date:

MONTHLY REPORT OF DISBURSEMENTS

For the month of JANUARY, 2021

Department: DEPARTMENT OF FINANCE
 Entity Name: BUREAU OF THE TREASURY
 Operating Unit: CENTRAL OFFICE
 Organization Code (UACS): 110050300000
 Funding Source Code (as clustered): ALL FUNDS
 (e.g. Old Fund Code: 101,102, 151)

PARTICULARS	CURRENT YEAR BUDGET					PRIOR YEAR'S BUDGET											SUB-TOTAL	TRUST LIABILITIES				GRAND TOTAL					Remarks
	PS	MOOE	Fin. Exp	CO	TOTAL	PRIOR YEAR'S ACCOUNTS PAYABLE					CURRENT YEAR'S ACCOUNTS PAYABLE					TOTAL		PS	MOOE	CO	TOTAL	PS	MOOE	Fin. Exp	CO	TOTAL	
						PS	MOOE	Fin. Exp	CO	Sub-Total	PS	MOOE	Fin. Exp	CO	Sub-Total												
1	2	3	4	5	6= (2+ 3+4+5)	7	8	9	10	11= (7+ 8+9+10)	12	13	14	15	16= (12+ 13+14+15)	17=(11+16)	18=(6+17)	19	20	21	22=(19+20 +21)	23	24	25	26	27=(23+24+25+26)	28
CASH DISBURSEMENTS																											
Notice of Cash Allocation (NCA)																											
MDS Checks Issued	2,055.17	724,158.92	-	-	726,214.09	-	-	-	-	-	-	-	-	-	-	-	-	-	-	-	-	-	-	-	-	-	-
Advice to Debit Account	8,144,998.65	4,063,558.43	-	-	12,208,557.08	283,369.16	371,174.25	-	-	654,543.41	-	-	-	-	-	654,543.41	726,214.09	-	-	-	-	2,055.17	724,158.92	-	-	726,214.09	
Notice of Transfer Allocation (NTA)																											
MDS Checks Issued	-	-	-	-	-	-	-	-	-	-	-	-	-	-	-	-	12,863,100.49	-	-	-	-	8,428,367.81	4,434,732.68	-	-	12,863,100.49	
Advice to Debit Account	-	-	-	-	-	-	-	-	-	-	-	-	-	-	-	-	-	-	-	-	-	-	-	-	-	-	
Working Fund for FAPs	-	-	-	-	-	-	-	-	-	-	-	-	-	-	-	-	-	-	-	-	-	-	-	-	-	-	
Cash Disbursement Ceiling (CDC)	-	-	-	-	-	-	-	-	-	-	-	-	-	-	-	-	-	-	-	-	-	-	-	-	-	-	
TOTAL CASH DISBURSEMENTS	8,147,053.82	4,787,717.35	-	-	12,934,771.17	283,369.16	371,174.25	-	-	654,543.41	-	-	-	-	-	654,543.41	13,589,314.58	-	-	-	-	8,430,422.98	5,158,891.60	-	-	13,589,314.58	
NON-CASH DISBURSEMENTS																											
Tax Remittance Advances Issued (TRA)	1,234,489.29	131,894.94	-	-	1,366,384.23	2,520.34	16,392.57	-	-	18,912.91	-	-	-	-	-	18,912.91	-	-	-	-	-	-	-	-	-	-	
Non-Cash Availment Authority (NCAA)	-	-	-	-	-	-	-	-	-	-	-	-	-	-	-	-	1,385,297.14	-	-	-	-	1,237,009.63	148,287.51	-	-	1,385,297.14	
Disbursements effected through outright deductions from claims (pls specify...)	-	-	-	-	-	-	-	-	-	-	-	-	-	-	-	-	-	-	-	-	-	-	-	-	-	-	
Overpayment of expenses (e.g. personnel ben.)	-	-	-	-	-	-	-	-	-	-	-	-	-	-	-	-	-	-	-	-	-	-	-	-	-	-	
Restitution for loss of gov't properties	-	-	-	-	-	-	-	-	-	-	-	-	-	-	-	-	-	-	-	-	-	-	-	-	-	-	
Others (TEF, BTr Documentary Stamp Tax)	-	-	-	-	-	-	-	-	-	-	-	-	-	-	-	-	-	-	-	-	-	-	-	-	-	-	
TOTAL NON-CASH DISBURSEMENTS	1,234,489.29	131,894.94	-	-	1,366,384.23	2,520.34	16,392.57	-	-	18,912.91	-	-	-	-	-	18,912.91	1,385,297.14	-	-	-	-	1,237,009.63	148,287.51	-	-	1,385,297.14	
GRAND TOTAL	9,381,543.11	4,919,612.29	-	-	14,301,155.40	285,889.50	387,566.82	-	-	673,456.32	-	-	-	-	-	673,456.32	14,974,611.72	-	-	-	-	9,667,432.61	5,307,179.11	-	-	14,974,611.72	

SUMMARY:

	Previous Report	This Month	As at Date
Total Disbursement Authorities Received			
Bal. of Disbursement Authorities			
NCA	-	108,887,000.00	108,887,000.00
Working Fund	-	-	-
TRA	-	1,385,297.14	1,385,297.14
CDC	-	-	-
NCAA	-	-	-
Less: Notice of Transfer Allocations (NTA)* issued	-	53,990,000.00	53,990,000.00
Total Disbursements Authorities Available	-	56,282,297.14	56,282,297.14
Less:			
Lapsed NCA/NTA	-	-	-
Disbursements**	-	14,974,611.72	14,974,611.72
Less: Other Non-Cash Disbursements	-	-	-
Add/Less: Adjustments (e.g. Cancelled/Stale Checks)	-	41,307,685.42	41,307,685.42
Balance of Disbursements Authorities as at date	-	41,307,685.42	41,307,685.42

Notes: *The use of NTA is discouraged

**Amounts should tally with the Grand Total Disbursements (column 27)

Certified correct

REYNALDO Z. DELOS SANTOS
 CTOO II, Bureau Accounting Division
 Date:

Recommended by:

MARITES B. MASARAP
 Director III, Accounting Service
 Date:

Approved by:

SHARON P. ALMAYZA, CESO II
 Deputy Treasurer of the Philippines
 Date:

MONTHLY REPORT OF DISBURSEMENTS

For the month of JANUARY, 2021

Department: **DEPARTMENT OF FINANCE**
 Entity Name: **BUREAU OF THE TREASURY**
 Operating Unit: **CENTRAL OFFICE & RO'S/OU's**
 Organization Code (UACS): **110050300000**
 Funding Source Code (as clustered): **01 (REGULAR AGENCY)**
 (e.g. Old Fund Code: 101,102, 151)

PARTICULARS	CURRENT YEAR BUDGET					PRIOR YEAR'S BUDGET											SUB-TOTAL	TRUST LIABILITIES				GRAND TOTAL					Remarks
	PS	MOOE	Fin. Exp	CO	TOTAL	PRIOR YEAR'S ACCOUNTS PAYABLE					CURRENT YEAR'S ACCOUNTS PAYABLE					TOTAL		PS	MOOE	CO	TOTAL	PS	MOOE	Fin. Exp	CO	TOTAL	
						PS	MOOE	Fin. Exp	CO	Sub-Total	PS	MOOE	Fin. Exp	CO	Sub-Total												
1	2	3	4	5	6= (2+ 3+4+5)	7	8	9	10	11= (7+ 8+9+10)	12	13	14	15	16= (12+ 13+14+15)	17=(11+16)	18=(6+17)	19	20	21	22=(19 +20+21)	23	24	25	26	27=(23+24+25+26)	28
CASH DISBURSEMENTS																											
Notice of Cash Allocation (NCA)																											
MDS Checks Issued	2,055.17	724,158.92	-	-	726,214.09	-	-	-	-	-	-	-	-	-	-	-	726,214.09	-	-	-	-	2,055.17	724,158.92	-	-	726,214.09	
Advice to Debit Account	8,144,998.65	4,063,558.43	-	-	12,208,557.08	283,369.16	371,174.25	-	-	654,543.41	-	-	-	-	-	654,543.41	12,863,100.49	-	-	-	-	8,428,367.81	4,434,732.68	-	-	12,863,100.49	
Notice of Transfer Allocation (NTA)																											
MDS Checks Issued	1,009,759.54	1,073,361.94	-	-	2,083,121.48	-	288,979.79	-	-	288,979.79	-	-	-	-	-	288,979.79	2,372,101.27	-	-	-	-	1,009,759.54	1,362,341.73	-	-	2,372,101.27	
Advice to Debit Account	15,084,404.37	2,753,742.97	-	-	17,838,147.34	2,218.07	21,680.52	-	-	23,898.59	-	3,705.27	-	-	3,705.27	27,603.86	17,865,751.20	-	-	-	-	15,086,622.44	2,779,128.76	-	-	17,865,751.20	
Working Fund for FAPs																											
Cash Disbursement Ceiling (CDC)																											
TOTAL CASH DISBURSEMENTS	24,241,217.73	8,614,822.26	-	-	32,856,039.99	285,587.23	681,834.56	-	-	967,421.79	-	3,705.27	-	-	3,705.27	971,127.06	33,827,167.05	-	-	-	-	24,526,804.96	9,300,362.09	-	-	33,827,167.05	
NON-CASH DISBURSEMENTS																											
Tax Remittance Advices Issued (TRA)	2,920,131.24	299,362.30	-	-	3,219,493.54	2,520.34	36,074.97	-	-	38,595.31	-	209.73	-	-	209.73	38,805.04	3,258,298.58	-	-	-	-	2,922,651.58	335,647.00	-	-	3,258,298.58	
Non-Cash Availment Authority (NCAA)																											
Disbursements effected through outright deductions from claims (pls specify...)																											
Overpayment of expenses (e.g. personnel ben.)																											
Restitution for loss of gov't properties																											
Others (TEF, BTr Documentary Stamp Tax)																											
TOTAL NON-CASH DISBURSEMENTS	2,920,131.24	299,362.30	-	-	3,219,493.54	2,520.34	36,074.97	-	-	38,595.31	-	209.73	-	-	209.73	38,805.04	3,258,298.58	-	-	-	-	2,922,651.58	335,647.00	-	-	3,258,298.58	
GRAND TOTAL	27,161,348.97	8,914,184.56	-	-	36,075,533.53	288,107.57	717,909.53	-	-	1,006,017.10	-	3,915.00	-	-	3,915.00	1,009,932.10	37,085,465.63	-	-	-	-	27,449,456.54	9,636,009.09	-	-	37,085,465.63	
SUMMARY:																											

SUMMARY:

	Previous Report	This Month	As at Date	Previous Report	This month	As of Date
Total Disbursement Authorities Received						
Bal. of Disbursement Authorities						
NCA	-	162,877,000.00	162,877,000.00	-	148,140,659.75	148,140,659.75
Working Fund	-			-	37,085,465.63	37,085,465.63
TRA	-	3,258,298.58	3,258,298.58	-	111,055,194.12	111,055,194.12
CDC	-			-		
NCAA	-			-		
Less: Notice of Transfer Allocations (NTA)* issued	-	53,990,000.00	53,990,000.00	-		
Total Disbursements Authorities Available	-	112,145,298.58	112,145,298.58	-	112,145,298.58	112,145,298.58
Less:						
Lapsed NCA/NTA	-			-		
Disbursements**	-	37,085,465.63	37,085,465.63	-		
Less: Other Non-Cash Disbursements	-			-		
Add/Less: Adjustments (e.g. Cancelled/Staled Checks)	-	75,059,832.95	75,059,832.95	-	75,059,832.95	75,059,832.95
Balance of Disbursements Authorities as at date	-	75,059,832.95	75,059,832.95	-	75,059,832.95	75,059,832.95

Notes: *The use of NTA is discouraged

**Amounts should tally with the Grand Total Disbursements (column 27)

Certified correct

REYNALDO Z. DELLOS SANTOS
 CTOO II, Bureau Accounting Division
 Date:

Recommended by:

MARTIN B. MASARAP
 Director III, Accounting Service
 Date:

Approved by:

SHARON P. MANZA, CESO II
 Deputy Treasurer of the Philippines
 Date:

MONTHLY REPORT OF DISBURSEMENTS

For the month of JANUARY, 2021

Department: **DEPARTMENT OF FINANCE**
 Entity Name: **BUREAU OF THE TREASURY**
 Operating Unit: **CENTRAL OFFICE & RO's/OU's**
 Organization Code (UACS): **110050300000**
 Funding Source Code (as clustered): **ALL FUNDS**
 (e.g. Old Fund Code: 101,102, 151)

PARTICULARS	CURRENT YEAR BUDGET					PRIOR YEAR'S BUDGET											SUB-TOTAL	TRUST LIABILITIES				GRAND TOTAL					Remarks
	PS	MOOE	Fin. Exp	CO	TOTAL	PRIOR YEAR'S ACCOUNTS PAYABLE					CURRENT YEAR'S ACCOUNTS PAYABLE					TOTAL		PS	MOOE	CO	TOTAL	PS	MOOE	Fin. Exp	CO	TOTAL	
						PS	MOOE	Fin. Exp	CO	Sub-Total	PS	MOOE	Fin. Exp	CO	Sub-Total												
1	2	3	4	5	6=(2+3+4+5)	7	8	9	10	11=(7+8+9+10)	12	13	14	15	16=(12+13+14+15)	17=(11+16)	18=(6+17)	19	20	21	22=(19+20+21)	23	24	25	26	27=(23+24+25+26)	28
CASH DISBURSEMENTS																											
Notice of Cash Allocation (NCA)					-					-					-	-					-						
MDS Checks Issued	2,055.17	724,158.92	-	-	726,214.09	-	-	-	-	-	-	-	#		-	-	726,214.09	-	-	-	-	-			-	-	
Advice to Debit Account	8,144,998.65	4,063,558.43	-	-	12,208,557.08	283,369.16	371,174.25	-	-	654,543.41	-	-	#		-	654,543.41	12,863,100.49	-	-	-	-	2,055.17	724,158.92	-	-	726,214.09	
Notice of Transfer Allocation (NTA)																											
MDS Checks Issued	1,009,759.54	1,073,361.94	-	-	2,083,121.48		288,979.79	-	-	288,979.79	-	-	#		-	288,979.79	2,372,101.27	-	-	-	-	1,009,759.54	1,362,341.73			2,372,101.27	
Advice to Debit Account	15,084,404.37	2,753,742.97			17,838,147.34	2,218.07	21,680.52	-	-	23,898.59	-	####	#		3,705.27	27,603.86	17,865,751.20	-	-	-	-	15,086,622.44	2,779,128.76			17,865,751.20	
Working Fund for FAPs					-																-						
Cash Disbursement Ceiling (CDC)					-																-						
TOTAL CASH DISBURSEMENTS	24,241,217.73	8,614,822.26	-	-	32,856,039.99	285,587.23	681,834.56	-	-	967,421.79	-	####	#		3,705.27	971,127.06	33,827,167.05	-	-	-	-	24,526,804.96	9,300,362.09			33,827,167.05	
NON-CASH DISBURSEMENTS																											
Tax Remittance Advices Issued (TRA)	2,920,131.24	299,362.30	-	-	3,219,493.54	2,520.34	36,074.97	-	-	38,595.31	-	####	#		209.73	38,805.04	3,258,298.58	-	-	-	-	2,922,651.58	335,647.00			3,258,298.58	
Non-Cash Availment Authority (NCAA)																											
Disbursements effected through outright deductions from claims (pls specify...)																											
Overpayment of expenses (e.g. personnel ben.)																											
Restitution for loss of gov't properties																											
Others (TEF, BTr Documentary Stamp Tax)																											
TOTAL NON-CASH DISBURSEMENTS	2,920,131.24	299,362.30	-	-	3,219,493.54	2,520.34	36,074.97	-	-	38,595.31	-	####	#		209.73	38,805.04	3,258,298.58	-	-	-	-	2,922,651.58	335,647.00			3,258,298.58	
GRAND TOTAL	27,161,348.97	8,914,184.56	-	-	36,075,533.53	288,107.57	717,909.53			1,006,017.10	-	####	#		3,915.00	1,009,932.10	37,085,465.63					27,449,456.54	9,636,009.09			37,085,465.63	
SUMMARY:																											

SUMMARY:

	Previous Report	This Month	As at Date		Previous Report	This month	As of Date
Total Disbursement Authorities Received				Total Disbursements Program			
Bal. of Disbursement Authorities				Less: * Actual Disbursements			
NCA	-	162,877,000.00	162,877,000.00	(Over)/Under spending	-	148,140,659.75	148,140,659.75
Working Fund	-	-	-		-	37,085,465.63	37,085,465.63
TRA	-	3,258,298.58	3,258,298.58		-	111,055,194.12	111,055,194.12
CDC	-	-	-				
NCAA	-	-	-				
Less: Notice of Transfer Allocations (NTA)* issued	-	53,990,000.00	53,990,000.00				
Total Disbursements Authorities Available	-	112,145,298.58	112,145,298.58				
Less:							
Lapsed NCA/NTA	-	-	-				
Disbursements**	-	37,085,465.63	37,085,465.63				
Less: Other Non-Cash Disbursements	-	-	-				
Add/Less: Adjustments (e.g. Cancelled/Stale Checks)	-	75,059,832.95	75,059,832.95				
Balance of Disbursements Authorities as at date	-	75,059,832.95	75,059,832.95				

Notes: *The use of NTA is discouraged

**Amounts should tally with the Grand Total Disbursements (column 27)

Certified correct:

REYNALDO Z. DELLOS SANTOS
 CTOO II, Bureau Accounting Division
 Date:

Recommended by:

ARITEE B. MASARZ
 Actor III, Accounting Ser
 Date:

Approved by:

SHARON P. ALMANZA, CESO II
 Deputy Treasurer of the Philippines
 Date:



SUMMARY OF NOTICE OF CASH ALLOCATION
as of January 31, 2021

Funding the Republic

MDS Account No: 2001-90003-1

GAA		UACS CODE	JANUARY	FEBRUARY	MARCH	APRIL	MAY	JUNE	JULY	AUGUST	SEPTEMBER	OCTOBER	NOVEMBER	DECEMBER	TOTAL
NCA-BMB-A-21-0000331, January 4, 2021															
REGULAR		01101101	105,389,000.00	114,466,000.00	84,423,000.00										304,278,000.00
RLIP		01104102	3,498,000.00	3,502,000.00	3,506,000.00										10,506,000.00
Total (GAA)			108,887,000.00	117,968,000.00	87,929,000.00	-	-	-	-	-	-	-	-	-	314,784,000.00
RG & TL *		01101101/01101407													-
Sub-Total (MDS 2001-90003-1)			108,887,000.00	117,968,000.00	87,929,000.00	-	-	-	-	-	-	-	-	-	314,784,000.00

MDS Account No: 2001-90258-2

GRANT-KFW IDF (TSA CAPACITY BUILDING)

Sub-Total (MDS 2001-90258-2)

		04104161	-	-	-	-	-	-	-	-	-	-	-	-	-
--	--	----------	---	---	---	---	---	---	---	---	---	---	---	---	---

MDS Account No: 2001-90234-3

TRUST RECEIPTS

Sub-Total (MDS 2001-90234-3)

GRAND TOTAL


		07308602	-	-	-	-	-	-	-	-	-	-	-	-	-
			108,887,000.00	117,968,000.00	87,929,000.00	-	-	-	-	-	-	-	-	-	314,784,000.00

*See attached details

Certified Correct:


REYNALDO Z. DELOS SANTOS
CTOO II, Bureau Accounting Division

Recommended by:


MARITES B. MASARAP
Director IH, Accounting Service

Approved by:


SHARON P. ALMANZA, CESO II
Deputy Treasurer of the Philippines



Funding the Republic

NOTICE OF CASH ALLOCATION RECEIVED - Regular Fund

as of January 31, 2021

MDS Account No: 2001-90003-1 (Regular)


01/04/21	NCA-BMB-A-21-0000331	01101101/01104102	314,784,000.00
Total			314,784,000.00

To cover Regular operating and RLIP requirements for the 1st Quarter (January to March) of FY 2021.


Certified Correct:


REYNALDO Z. DELOS SANTOS
CTOO II, Bureau Accounting Division

Recommended by:


MARITES B. MASARAP
Director III, Accounting Service

Approved by:


SHARON P. ALMANZA, CESO II
Deputy Treasurer of the Philippines