


CY 2020 SUMMARY OF APPROPRIATIONS, ALLOTMENTS,
OBLIGATIONS, DISBURSEMENTS AND BALANCES BY OBJECT OF
EXPENDITURES (SAAODBOE)

As of September 30, 2020

Department : Department of Finance
Agency : BUREAU OF THE TREASURY
Operating Unit : CONSOLIDATED
Organization Code : 11-005-00-00000
Funding Source Code : ALL FUNDS_Cluster 01 (REGULAR AGENCY FUND)



FAR No. 1A_BTr NG - OVERSIGHT_ALGU

X	Current Year Appropriations
	Supplemental Appropriations
X	Continuing Appropriations

PARTICULARS	UACS Code	APPROPRIATIONS			ALLOTMENTS					CURRENT YEAR OBLIGATIONS			
		Authorized Appropriation	Adjustments	Adjusted Appropriation	Allotments received	Adjustments	Transfer To	Transfer From	Adjusted Total Allotments	1st Quarter	2nd Quarter	3rd Quarter	TOTAL
1	2	3	4	5=3+4	6	7	8	9	10=6+7-8+9	11	12	13	15=11+14
BTr - NATIONAL GOVERNMENT - OVERSIGHT													
I. REGULAR AGENCY FUND													
A. NEW GENERAL APPROPRIATION													
A.I. Allocation to Local Government Units													
Local Government Support Fund (LGSF), FY 2020 RA 11465													
01 1 01 254													
Operations: Program III_NG Accounting Prog.													
Release of Allotment to LGUs (ALGU)	330100100003000	21,081,193,473.00	-	21,081,193,473.00	21,081,193,473.00	-	-	-	21,081,193,473.00	1,540,929,368.00	3,981,855,797.00	12,295,521,204.00	17,818,306,369.00
Maintenance and Other Operating Exp.	50200000 00	21,081,193,473.00	-	21,081,193,473.00	21,081,193,473.00	-	-	-	21,081,193,473.00	1,540,929,368.00	3,981,855,797.00	12,295,521,204.00	17,818,306,369.00
Financial Assistance to LGUs	50214030 00	21,081,193,473.00	-	21,081,193,473.00	21,081,193,473.00	-	-	-	21,081,193,473.00	1,540,929,368.00	3,981,855,797.00	12,295,521,204.00	17,818,306,369.00
Assistance to Cities (AC)		981,109,803.00		981,109,803.00	981,109,803.00				981,109,803.00		19,520,947.00	864,661,519.00	884,182,466.00
Assistance to Disadvantage Municipalities (ADM)		7,814,627,500.00		7,814,627,500.00	7,814,627,500.00				7,814,627,500.00		267,088,000.00	5,676,834,000.00	5,943,922,000.00
Bottom-Up Budgeting (BUB)		-		-	-				-		-	-	-
Conditional Matching Grant to Provinces (CMGP)		6,432,595,514.00		6,432,595,514.00	6,432,595,514.00				6,432,595,514.00		1,997,366,850.00	3,341,513,094.00	5,338,879,944.00
KALSADA		-		-	-				-		-	-	-
REGULAR "Priority program"		4,583,849,923.00		4,583,849,923.00	4,583,849,923.00				4,583,849,923.00	1,540,929,368.00	1,697,880,000.00	1,327,422,040.00	4,566,231,408.00
Sagana at Ligtas na Tubig Sa Lahat (SALINTUBIG)		1,269,010,733.00		1,269,010,733.00	1,269,010,733.00				1,269,010,733.00		-	1,085,090,551.00	1,085,090,551.00
A.II Special Shares of LGU in the Proceeds of National Taxes, FY 2020 RA 11465													
01 1 01 252													
Operations: Program III_NG Accounting Prog.													
Release of Allotment to LGUs (ALGU)	330100100003000	2,079,012,468.00	-	2,079,012,468.00	2,079,012,468.00	-	-	-	2,079,012,468.00	678,757,103.92	432,004,044.02	968,173,187.89	2,078,934,335.83
Maintenance and Other Operating Exp.	50200000 00	2,079,012,468.00	-	2,079,012,468.00	2,079,012,468.00	-	-	-	2,079,012,468.00	678,757,103.92	432,004,044.02	968,173,187.89	2,078,934,335.83
Financial Assistance to LGUs	50214030 00	2,079,012,468.00	-	2,079,012,468.00	2,079,012,468.00	-	-	-	2,079,012,468.00	678,757,103.92	432,004,044.02	968,173,187.89	2,078,934,335.83
Tobaco Excise Tax (Virginia), RA 7171		-		-	-				-				-
Tobaco Excise Tax (Burley/Native), RA 8240		-		-	-				-				-
Mining Taxes, RA 7160		1,591,893,297.00		1,591,893,297.00	1,591,893,297.00				1,591,893,297.00	678,757,103.92	431,957,001.29	481,179,188.13	1,591,893,293.34
Royalties, RA 7160		486,994,000.00		486,994,000.00	486,994,000.00				486,994,000.00		-	486,993,999.76	486,993,999.76
Forestry Charges, RA 7160		125,171.00		125,171.00	125,171.00				125,171.00		47,042.73		47,042.73
Fishery Charges, RA 7160		-		-	-				-				-
Renewable Energy Charges, RA 9513		-		-	-				-				-
Income Tax Collection, RA 7922 & RA 8748		-		-	-				-				-
Value Added Tax, RA 7643		-		-	-				-				-
Value Added Tax, RA 7953 & RA 8407		-		-	-				-				-

CY 2020 SUMMARY OF APPROPRIATIONS, ALLOTMENTS,
OBLIGATIONS, DISBURSEMENTS AND BALANCES BY OBJECT OF
EXPENDITURES (SAAOBEO)

As of September 30, 2020

Department : Department of Finance
Agency : BUREAU OF THE TREASURY
Operating Unit : CONSOLIDATED
Organization Code : 11-005-00-00000
Funding Source Code : ALL FUNDS_Cluster 01 (REGULAR AGENCY FUND)

FAR No. 1A_BT NG - OVERSIGHT_ALGU

X	Current Year Appropriations
	Supplemental Appropriations
X	Continuing Appropriations

PARTICULARS	UACS Code	APPROPRIATIONS			ALLOTMENTS					CURRENT YEAR OBLIGATIONS			
		Authorized Appropriation	Adjustments	Adjusted Appropriation	Allotments received	Adjustments	Transfer To	Transfer From	Adjusted Total Allotments	1st Quarter	2nd Quarter	3rd Quarter	TOTAL
1	2	3	4	5=3+4	6	7	8	9	10=6+7-8+9	11	12	13	15=11+14
A.III. Shares in the National Internal Revenue Tax Collections	01 1 01 257												
Operations: Program III_NG Accounting Prog.													
Release of Allotment to LGUs (ALGU)	330100100003000	5,000,000,000.00	-	5,000,000,000.00	5,000,000,000.00	-	-	-	5,000,000,000.00	-	-	5,000,000,000.00	5,000,000,000.00
Maintenance and Other Operating Exp.	50200000 00	5,000,000,000.00	-	5,000,000,000.00	5,000,000,000.00	-	-	-	5,000,000,000.00	-	-	5,000,000,000.00	5,000,000,000.00
Organic Law for the BARMM	50214030 00	5,000,000,000.00		5,000,000,000.00	5,000,000,000.00				5,000,000,000.00			5,000,000,000.00	5,000,000,000.00
A.IV Regular Agency Fund, General Appropriations, National Disaster Risk Reduction and Management Fund (Calamity Fund), RA 11465 (FY 2020 GAA)	01 1 01 401												
Operations: Program III_NG Accounting Prog.													
Release of Allotment to LGUs (ALGU)	330100100003000	46,053,000.00	-	46,053,000.00	46,053,000.00	-	-	-	46,053,000.00	-	46,053,000.00	-	46,053,000.00
Maintenance and Other Operating Exp.	50200000 00	46,053,000.00	-	46,053,000.00	46,053,000.00	-	-	-	46,053,000.00	-	46,053,000.00	-	46,053,000.00
Financial Assistance to LGUs	50200000 00	46,053,000.00	-	46,053,000.00	46,053,000.00	-	-	-	46,053,000.00	-	46,053,000.00	-	46,053,000.00
FY 2020 Marawi Recovery, Rehabilitation and Reconstruction Program		46,053,000.00		46,053,000.00	46,053,000.00				46,053,000.00		46,053,000.00		46,053,000.00
A.V Special Purpose Funds	01 1 01 407												
Pension and Gratuity Fund FY 2020 RA 11465													
Operations: Program III_NG Accounting Prog.													
Release of Allotment to LGUs (ALGU)	330100100003000	24,157,003.00	-	24,157,003.00	24,157,003.00	-	-	-	24,157,003.00	7,130,132.00	5,865,324.00	10,770,935.00	23,766,391.00
Maintenance and Other Operating Exp.	50200000 00	24,157,003.00	-	24,157,003.00	24,157,003.00	-	-	-	24,157,003.00	7,130,132.00	5,865,324.00	10,770,935.00	23,766,391.00
Financial Assistance to LGUs	50214030 00	24,157,003.00	-	24,157,003.00	24,157,003.00	-	-	-	24,157,003.00	7,130,132.00	5,865,324.00	10,770,935.00	23,766,391.00
Retirement Gratuity		1,073,049.00		1,073,049.00	1,073,049.00				1,073,049.00				1,073,049.00
Terminal Leave		20,459,893.00		20,459,893.00	20,459,893.00				20,459,893.00	6,057,083.00	5,865,324.00	8,373,766.00	20,296,173.00
Monetization of Leave Credits		2,624,061.00		2,624,061.00	2,624,061.00				2,624,061.00			2,397,169.00	2,397,169.00
A.VI Regular Agency Fund, General Appropriations Act, RA 11465 Section 4(v), Republic Act No. 11469	01 1 01 413												
Release of Allotment to LGUs (ALGU)	330100100003000	37,021,047,019.00	-	37,021,047,019.00	37,021,047,019.00	-	-	-	37,021,047,019.00	-	37,021,047,019.00	-	37,021,047,019.00
Maintenance and Other Operating Exp.	50200000 00	37,021,047,019.00	-	37,021,047,019.00	37,021,047,019.00	-	-	-	37,021,047,019.00	-	37,021,047,019.00	-	37,021,047,019.00
Financial Assistance to LGUs	50214030 00	37,021,047,019.00	-	37,021,047,019.00	37,021,047,019.00	-	-	-	37,021,047,019.00	-	37,021,047,019.00	-	37,021,047,019.00
Bayanihan Grant to Cities and Municipalities		37,021,047,019.00		37,021,047,019.00	37,021,047,019.00				37,021,047,019.00		37,021,047,019.00		37,021,047,019.00

CY 2020 SUMMARY OF APPROPRIATIONS, ALLOTMENTS,
OBLIGATIONS, DISBURSEMENTS AND BALANCES BY OBJECT OF
EXPENDITURES (SAAODBOE)

As of September 30, 2020

Department : Department of Finance
Agency : BUREAU OF THE TREASURY
Operating Unit : CONSOLIDATED
Organization Code : 11-005-00-00000
Funding Source Code : ALL FUNDS_Cluster 01 (REGULAR AGENCY FUND)

FAR No. 1A_BT NG - OVERSIGHT_ALGU

X	Current Year Appropriations
	Supplemental Appropriations
X	Continuing Appropriations

PARTICULARS	UACS Code	APPROPRIATIONS			ALLOTMENTS					CURRENT YEAR OBLIGATIONS			
		Authorized Appropriation	Adjustments	Adjusted Appropriation	Allotments received	Adjustments	Transfer To	Transfer From	Adjusted Total Allotments	1st Quarter	2nd Quarter	3rd Quarter	TOTAL
1	2	3	4	5=3+4	6	7	8	9	10=6+7-8+9	11	12	13	15=11:14
Total, NEW GENERAL APPROPRIATION		65,251,462,963.00	-	65,251,462,963.00	65,251,462,963.00	-	-	-	65,251,462,963.00	2,226,816,603.92	41,486,825,184.02	18,274,465,326.89	61,988,107,114.83
PS			-	-	-				-				-
MOOE		65,251,462,963.00	-	65,251,462,963.00	65,251,462,963.00	-	-	-	65,251,462,963.00	2,226,816,603.92	41,486,825,184.02	18,274,465,326.89	61,988,107,114.83
FINEX			-	-	-				-				-
CO			-	-	-				-				-
B. CONTINUING, FY 2019 RA 11260	02												
B.I. Allocation to Local Government Units													
Local Government Support Fund	01 1 02 254												
Operations: Program III_NG Accounting Prog.													
Release of Allotment to LGUs (ALGU)	330100100003000	781,368,337.00	-	781,368,337.00	781,368,337.00	-	-	-	781,368,337.00	625,368,337.00	40,000,000.00	116,000,000.00	781,368,337.00
Maintenance and Other Operating Exp.	50200000 00	781,368,337.00	-	781,368,337.00	781,368,337.00	-	-	-	781,368,337.00	625,368,337.00	40,000,000.00	116,000,000.00	781,368,337.00
Financial Assistance to LGUs	50214030 00	781,368,337.00	-	781,368,337.00	781,368,337.00	-	-	-	781,368,337.00	625,368,337.00	40,000,000.00	116,000,000.00	781,368,337.00
Assistance to Cities (AC)				-	-				-				-
Assistance to Municipalities (AM)				-	-				-				-
Bottom-Up Budgeting (BUB)				-	-				-				-
Conditional Matching Grant to Provinces (CMGP)		201,822,071.00		201,822,071.00	201,822,071.00				201,822,071.00	201,822,071.00			201,822,071.00
KALSADA		-		-	-				-	-			-
REGULAR "Priority program"		579,546,266.00		579,546,266.00	579,546,266.00				579,546,266.00	423,546,266.00	40,000,000.00	116,000,000.00	579,546,266.00
Sagana at Ligtas na Tubig Sa Lahat (SALINTUBIG)				-	-				-				-
B.II Special Shares of LGU in the Proceeds of National Taxes, FY 2019 RA 11260	01 1 02 252												
Operations: Program III_NG Accounting Prog.													
Release of Allotment to LGUs (ALGU)	330100100003000	190,946,882.00	-	190,946,882.00	190,946,882.00	-	-	-	190,946,882.00	4,918,600.11	186,028,278.70	-	190,946,878.81
Maintenance and Other Operating Exp.	50200000 00	190,946,882.00	-	190,946,882.00	190,946,882.00	-	-	-	190,946,882.00	4,918,600.11	186,028,278.70	-	190,946,878.81
Financial Assistance to LGUs	50214030 00	190,946,882.00	-	190,946,882.00	190,946,882.00	-	-	-	190,946,882.00	4,918,600.11	186,028,278.70	-	190,946,878.81
Tobacco Excise Tax (Virginia), RA 7171				-	-				-				-
Tobacco Excise Tax (Burley/Native), RA 8240				-	-				-				-
Mining Taxes, RA 7160		186,028,280.00		186,028,280.00	186,028,280.00				186,028,280.00		186,028,278.70		186,028,278.70
Royalties, RA 7160				-	-				-				-
Forestry Charges, RA 7160		4,918,602.00		4,918,602.00	4,918,602.00				4,918,602.00	4,918,600.11			4,918,600.11
Fishery Charges, RA 7160				-	-				-				-
Renewable Energy Charges, RA 9513				-	-				-				-
Income Tax Collection, RA 7922 & RA 8748				-	-				-				-
Value Added Tax, RA 7643				-	-				-				-

CY 2020 SUMMARY OF APPROPRIATIONS, ALLOTMENTS,
OBLIGATIONS, DISBURSEMENTS AND BALANCES BY OBJECT OF
EXPENDITURES (SAAODBOE)

As of September 30, 2020

Department : Department of Finance
Agency : **BUREAU OF THE TREASURY**
Operating Unit : **CONSOLIDATED**
Organization Code : 11-005-00-00000
Funding Source Code : ALL FUNDS_Cluster 01 (REGULAR AGENCY FUND)

FAR No. 1A_BT r NG - OVERSIGHT_ALGU

X	Current Year Appropriations
	Supplemental Appropriations
X	Continuing Appropriations

PARTICULARS	UACS Code	APPROPRIATIONS			ALLOTMENTS					CURRENT YEAR OBLIGATIONS			
		Authorized Appropriation	Adjustments	Adjusted Appropriation	Allotments received	Adjustments	Transfer To	Transfer From	Adjusted Total Allotments	1st Quarter	2nd Quarter	3rd Quarter	TOTAL
1	2	3	4	5=3+4	6	7	8	9	10=6+7-8+9	11	12	13	15=11+14
Value Added Tax, RA 7953 & RA 8407				-	-				-				-
B.III Regular Agency Fund, General Appropriations, National Disaster Risk Reduction and Management Fund (Calamity Fund), RA 11260 (FY 2019 GAA)	01 1 02 401												
Operations: Program III_NG Accounting Prog.													
Release of Allotment to LGUs (ALGU)	330100100003000	603,406,500.00	-	603,406,500.00	603,406,500.00	-	-	-	603,406,500.00	-	603,406,500.00	-	603,406,500.00
Maintenance and Other Operating Exp.	50200000 00	603,406,500.00	-	603,406,500.00	603,406,500.00	-	-	-	603,406,500.00	-	603,406,500.00	-	603,406,500.00
Financial Assistance to LGUs	50200000 00	603,406,500.00	-	603,406,500.00	603,406,500.00	-	-	-	603,406,500.00	-	603,406,500.00	-	603,406,500.00
FY 2020 Marawi Recovery, Rehabilitation and Reconstruction Program		603,406,500.00		603,406,500.00	603,406,500.00				603,406,500.00		603,406,500.00		603,406,500.00
Total, CONTINUING APPROPRIATION		1,575,721,719.00	-	1,575,721,719.00	1,575,721,719.00	-	-	-	1,575,721,719.00	630,286,937.11	829,434,778.70	116,000,000.00	1,575,721,715.81
PS			-	-	-	-	-	-	-				-
MOOE		1,575,721,719.00	-	1,575,721,719.00	1,575,721,719.00	-	-	-	1,575,721,719.00	630,286,937.11	829,434,778.70	116,000,000.00	1,575,721,715.81
FINEX			-	-	-	-	-	-	-				-
CO			-	-	-	-	-	-	-				-
C. AUTOMATIC APPROPRIATIONS													
C.I. Internal Revenue Allotment	01 1 04 251												
Operations: Program III_NG Accounting Prog.													
Release of Allotment to LGUs (ALGU)	330100100003000												
Maintenance and Other Operating Exp.	50200000 00	648,921,246,000.00	-	648,921,246,000.00	648,921,246,000.00	-	-	-	648,921,246,000.00	648,918,447,136.00	-	-	648,918,447,136.00
Financial Assistance - IRA	50214060 00	648,921,246,000.00		648,921,246,000.00	648,921,246,000.00				648,921,246,000.00	648,918,447,136.00			648,918,447,136.00
C.II. Shares in the National Internal Revenue Tax Collections	01 1 04 257												
Operations: Program III_NG Accounting Prog.													
Release of Allotment to LGUs (ALGU)	330100100003000												
Maintenance and Other Operating Exp.	50200000 00	63,634,076,000.00	-	63,634,076,000.00	63,634,076,000.00	-	-	-	63,634,076,000.00	63,634,076,000.00	-	-	63,634,076,000.00
Financial Assistance to LGUs	50214060 00	63,634,076,000.00		63,634,076,000.00	63,634,076,000.00				63,634,076,000.00	63,634,076,000.00			63,634,076,000.00
Total, AUTOMATIC APPROPRIATION		712,555,322,000.00	-	712,555,322,000.00	712,555,322,000.00	-	-	-	712,555,322,000.00	712,552,523,136.00	-	-	712,552,523,136.00
PS													

CY 2020 SUMMARY OF APPROPRIATIONS, ALLOTMENTS, OBLIGATIONS, DISBURSEMENTS AND BALANCES BY OBJECT OF EXPENDITURES (SAAODBOE)

As of September 30, 2020

Department : Department of Finance
Agency : BUREAU OF THE TREASURY
Operating Unit : CONSOLIDATED
Organization Code : 11-005-00-00000
Funding Source Code : ALL FUNDS_Cluster 01 (REGULAR AGENCY FUND)

FAR No. 1A_BTr NG - OVERSIGHT_ALGU

X	Current Year Appropriations
	Supplemental Appropriations
X	Continuing Appropriations

PARTICULARS	UACS Code	APPROPRIATIONS			ALLOTMENTS					CURRENT YEAR OBLIGATIONS			
		Authorized Appropriation	Adjustments	Adjusted Appropriation	Allotments received	Adjustments	Transfer To	Transfer From	Adjusted Total Allotments	1st Quarter	2nd Quarter	3rd Quarter	TOTAL
1	2	3	4	5=3+4	6	7	8	9	10=6+7-8+9	11	12	13	15=11-14
MOOE		712,555,322,000.00	-	712,555,322,000.00	712,555,322,000.00	-	-	-	712,555,322,000.00	712,552,523,136.00	-	-	712,552,523,136.00
FINEX				-					-				-
CO				-					-				-
OVERALL SUMMARY:													
I. REGULAR AGENCY FUND													
New General Appropriation	01	65,251,462,963.00	-	65,251,462,963.00	65,251,462,963.00	-	-	-	65,251,462,963.00	2,226,816,603.92	41,486,825,184.02	18,274,465,326.89	61,988,107,114.83
PS		-	-	-	-	-	-	-	-	-	-	-	-
MOOE		65,251,462,963.00	-	65,251,462,963.00	65,251,462,963.00	-	-	-	65,251,462,963.00	2,226,816,603.92	41,486,825,184.02	18,274,465,326.89	61,988,107,114.83
FINEX		-	-	-	-	-	-	-	-	-	-	-	-
CO		-	-	-	-	-	-	-	-	-	-	-	-
Continuing Appropriation	02	1,575,721,719.00	-	1,575,721,719.00	1,575,721,719.00	-	-	-	1,575,721,719.00	630,286,937.11	829,434,778.70	116,000,000.00	1,575,721,715.81
PS		-	-	-	-	-	-	-	-	-	-	-	-
MOOE		1,575,721,719.00	-	1,575,721,719.00	1,575,721,719.00	-	-	-	1,575,721,719.00	630,286,937.11	829,434,778.70	116,000,000.00	1,575,721,715.81
FINEX		-	-	-	-	-	-	-	-	-	-	-	-
CO		-	-	-	-	-	-	-	-	-	-	-	-
Automatic Appropriation	04	712,555,322,000.00	-	712,555,322,000.00	712,555,322,000.00	-	-	-	712,555,322,000.00	712,552,523,136.00	-	-	712,552,523,136.00
PS		-	-	-	-	-	-	-	-	-	-	-	-
MOOE		712,555,322,000.00	-	712,555,322,000.00	712,555,322,000.00	-	-	-	712,555,322,000.00	712,552,523,136.00	-	-	712,552,523,136.00
FINEX		-	-	-	-	-	-	-	-	-	-	-	-
CO		-	-	-	-	-	-	-	-	-	-	-	-
GRAND TOTAL		779,382,506,682.00	-	779,382,506,682.00	779,382,506,682.00	-	-	-	779,382,506,682.00	715,409,626,677.03	42,316,259,962.72	18,390,465,326.89	776,116,351,966.64
PS		-	-	-	-	-	-	-	-	-	-	-	-
MOOE		779,382,506,682.00	-	779,382,506,682.00	779,382,506,682.00	-	-	-	779,382,506,682.00	715,409,626,677.03	42,316,259,962.72	18,390,465,326.89	776,116,351,966.64
FINEX		-	-	-	-	-	-	-	-	-	-	-	-
CO		-	-	-	-	-	-	-	-	-	-	-	-

CY 2020 SUMMARY OF APPROPRIATIONS, ALLOTMENTS,
OBLIGATIONS, DISBURSEMENTS AND BALANCES BY OBJECT OF
EXPENDITURES (SAAODBOE)

As of September 30, 2020

Department : Department of Finance
Agency : **BUREAU OF THE TREASURY**
Operating Unit : **CONSOLIDATED**
Organization Code : 11-005-00-00000
Funding Source Code : ALL FUNDS_Cluster 01 (REGULAR AGENCY FUND)

FAR No. 1A_BTr NG - OVERSIGHT_ALGU

X	Current Year Appropriations
	Supplemental Appropriations
X	Continuing Appropriations

PARTICULARS	UACS Code	APPROPRIATIONS			ALLOTMENTS					CURRENT YEAR OBLIGATIONS			
		Authorized Appropriation	Adjustments	Adjusted Appropriation	Allotments received	Adjustments	Transfer To	Transfer From	Adjusted Total Allotments	1st Quarter	2nd Quarter	3rd Quarter	TOTAL
1	2	3	4	5=3+4	6	7	8	9	10=6+7-8+9	11	12	13	15=11+12+13

CY 2020 SUMMARY OF APPROPRIATIONS, ALLOTMENTS, OBLIGATIONS, DISBURSEMENTS AND BALANCES BY OBJECT OF EXPENDITURES (SAAODBOE)

As of September 30, 2020

Department : Department of Finance
Agency : BUREAU OF THE TREASURY
Operating Unit : CONSOLIDATED
Organization Code : 11-005-00-00000
Funding Source Code : ALL FUNDS_Cluster 01 (REGULAR AGENCY FUND)

FAR No. 1A_BTr NG - OVERSIGHT_ALGU

X	Current Year Appropriations
	Supplemental Appropriations
X	Continuing Appropriations

PARTICULARS	UACS Code	CURRENT YEAR DISBURSEMENTS				BALANCES			
		1st Quarter	2nd Quarter	3rd Quarter	TOTAL	Unreleased Appropriations	Unobligated Allotments	Unpaid Obligations	
								(15-20)	(23+24)
								Due and Demandable	Not Yet Due and Demandable
1	2	16	17	18	20 = 16:19	21=5-10	22=10-15	23	24
BTr - NATIONAL GOVERNMENT - OVERSIGHT									
I. REGULAR AGENCY FUND									
<u>A. NEW GENERAL APPROPRIATION</u>	01								
A.I. Allocation to Local Government Units									
Local Government Support Fund (LGSF), FY 2020 RA 11465	01 1 01 254								
Operations: Program III_NG Accounting Prog.									
Release of Allotment to LGUs (ALGU)	330100100003000	-	2,464,393,736.00	13,173,965,595.00	15,638,359,331.00	-	3,262,887,104.00	-	2,179,947,038.00
Maintenance and Other Operating Exp.	50200000 00	-	2,464,393,736.00	13,173,965,595.00	15,638,359,331.00	-	3,262,887,104.00	-	2,179,947,038.00
Financial Assistance to LGUs	50214030 00	-	2,464,393,736.00	13,173,965,595.00	15,638,359,331.00	-	3,262,887,104.00	-	2,179,947,038.00
Assistance to Cities (AC)			19,520,947.00	864,661,519.00	884,182,466.00	-	96,927,337.00	-	-
Assistance to Disadvantage Municipalities (ADM)			267,088,000.00	5,676,834,000.00	5,943,922,000.00	-	1,870,705,500.00	-	-
Bottom-Up Budgeting (BUB)					-	-	-	-	-
Conditional Matching Grant to Provinces (CMGP)			1,884,784,789.00	3,341,513,094.00	5,226,297,883.00	-	1,093,715,570.00	-	112,582,061.00
KALSADA					-	-	-	-	-
REGULAR "Priority program"			293,000,000.00	2,218,909,368.00	2,511,909,368.00	-	17,618,515.00	-	2,054,322,040.00
Sagana at Ligtas na Tubig Sa Lahat (SALINTUBIG)				1,072,047,614.00	1,072,047,614.00	-	183,920,182.00	-	13,042,937.00
A.II Special Shares of LGU in the Proceeds of National Taxes, FY 2020 RA 11465	01 1 01 252								
Operations: Program III_NG Accounting Prog.									
Release of Allotment to LGUs (ALGU)	330100100003000	678,757,103.92	432,004,044.02	968,173,187.89	2,078,934,335.83	-	78,132.17	-	-
Maintenance and Other Operating Exp.	50200000 00	678,757,103.92	432,004,044.02	968,173,187.89	2,078,934,335.83	-	78,132.17	-	-
Financial Assistance to LGUs	50214030 00	678,757,103.92	432,004,044.02	968,173,187.89	2,078,934,335.83	-	78,132.17	-	-
Tobacco Excise Tax (Virginia), RA 7171					-	-	-	-	-
Tobacco Excise Tax (Burley/Native), RA 8240					-	-	-	-	-
Mining Taxes, RA 7160		678,757,103.92	431,957,001.29	481,179,188.13	1,591,893,293.34	-	3.66	-	-
Royalties, RA 7160				486,993,999.76	486,993,999.76	-	0.24	-	-
Forestry Charges, RA 7160			47,042.73		47,042.73	-	78,128.27	-	-
Fishery Charges, RA 7160					-	-	-	-	-
Renewable Energy Charges, RA 9513					-	-	-	-	-
Income Tax Collection, RA 7922 & RA 8748					-	-	-	-	-
Value Added Tax, RA 7643					-	-	-	-	-
Value Added Tax, RA 7953 & RA 8407					-	-	-	-	-

CY 2020 SUMMARY OF APPROPRIATIONS, ALLOTMENTS, OBLIGATIONS, DISBURSEMENTS AND BALANCES BY OBJECT OF EXPENDITURES (SAAODBOE)

As of September 30, 2020

Department : Department of Finance
Agency : BUREAU OF THE TREASURY
Operating Unit : CONSOLIDATED
Organization Code : 11-005-00-00000
Funding Source Code : ALL FUNDS_Cluster 01 (REGULAR AGENCY FUND)

FAR No. 1A_BTr NG - OVERSIGHT_ALGU

X	Current Year Appropriations
	Supplemental Appropriations
X	Continuing Appropriations

PARTICULARS	UACS Code	CURRENT YEAR DISBURSEMENTS				BALANCES			
		1st Quarter	2nd Quarter	3rd Quarter	TOTAL	Unreleased Appropriations	Unobligated Allotments	Unpaid Obligations	
								(15-20)	(23+24)
								Due and Demandable	Not Yet Due and Demandable
1	2	16	17	18	20 = 16.19	21=5-10	22=10-15	23	24
A.III. Shares in the National Internal Revenue Tax Collections	01 1 01 257								
Operations: Program III_NG Accounting Prog.									
Release of Allotment to LGUs (ALGU)	330100100003000	-	-	2,500,000,000.00	2,500,000,000.00	-	-	-	2,500,000,000.00
Maintenance and Other Operating Exp.	50200000 00	-	-	2,500,000,000.00	2,500,000,000.00	-	-	-	2,500,000,000.00
Organic Law for the BARMM	50214030 00			2,500,000,000.00	2,500,000,000.00	-	-	-	2,500,000,000.00
A.IV Regular Agency Fund, General Appropriations, National Disaster Risk Reduction and Management Fund (Calamity Fund), RA 11465 (FY 2020 GAA)	01 1 01 401								
Operations: Program III_NG Accounting Prog.									
Release of Allotment to LGUs (ALGU)	330100100003000	-	46,053,000.00	-	46,053,000.00	-	-	-	-
Maintenance and Other Operating Exp.	50200000 00	-	46,053,000.00	-	46,053,000.00	-	-	-	-
Financial Assistance to LGUs	50200000 00	-	46,053,000.00	-	46,053,000.00	-	-	-	-
FY 2020 Marawi Recovery, Rehabilitation and Reconstruction Program			46,053,000.00		46,053,000.00	-	-	-	-
					-	-	-	-	-
A.V Special Purpose Funds	01 1 01 407								
Pension and Gratuity Fund FY 2020 RA 11465									
Operations: Program III_NG Accounting Prog.									
Release of Allotment to LGUs (ALGU)	330100100003000	7,057,894.00	5,865,324.00	10,770,935.00	23,694,153.00	-	390,612.00	-	72,238.00
Maintenance and Other Operating Exp.	50200000 00	7,057,894.00	5,865,324.00	10,770,935.00	23,694,153.00	-	390,612.00	-	72,238.00
Financial Assistance to LGUs	50214030 00	7,057,894.00	5,865,324.00	10,770,935.00	23,694,153.00	-	390,612.00	-	72,238.00
Retirement Gratuity		1,073,049.00			1,073,049.00	-	-	-	-
Terminal Leave		5,984,845.00	5,865,324.00	8,373,766.00	20,223,935.00	-	163,720.00	-	72,238.00
Monetization of Leave Credits				2,397,169.00	2,397,169.00	-	226,892.00	-	-
A.VI Regular Agency Fund, General Appropriations Act, RA 11465 Section 4(v), Republic Act No. 11469	01 1 01 413								
Release of Allotment to LGUs (ALGU)	330100100003000	-	37,021,047,019.00	-	37,021,047,019.00	-	-	-	-
Maintenance and Other Operating Exp.	50200000 00	-	37,021,047,019.00	-	37,021,047,019.00	-	-	-	-
Financial Assistance to LGUs	50214030 00	-	37,021,047,019.00	-	37,021,047,019.00	-	-	-	-
Bayanihan Grant to Cities and Municipalities			37,021,047,019.00		37,021,047,019.00	-	-	-	-

CY 2020 SUMMARY OF APPROPRIATIONS, ALLOTMENTS,
OBLIGATIONS, DISBURSEMENTS AND BALANCES BY OBJECT OF
EXPENDITURES (SAAODBOE)

As of September 30, 2020

Department : Department of Finance
Agency : BUREAU OF THE TREASURY
Operating Unit : CONSOLIDATED
Organization Code : 11-005-00-00000
Funding Source Code : ALL FUNDS_Cluster 01 (REGULAR AGENCY FUND)

FAR No. 1A_BTr NG - OVERSIGHT_ALGU

X	Current Year Appropriations
	Supplemental Appropriations
X	Continuing Appropriations

PARTICULARS	UACS Code	CURRENT YEAR DISBURSEMENTS				BALANCES			
		1st Quarter	2nd Quarter	3rd Quarter	TOTAL	Unreleased Appropriations	Unobligated Allotments	Unpaid Obligations	
								(15-20)	(23+24)
								Due and Demandable	Not Yet Due and Demandable
1	2	16	17	18	20 = 16-19	21=5-10	22=10-15	23	24
Total, NEW GENERAL APPROPRIATION		685,814,997.92	39,969,363,123.02	16,652,909,717.89	57,308,087,838.83	-	3,263,355,848.17	0.00	4,680,019,276.00
PS					-	-	-	-	-
MOOE		685,814,997.92	39,969,363,123.02	16,652,909,717.89	57,308,087,838.83	-	3,263,355,848.17	0.00	4,680,019,276.00
FINEX					-	-	-	-	-
CO					-	-	-	-	-
B. CONTINUING, FY 2019 RA 11260	02								
B.I. Allocation to Local Government Units									
Local Government Support Fund	01 1 02 254								
Operations: Program III_NG Accounting Prog.									
Release of Allotment to LGUs (ALGU)	330100100003000	436,218,337.00	75,400,000.00	168,000,000.00	679,618,337.00	-	-	-	101,750,000.00
Maintenance and Other Operating Exp.	50200000 00	436,218,337.00	75,400,000.00	168,000,000.00	679,618,337.00	-	-	-	101,750,000.00
Financial Assistance to LGUs	50214030 00	436,218,337.00	75,400,000.00	168,000,000.00	679,618,337.00	-	-	-	101,750,000.00
Assistance to Cities (AC)					-	-	-	-	-
Assistance to Municipalities (AM)					-	-	-	-	-
Bottom-Up Budgeting (BUB)					-	-	-	-	-
Conditional Matching Grant to Provinces (CMGP)		201,822,071.00			201,822,071.00	-	-	-	-
KALSADA					-	-	-	-	-
REGULAR "Priority program"		234,396,266.00	75,400,000.00	168,000,000.00	477,796,266.00	-	-	-	101,750,000.00
Sagana at Ligtas na Tubig Sa Lahat (SALINTUBIG)					-	-	-	-	-
B.II Special Shares of LGU in the Proceeds of National Taxes, FY 2019 RA 11260	01 1 02 252								
Operations: Program III_NG Accounting Prog.									
Release of Allotment to LGUs (ALGU)	330100100003000	4,918,600.11	186,028,278.70	-	190,946,878.81	-	3.19	-	-
Maintenance and Other Operating Exp.	50200000 00	4,918,600.11	186,028,278.70	-	190,946,878.81	-	3.19	-	-
Financial Assistance to LGUs	50214030 00	4,918,600.11	186,028,278.70	-	190,946,878.81	-	3.19	-	-
Tobacco Excise Tax (Virginia), RA 7171					-	-	-	-	-
Tobacco Excise Tax (Burley/Native), RA 8240					-	-	-	-	-
Mining Taxes, RA 7160			186,028,278.70		186,028,278.70	-	1.30	-	-
Royalties, RA 7160					-	-	-	-	-
Forestry Charges, RA 7160		4,918,600.11			4,918,600.11	-	1.89	-	-
Fishery Charges, RA 7160					-	-	-	-	-
Renewable Energy Charges, RA 9513					-	-	-	-	-
Income Tax Collection, RA 7922 & RA 8748					-	-	-	-	-
Value Added Tax, RA 7643					-	-	-	-	-

CY 2020 SUMMARY OF APPROPRIATIONS, ALLOTMENTS, OBLIGATIONS, DISBURSEMENTS AND BALANCES BY OBJECT OF EXPENDITURES (SAAODBOE)

As of September 30, 2020

Department : Department of Finance
Agency : BUREAU OF THE TREASURY
Operating Unit : CONSOLIDATED
Organization Code : 11-005-00-00000
Funding Source Code : ALL FUNDS_Cluster 01 (REGULAR AGENCY FUND)

FAR No. 1A_BTr NG - OVERSIGHT_ALGU

X	Current Year Appropriations
	Supplemental Appropriations
X	Continuing Appropriations

PARTICULARS	UACS Code	CURRENT YEAR DISBURSEMENTS				BALANCES			
		1st Quarter	2nd Quarter	3rd Quarter	TOTAL	Unreleased Appropriations	Unobligated Allotments	Unpaid Obligations	
								(15-20)	(23+24)
								Due and Demandable	Not Yet Due and Demandable
1	2	16	17	18	20 = 16.19	21=5-10	22=10-15	23	24
Value Added Tax, RA 7953 & RA 8407					-	-	-	-	-
B.III Regular Agency Fund, General Appropriations, National Disaster Risk Reduction and Management Fund (Calamity Fund), RA 11260 (FY 2019 GAA)	01 1 02 401								
Operations: Program III_NG Accounting Prog.	330100100003000	-	603,406,500.00	-	603,406,500.00	-	-	-	-
Release of Allotment to LGUs (ALGU)	50200000 00	-	603,406,500.00	-	603,406,500.00	-	-	-	-
Maintenance and Other Operating Exp.	50200000 00	-	603,406,500.00	-	603,406,500.00	-	-	-	-
Financial Assistance to LGUs		-	603,406,500.00	-	603,406,500.00	-	-	-	-
FY 2020 Marawi Recovery, Rehabilitation and Reconstruction Program			603,406,500.00		603,406,500.00	-	-	-	-
Total, CONTINUING APPROPRIATION		441,136,937.11	864,834,778.70	168,000,000.00	1,473,971,715.81	-	3.19	-	101,750,000.00
PS					-	-	-	-	
MOOE		441,136,937.11	864,834,778.70	168,000,000.00	1,473,971,715.81	-	3.19	-	101,750,000.00
FINEX					-	-	-	-	-
CO					-	-	-	-	-
C. AUTOMATIC APPROPRIATIONS									
C.I. Internal Revenue Allotment	01 1 04 251								
Operations: Program III_NG Accounting Prog.	330100100003000								
Release of Allotment to LGUs (ALGU)	50200000 00	162,225,111,675.00	162,234,123,537.00	162,229,617,606.00	486,688,852,818.00	-	2,798,864.00	-	162,229,594,318.00
Maintenance and Other Operating Exp.	50214060 00	162,225,111,675.00	162,234,123,537.00	162,229,617,606.00	486,688,852,818.00	-	2,798,864.00	-	162,229,594,318.00
Financial Assistance - IRA									
C.II. Shares in the National Internal Revenue Tax Collections	01 1 04 257								
Operations: Program III_NG Accounting Prog.	330100100003000								
Release of Allotment to LGUs (ALGU)	50200000 00	15,908,519,000.00	15,908,517,000.00	15,908,517,000.00	47,725,553,000.00	-	-	-	15,908,523,000.00
Maintenance and Other Operating Exp.	50214060 00	15,908,519,000.00	15,908,517,000.00	15,908,517,000.00	47,725,553,000.00	-	-	-	15,908,523,000.00
Financial Assistance to LGUs									
Total, AUTOMATIC APPROPRIATION		178,133,630,675.00	178,142,640,537.00	178,138,134,606.00	534,414,405,818.00	-	2,798,864.00	-	178,138,117,318.00
PS					-	-	-	-	

CY 2020 SUMMARY OF APPROPRIATIONS, ALLOTMENTS,
OBLIGATIONS, DISBURSEMENTS AND BALANCES BY OBJECT OF
EXPENDITURES (SAAODBOE)

As of September 30, 2020

Department : Department of Finance
Agency : BUREAU OF THE TREASURY
Operating Unit : CONSOLIDATED
Organization Code : 11-005-00-00000
Funding Source Code : ALL FUNDS_Cluster 01 (REGULAR AGENCY FUND)

FAR No. 1A_BTr NG - OVERSIGHT_ALGU

X	Current Year Appropriations
	Supplemental Appropriations
X	Continuing Appropriations

PARTICULARS	UACS Code	CURRENT YEAR DISBURSEMENTS				BALANCES			
		1st Quarter	2nd Quarter	3rd Quarter	TOTAL	Unreleased Appropriations	Unobligated Allotments	Unpaid Obligations	
								(15-20)	(23+24)
								Due and Demandable	Not Yet Due and Demandable
1	2	16	17	18	20 = 16:19	21=5-10	22=10-15	23	24
MOOE		178,133,630,675.00	178,142,640,537.00	178,138,134,606.00	534,414,405,818.00	-	2,798,864.00	-	178,138,117,318.00
FINEX		-	-	-	-	-	-	-	-
CO		-	-	-	-	-	-	-	-
OVERALL SUMMARY:									
I. REGULAR AGENCY FUND									
New General Appropriation	01	685,814,997.92	39,969,363,123.02	16,652,909,717.89	57,308,087,838.83	-	3,263,355,848.17	-	4,680,019,276.00
PS		-	-	-	-	-	-	-	-
MOOE		685,814,997.92	39,969,363,123.02	16,652,909,717.89	57,308,087,838.83	-	3,263,355,848.17	-	4,680,019,276.00
FINEX		-	-	-	-	-	-	-	-
CO		-	-	-	-	-	-	-	-
Continuing Appropriation	02	441,136,937.11	864,834,778.70	168,000,000.00	1,473,971,715.81	-	3.19	-	101,750,000.00
PS		-	-	-	-	-	-	-	-
MOOE		441,136,937.11	864,834,778.70	168,000,000.00	1,473,971,715.81	-	3.19	-	101,750,000.00
FINEX		-	-	-	-	-	-	-	-
CO		-	-	-	-	-	-	-	-
Autotmatic Appropriation	04	178,133,630,675.00	178,142,640,537.00	178,138,134,606.00	534,414,405,818.00	-	2,798,864.00	-	178,138,117,318.00
PS		-	-	-	-	-	-	-	-
MOOE		178,133,630,675.00	178,142,640,537.00	178,138,134,606.00	534,414,405,818.00	-	2,798,864.00	-	178,138,117,318.00
FINEX		-	-	-	-	-	-	-	-
CO		-	-	-	-	-	-	-	-
GRAND TOTAL		179,260,582,610.03	218,976,838,438.72	194,959,044,323.89	593,196,465,372.64	-	3,266,154,715.36	-	182,919,886,594.00
PS		-	-	-	-	-	-	-	-
MOOE		179,260,582,610.03	218,976,838,438.72	194,959,044,323.89	593,196,465,372.64	-	3,266,154,715.36	-	182,919,886,594.00
FINEX		-	-	-	-	-	-	-	-
CO		-	-	-	-	-	-	-	-

CY 2020 SUMMARY OF APPROPRIATIONS, ALLOTMENTS, OBLIGATIONS, DISBURSEMENTS AND BALANCES BY OBJECT OF EXPENDITURES (SAAODBOE)

As of September 30, 2020

Department : Department of Finance
Agency : BUREAU OF THE TREASURY
Operating Unit : CONSOLIDATED
Organization Code : 11-005-00-00000
Funding Source Code : ALL FUNDS_Cluster 01 (REGULAR AGENCY FUND)



FAR No. 1A_BTr NG - OVERSIGHT_ALGU

X	Current Year Appropriations
	Supplemental Appropriations
X	Continuing Appropriations

PARTICULARS	UACS Code	CURRENT YEAR DISBURSEMENTS				BALANCES			
		1st Quarter	2nd Quarter	3rd Quarter	TOTAL	Unreleased Appropriations	Unobligated Allotments	Unpaid Obligations	
								(15-20)	(23+24)
								Due and Demandable	Not Yet Due and Demandable
1	2	16	17	18	20 = 16-19	21=5-10	22=10-15	23	24

Certified correct:


CYNTHIA S. AGBIN
OIC, Bureau Budget Division



AVELINA H. ZUMARRAGA
TOO II, Miscellaneous Accounts Accounting Division


Recommended by:


MARITES B. MASARAP
Director III, Accounting Service

Approved by:


SHARON P. ALMANZA, CESO II
Deputy Treasurer of the Philippines