


CY 2020 STATEMENT OF APPROPRIATIONS,
ALLOTMENTS, OBLIGATIONS, DISBURSEMENTS AND
BALANCES BY OBJECT OF EXPENDITURES
(SAAODBOE)
As of June 30, 2020

Department : Department of Finance
Agency : BUREAU OF THE TREASURY
Operating Unit : BTr NG OVERSIGHT
Organization Code : 11-005-00-00000
Funding Source : Fund Cluster 01 RA Fund
Fund Cluster 02 - FAP Fund
Fund Cluster 03 - FAP Fund

COMMISSION ON ALL
BUREAU OF THE TREASURY

RECEIVED

BY: 

DATE: 8/23/2020 TIME: 10:45am

FAR No. 1A_BTr NG OVERSIGHT_BSGC

X	New General Appropriations
X	Continuing Appropriations
X	Automatic Appropriations
X	Unprogrammed Funds

PARTICULARS	UACS CODE	APPROPRIATIONS			ALLOTMENTS					CURRENT YEAR OBLIGATIONS				
		Authorized Appropriation	Adjustments	Adjusted Appropriation	Allotments received	Adjustments	Transfer To	Transfer From	Adjusted Total Allotments	1st Quarter	2nd Quarter	3rd Quarter	4th Quarter	TOTAL
1	2	3	4	5=3+4	6	7	8	9	10=6+7-8+9	CURRENT YEAR OBLIGATIONS	12	13	14	15=11:14

A.1. NEW GENERAL APPROPRIATIONS 01
A.1. BUDGETARY SUPPORT TO GOVERNMENT CORPORATIONS
A. DEPARTMENT OF AGRICULTURE

A.1 National Dairy Authority														
General Administration and Support	1000000000000000	39,300,000.00	-	39,300,000.00	39,300,000.00				39,300,000.00	39,300,000.00				39,300,000.00
Support to Operations	2000000000000000	50,606,000.00	-	50,606,000.00	50,606,000.00				50,606,000.00	5,117,000.00	23,282,000.00			28,399,000.00
Operations	3000000000000000	176,586,000.00	-	176,586,000.00	176,586,000.00	-	-	-	176,586,000.00	22,207,000.00	45,093,000.00	-	-	67,300,000.00
Dairy Industry Development Program	3101000000000000	176,586,000.00	-	176,586,000.00	176,586,000.00				176,586,000.00	22,207,000.00	45,093,000.00			67,300,000.00
Total		266,492,000.00	-	266,492,000.00	266,492,000.00	-	-	-	266,492,000.00	66,624,000.00	68,375,000.00	-	-	134,999,000.00
A.2. National Food Authority														
General Administration and Support	1000000000000000		-	-										-
Support to Operations	2000000000000000		-	-										-
Operations	3000000000000000	7,000,000,000.00	-	7,000,000,000.00	7,000,000,000.00	-	-	-	7,000,000,000.00	2,979,200,000.00	4,020,800,000.00	-	-	7,000,000,000.00
Buffer Stocking Program	3101000000000000	7,000,000,000.00	-	7,000,000,000.00	7,000,000,000.00				7,000,000,000.00	2,979,200,000.00	4,020,800,000.00			7,000,000,000.00
Total		7,000,000,000.00	-	7,000,000,000.00	7,000,000,000.00	-	-	-	7,000,000,000.00	2,979,200,000.00	4,020,800,000.00	-	-	7,000,000,000.00
A.3. Philippine Coconut Authority														
General Administration and Support	1000000000000000	158,221,000.00	-	158,221,000.00	158,221,000.00				158,221,000.00	52,177,000.00	78,265,000.00			130,442,000.00
Support to Operations	2000000000000000		-	-										-
Operations	3000000000000000	963,523,000.00	-	963,523,000.00	958,523,000.00	-	-	-	958,523,000.00	26,088,000.00		-	-	26,088,000.00
Coconut Industry Development Program	3101000000000000	926,803,000.00	-	926,803,000.00	921,803,000.00				921,803,000.00	26,088,000.00				26,088,000.00
Oil Palm Industry Development Program	3102000000000000	36,720,000.00		36,720,000.00	36,720,000.00				36,720,000.00					-
Total		1,121,744,000.00	-	1,121,744,000.00	1,116,744,000.00	-	-	-	1,116,744,000.00	78,265,000.00	78,265,000.00	-	-	156,530,000.00
A.4. Philippine Crop Insurance Corporation														
General Administration and Support	1000000000000000		-	-										-
Support to Operations	2000000000000000		-	-										-

CY 2020 STATEMENT OF APPROPRIATIONS,
ALLOTMENTS, OBLIGATIONS, DISBURSEMENTS AND
BALANCES BY OBJECT OF EXPENDITURES
(SAAODBOE)
As of June 30, 2020

Department : Department of Finance
Agency : BUREAU OF THE TREASURY
Operating Unit : BTr NG OVERSIGHT
Organization Code : 11-005-00-00000
Funding Source : Fund Cluster 01 RA Fund
Fund Cluster 02 - FAP Fund
Fund Cluster 03 - FAP Fund

FAR No. 1A_BTr NG OVERSIGHT_BSGC

X	New General Appropriations
X	Continuing Appropriations
X	Automatic Appropriations
X	Unprogrammed Funds

PARTICULARS	UACS CODE	APPROPRIATIONS			ALLOTMENTS					CURRENT YEAR OBLIGATIONS				
		Authorized Appropriation	Adjustments	Adjusted Appropriation	Allotments received	Adjustments	Transfer To	Transfer From	Adjusted Total Allotments	1st Quarter	2nd Quarter	3rd Quarter	4th Quarter	TOTAL
1	2	3	4	5=3+4	6	7	8	9	10=6+7-8+9	CURRENT YEAR OBLIGATIONS	12	13	14	15=11:14
Operations	3000000000000000	3,500,000,000.00	-	3,500,000,000.00	-	-	-	-	-	-	-	-	-	-
Crop Insurance Program	3101000000000000	3,500,000,000.00	-	3,500,000,000.00	-	-	-	-	-	-	-	-	-	-
Total		3,500,000,000.00	-	3,500,000,000.00	-	-	-	-	-	-	-	-	-	-
A.5. Philippine Fisheries Development Authority														
General Administration and Support	1000000000000000		-	-					-					-
Support to Operations	2000000000000000		-	-					-					-
Operations	3000000000000000	1,625,767,000.00	-	1,625,767,000.00	1,425,767,000.00	-	-	-	1,425,767,000.00	342,303,376.00	-	-	-	342,303,376.00
Fisheries Infrastructure Development Program	3101000000000000	1,625,767,000.00	-	1,625,767,000.00	1,425,767,000.00				1,425,767,000.00	342,303,376.00				342,303,376.00
Total		1,625,767,000.00	-	1,625,767,000.00	1,425,767,000.00	-	-	-	1,425,767,000.00	342,303,376.00	-	-	-	342,303,376.00
A.6. Philippine Rice Research Institute														
General Administration and Support	1000000000000000	292,425,000.00	-	292,425,000.00	292,425,000.00				292,425,000.00	160,660,000.00	131,765,000.00			292,425,000.00
Support to Operations	2000000000000000		-	-					-					-
Operations	3000000000000000	358,217,000.00	-	358,217,000.00	358,217,000.00	-	-	-	358,217,000.00	2,000,000.00	138,181,000.00	-	-	140,181,000.00
Research and Development Program	3101000000000000	358,217,000.00	-	358,217,000.00	358,217,000.00				358,217,000.00	2,000,000.00	138,181,000.00			140,181,000.00
Total		650,642,000.00	-	650,642,000.00	650,642,000.00	-	-	-	650,642,000.00	162,660,000.00	269,946,000.00	-	-	432,606,000.00
A.7. Sugar Regulatory Administration														
General Administration and Support	1000000000000000		-	-					-					-
Support to Operations	2000000000000000		-	-					-					-
Operations	3000000000000000	500,000,000.00	-	500,000,000.00	-	-	-	-	-	-	-	-	-	-
Sugarcane Industry Development Program	3101000000000000	500,000,000.00	-	500,000,000.00					-					-
Total		500,000,000.00	-	500,000,000.00	-	-	-	-	-	-	-	-	-	-
Total, Department of Agriculture		14,664,645,000.00	-	14,664,645,000.00	10,459,645,000.00	-	-	-	10,459,645,000.00	3,629,052,376.00	4,437,386,000.00	-	-	8,066,438,376.00

B. DEPARTMENT OF ENERGY

B.1. National Electrification Administration

CY 2020 STATEMENT OF APPROPRIATIONS,
ALLOTMENTS, OBLIGATIONS, DISBURSEMENTS AND
BALANCES BY OBJECT OF EXPENDITURES
(SAAODBOE)

As of June 30, 2020

Department : Department of Finance
Agency : BUREAU OF THE TREASURY
Operating Unit : BTr NG OVERSIGHT
Organization Code : 11-005-00-00000
Funding Source : Fund Cluster 01 RA Fund
Fund Cluster 02 - FAP Fund
Fund Cluster 03 - FAP Fund

FAR No. 1A_BTr NG OVERSIGHT_BSGC

X	New General Appropriations
X	Continuing Appropriations
X	Automatic Appropriations
X	Unprogrammed Funds

PARTICULARS	UACS CODE	APPROPRIATIONS			ALLOTMENTS					CURRENT YEAR OBLIGATIONS				
		Authorized Appropriation	Adjustments	Adjusted Appropriation	Allotments received	Adjustments	Transfer To	Transfer From	Adjusted Total Allotments	1st Quarter	2nd Quarter	3rd Quarter	4th Quarter	TOTAL
1	2	3	4	5=3+4	6	7	8	9	10=6+7-8+9	CURRENT YEAR OBLIGATIONS	12	13	14	15=11:14
General Administration and Support	1000000000000000		-	-					-					-
Support to Operations	2000000000000000		-	-					-					-
Operations	3000000000000000	2,299,625,000.00	-	2,299,625,000.00	145,837,000.00	-	-	-	145,837,000.00	145,837,000.00	-	-	-	145,837,000.00
National Rural Electrification Program	3101000000000000	2,299,625,000.00	-	2,299,625,000.00	145,837,000.00				145,837,000.00	145,837,000.00				145,837,000.00
Total		2,299,625,000.00	-	2,299,625,000.00	145,837,000.00	-	-	-	145,837,000.00	145,837,000.00	-	-	-	145,837,000.00
B.2. National Power Corporation														
General Administration and Support	1000000000000000		-	-					-					-
Support to Operations	2000000000000000		-	-					-					-
Operations	3000000000000000	1,186,206,000.00	-	1,186,206,000.00	1,021,345,313.00	-	-	-	1,021,345,313.00	-	-	-	-	-
Missionary Electrification Program	3101000000000000	1,186,206,000.00	-	1,186,206,000.00	1,021,345,313.00				1,021,345,313.00					-
Total		1,186,206,000.00	-	1,186,206,000.00	1,021,345,313.00	-	-	-	1,021,345,313.00	-	-	-	-	-
Total, Department of Energy		3,485,831,000.00	-	3,485,831,000.00	1,167,182,313.00	-	-	-	1,167,182,313.00	145,837,000.00	-	-	-	145,837,000.00
C. DEPARTMENT OF ENVIRONMENT AND NATURAL RESOURCES														
C.1. Laguna Lake Development Authority														
General Administration and Support	1000000000000000		-	-					-					-
Support to Operations	2000000000000000		-	-					-					-
Operations	3000000000000000	300,000,000.00	-	300,000,000.00	-	-	-	-	-	-	-	-	-	-
Laguna Lake Rehabilitation for Various Uses	3101000000000000	300,000,000.00	-	300,000,000.00					-					-
Total		300,000,000.00	-	300,000,000.00	-	-	-	-	-	-	-	-	-	-
Total, Department of Environment and Natural Resources		300,000,000.00	-	300,000,000.00	-	-	-	-	-	-	-	-	-	-
D. DEPARTMENT OF FINANCE														
D.1. Land Bank of the Philippines														
General Administration and Support	1000000000000000		-	-					-					-
Support to Operations	2000000000000000		-	-					-					-
Operations	3000000000000000	36,488,000,000.00	-	36,488,000,000.00	-	-	-	-	-	-	-	-	-	-

CY 2020 STATEMENT OF APPROPRIATIONS,
ALLOTMENTS, OBLIGATIONS, DISBURSEMENTS AND
BALANCES BY OBJECT OF EXPENDITURES
(SAAODBOE)

As of June 30, 2020

Department : Department of Finance
Agency : BUREAU OF THE TREASURY
Operating Unit : BTr NG OVERSIGHT
Organization Code : 11-005-00-00000
Funding Source : Fund Cluster 01 RA Fund
Fund Cluster 02 - FAP Fund
Fund Cluster 03 - FAP Fund

FAR No. 1A_BTr NG OVERSIGHT_BSGC

X	New General Appropriations
X	Continuing Appropriations
X	Automatic Appropriations
X	Unprogrammed Funds

PARTICULARS	UACS CODE	APPROPRIATIONS			ALLOTMENTS					CURRENT YEAR OBLIGATIONS				
		Authorized Appropriation	Adjustments	Adjusted Appropriation	Allotments received	Adjustments	Transfer To	Transfer From	Adjusted Total Allotments	1st Quarter	2nd Quarter	3rd Quarter	4th Quarter	TOTAL
1	2	3	4	5=3+4	6	7	8	9	10=6+7-8+9	CURRENT YEAR OBLIGATIONS	12	13	14	15=11:14
Development Financing Program	3101000000000000	36,488,000,000.00	-	36,488,000,000.00	-	-	-	-	-	-	-	-	-	-
Total		36,488,000,000.00	-	36,488,000,000.00	-	-	-	-	-	-	-	-	-	-
D.2. Philippine Tax Academy														
General Administration and Support	1000000000000000	-	-	-	-	-	-	-	-	-	-	-	-	-
Support to Operations	2000000000000000	-	-	-	-	-	-	-	-	-	-	-	-	-
Operations	3000000000000000	97,000,000.00	-	97,000,000.00	97,000,000.00	-	-	-	97,000,000.00	17,963,820.00	-	-	-	17,963,820.00
Specialized Tax Training and Education Management Program	3101000000000000	97,000,000.00	-	97,000,000.00	97,000,000.00	-	-	-	97,000,000.00	17,963,820.00	-	-	-	17,963,820.00
Total		97,000,000.00	-	97,000,000.00	97,000,000.00	-	-	-	97,000,000.00	17,963,820.00	-	-	-	17,963,820.00
D.3. Trade and Investment Development Corporation														
General Administration and Support	1000000000000000	-	-	-	-	-	-	-	-	-	-	-	-	-
Support to Operations	2000000000000000	-	-	-	-	-	-	-	-	-	-	-	-	-
Operations	3000000000000000	500,000,000.00	-	500,000,000.00	-	-	-	-	-	-	-	-	-	-
Export Guarantee Program	3101000000000000	500,000,000.00	-	500,000,000.00	-	-	-	-	-	-	-	-	-	-
Total		500,000,000.00	-	500,000,000.00	-	-	-	-	-	-	-	-	-	-
Total, Department of Finance		37,085,000,000.00	-	37,085,000,000.00	97,000,000.00	-	-	-	97,000,000.00	17,963,820.00	-	-	-	17,963,820.00

E. DEPARTMENT OF HEALTH

E.1. Lung Center of the Philippines														
General Administration and Support	1000000000000000	-	-	-	-	-	-	-	-	-	-	-	-	-
Support to Operations	2000000000000000	-	-	-	-	-	-	-	-	-	-	-	-	-
Operations	3000000000000000	417,287,000.00	-	417,287,000.00	413,287,000.00	-	-	-	413,287,000.00	80,886,000.00	80,886,000.00	-	-	161,772,000.00
Hospital Services Program	3101000000000000	417,287,000.00	-	417,287,000.00	413,287,000.00	-	-	-	413,287,000.00	80,886,000.00	80,886,000.00	-	-	161,772,000.00
Total		417,287,000.00	-	417,287,000.00	413,287,000.00	-	-	-	413,287,000.00	80,886,000.00	80,886,000.00	-	-	161,772,000.00

E.2. National Kidney and Transplant Institute

CY 2020 STATEMENT OF APPROPRIATIONS,
ALLOTMENTS, OBLIGATIONS, DISBURSEMENTS AND
BALANCES BY OBJECT OF EXPENDITURES
(SAAODBOE)

As of June 30, 2020

Department : Department of Finance
Agency : BUREAU OF THE TREASURY
Operating Unit : BTr NG OVERSIGHT
Organization Code : 11-005-00-00000
Funding Source : Fund Cluster 01 RA Fund
Fund Cluster 02 - FAP Fund
Fund Cluster 03 - FAP Fund

FAR No. 1A_BTr NG OVERSIGHT_BSGC

X	New General Appropriations
X	Continuing Appropriations
X	Automatic Appropriations
X	Unprogrammed Funds

PARTICULARS	UACS CODE	APPROPRIATIONS			ALLOTMENTS					CURRENT YEAR OBLIGATIONS				
		Authorized Appropriation	Adjustments	Adjusted Appropriation	Allotments received	Adjustments	Transfer To	Transfer From	Adjusted Total Allotments	1st Quarter	2nd Quarter	3rd Quarter	4th Quarter	TOTAL
1	2	3	4	5=3+4	6	7	8	9	10=6+7-8+9	CURRENT YEAR OBLIGATIONS	12	13	14	15=11:14
General Administration and Support	1000000000000000	200,000.00	-	200,000.00					-					-
Support to Operations	2000000000000000		-	-					-					-
Operations	3000000000000000	907,938,000.00	-	907,938,000.00	899,938,000.00	-	-	-	899,938,000.00	224,985,000.00	224,985,000.00	-	-	449,970,000.00
Hospital Services Program	3101000000000000	907,938,000.00	-	907,938,000.00	899,938,000.00				899,938,000.00	224,985,000.00	224,985,000.00			449,970,000.00
Total		908,138,000.00	-	908,138,000.00	899,938,000.00	-	-	-	899,938,000.00	224,985,000.00	224,985,000.00	-	-	449,970,000.00
E.3. Philippine Children's Medical Center														
General Administration and Support	1000000000000000		-	-					-					-
Support to Operations	2000000000000000		-	-					-					-
Operations	3000000000000000	1,197,653,000.00	-	1,197,653,000.00	1,196,653,000.00	-	-	-	1,196,653,000.00	233,612,000.00	233,612,000.00	-	-	467,224,000.00
Hospital Services Program	3101000000000000	1,064,126,000.00	-	1,064,126,000.00	1,063,126,000.00				1,063,126,000.00	233,612,000.00	233,612,000.00			467,224,000.00
Training and Reserch Development Program	3102000000000000	133,527,000.00	-	133,527,000.00	133,527,000.00				133,527,000.00					-
Total		1,197,653,000.00	-	1,197,653,000.00	1,196,653,000.00	-	-	-	1,196,653,000.00	233,612,000.00	233,612,000.00	-	-	467,224,000.00
E.4. Philippine Health Insurance Corporation														
General Administration and Support	1000000000000000		-	-					-					-
Support to Operations	2000000000000000		-	-					-					-
Operations	3000000000000000	71,353,360,000.00	-	71,353,360,000.00	48,193,054,000.00	-	-	-	48,193,054,000.00	-	26,173,332,040.00	-	-	26,173,332,040.00
National Health Insurance Program	3101000000000000	71,353,360,000.00	-	71,353,360,000.00	48,193,054,000.00				48,193,054,000.00		26,173,332,040.00			26,173,332,040.00
Total		71,353,360,000.00	-	71,353,360,000.00	48,193,054,000.00	-	-	-	48,193,054,000.00	-	26,173,332,040.00	-	-	26,173,332,040.00
E.5. Philippine Heart Center														
General Administration and Support	1000000000000000		-	-					-					-
Support to Operations	2000000000000000		-	-					-					-
Operations	3000000000000000	1,432,023,000.00	-	1,432,023,000.00	1,424,023,000.00	-	-	-	1,424,023,000.00	354,006,000.00	354,006,000.00	-	-	708,012,000.00
Hospital Services Program	3101000000000000	1,432,023,000.00	-	1,432,023,000.00	1,424,023,000.00				1,424,023,000.00	354,006,000.00	354,006,000.00			708,012,000.00
Total		1,432,023,000.00	-	1,432,023,000.00	1,424,023,000.00	-	-	-	1,424,023,000.00	354,006,000.00	354,006,000.00	-	-	708,012,000.00

E.6. Philippine Institute of Traditional and Alternative Health Care

CY 2020 STATEMENT OF APPROPRIATIONS,
ALLOTMENTS, OBLIGATIONS, DISBURSEMENTS AND
BALANCES BY OBJECT OF EXPENDITURES
(SAAODBOE)

As of June 30, 2020

Department : Department of Finance
Agency : BUREAU OF THE TREASURY
Operating Unit : BTr NG OVERSIGHT
Organization Code : 11-005-00-00000
Funding Source : Fund Cluster 01 RA Fund
Fund Cluster 02 - FAP Fund
Fund Cluster 03 - FAP Fund

FAR No. 1A_BTr NG OVERSIGHT_BSGC

X	New General Appropriations
X	Continuing Appropriations
X	Automatic Appropriations
X	Unprogrammed Funds

PARTICULARS	UACS CODE	APPROPRIATIONS			ALLOTMENTS					CURRENT YEAR OBLIGATIONS				
		Authorized Appropriation	Adjustments	Adjusted Appropriation	Allotments received	Adjustments	Transfer To	Transfer From	Adjusted Total Allotments	1st Quarter	2nd Quarter	3rd Quarter	4th Quarter	TOTAL
1	2	3	4	5=3+4	6	7	8	9	10=6+7-8+9	CURRENT YEAR OBLIGATIONS	12	13	14	15=11:14
General Administration and Support	1000000000000000	93,650,000.00	-	93,650,000.00	93,650,000.00				93,650,000.00		25,896,000.00			25,896,000.00
Support to Operations	2000000000000000		-	-					-					-
Operations	3000000000000000	44,503,000.00	-	44,503,000.00	44,503,000.00	-	-	-	44,503,000.00	29,220,000.00	-	-	-	29,220,000.00
Traditional and Complementary Medicine Development and Promotion Program	3101000000000000	44,503,000.00	-	44,503,000.00	44,503,000.00				44,503,000.00	29,220,000.00				29,220,000.00
Total		138,153,000.00	-	138,153,000.00	138,153,000.00	-	-	-	138,153,000.00	29,220,000.00	25,896,000.00	-	-	55,116,000.00
Total, Department of Health		75,446,614,000.00	-	75,446,614,000.00	52,265,108,000.00	-	-	-	52,265,108,000.00	922,709,000.00	27,092,717,040.00	-	-	28,015,426,040.00

F. Department of Housing Settlements and Urban Development

F.1. National Home Mortgage Finance Corporation

General Administration and Support	1000000000000000		-	-					-					-
Support to Operations	2000000000000000		-	-					-					-
Operations	3000000000000000	1,000,000,000.00	-	1,000,000,000.00	-	-	-	-	-	-	-	-	-	-
Socialized Housing Loan Take-Out of Receivables (Shelter) Program	3101000000000000	1,000,000,000.00	-	1,000,000,000.00					-					-
Total		1,000,000,000.00	-	1,000,000,000.00	-	-	-	-	-	-	-	-	-	-

F.2. National Housing Authority

General Administration and Support	1000000000000000		-	-					-					-
Support to Operations	2000000000000000		-	-					-					-
Operations	3000000000000000	4,562,410,000.00	-	4,562,410,000.00	-	-	-	-	-	-	-	-	-	-
Comprehensive and Integrated Housing Program	3101000000000000	4,562,410,000.00	-	4,562,410,000.00					-					-
Housing Program for Calamity Victims- Permanent Housing	3102000000000000		-	-					-					-
Total		4,562,410,000.00	-	4,562,410,000.00	-	-	-	-	-	-	-	-	-	-

F.3. Social Housing Finance Corporation

General Administration and Support	1000000000000000		-	-					-					-
Support to Operations	2000000000000000		-	-					-					-

CY 2020 STATEMENT OF APPROPRIATIONS,
ALLOTMENTS, OBLIGATIONS, DISBURSEMENTS AND
BALANCES BY OBJECT OF EXPENDITURES
(SAAODBOE)

As of June 30, 2020

Department : Department of Finance
Agency : BUREAU OF THE TREASURY
Operating Unit : BTr NG OVERSIGHT
Organization Code : 11-005-00-00000
Funding Source : Fund Cluster 01 RA Fund
Fund Cluster 02 - FAP Fund
Fund Cluster 03 - FAP Fund

FAR No. 1A_BTr NG OVERSIGHT_BSGC

X	New General Appropriations
X	Continuing Appropriations
X	Automatic Appropriations
X	Unprogrammed Funds

PARTICULARS	UACS CODE	APPROPRIATIONS			ALLOTMENTS					CURRENT YEAR OBLIGATIONS				
		Authorized Appropriation	Adjustments	Adjusted Appropriation	Allotments received	Adjustments	Transfer To	Transfer From	Adjusted Total Allotments	1st Quarter	2nd Quarter	3rd Quarter	4th Quarter	TOTAL
1	2	3	4	5=3+4	6	7	8	9	10=6+7-8+9	CURRENT YEAR OBLIGATIONS	12	13	14	15=11:14
Operations	3000000000000000	1,396,919,000.00	-	1,396,919,000.00	-	-	-	-	-	-	-	-	-	-
High Density Housing Program	3101000000000000	896,919,000.00	-	896,919,000.00	-	-	-	-	-	-	-	-	-	-
Community Mortgage Program		500,000,000.00	-	500,000,000.00	-	-	-	-	-	-	-	-	-	-
Total		1,396,919,000.00	-	1,396,919,000.00	-	-	-	-	-	-	-	-	-	-
Total, Departement of Housing Settlements and Urban		6,959,329,000.00	-	6,959,329,000.00	-	-	-	-	-	-	-	-	-	-

G. DEPARTMENT OF PUBLIC WORKS AND HIGHWAYS

G.1. Local Water Utilities Administration

General Administration and Support	1000000000000000		-	-	-	-	-	-	-	-	-	-	-	-
Support to Operations	2000000000000000		-	-	-	-	-	-	-	-	-	-	-	-
Operations	3000000000000000	345,317,000.00	-	345,317,000.00	-	-	-	-	-	-	-	-	-	-
Water Supply and Sanitation Program	3101000000000000	345,317,000.00	-	345,317,000.00	-	-	-	-	-	-	-	-	-	-
Total		345,317,000.00	-	345,317,000.00	-	-	-	-	-	-	-	-	-	-
Total, Department of Public Works and Highways		345,317,000.00	-	345,317,000.00	-	-	-	-	-	-	-	-	-	-

H. DEPARTMENT OF TOURISM

H.1. Nayong Pilipino Foundation

General Administration and Support	1000000000000000		-	-	-	-	-	-	-	-	-	-	-	-
Support to Operations	2000000000000000		-	-	-	-	-	-	-	-	-	-	-	-
Operations	3000000000000000	15,000,000.00	-	15,000,000.00	-	-	-	-	-	-	-	-	-	-
Researches and Development Projects on Social Sciences and Humanities Program	3001000000000000	15,000,000.00	-	15,000,000.00	-	-	-	-	-	-	-	-	-	-
Total		15,000,000.00	-	15,000,000.00	-	-	-	-	-	-	-	-	-	-

H.2. Tourism Infrastructure and Enterprise Zone Authority

General Administration and Support	1000000000000000		-	-	-	-	-	-	-	-	-	-	-	-
Support to Operations	2000000000000000		-	-	-	-	-	-	-	-	-	-	-	-
Operations	3000000000000000	50,000,000.00	-	50,000,000.00	-	-	-	-	-	-	-	-	-	-

CY 2020 STATEMENT OF APPROPRIATIONS,
ALLOTMENTS, OBLIGATIONS, DISBURSEMENTS AND
BALANCES BY OBJECT OF EXPENDITURES
(SAAODBOE)

As of June 30, 2020

Department : Department of Finance
Agency : BUREAU OF THE TREASURY
Operating Unit : BTr NG OVERSIGHT
Organization Code : 11-005-00-00000
Funding Source : Fund Cluster 01 RA Fund
Fund Cluster 02 - FAP Fund
Fund Cluster 03 - FAP Fund

FAR No. 1A_BTr NG OVERSIGHT_BSGC

X	New General Appropriations
X	Continuing Appropriations
X	Automatic Appropriations
X	Unprogrammed Funds

PARTICULARS	UACS CODE	APPROPRIATIONS			ALLOTMENTS					CURRENT YEAR OBLIGATIONS				
		Authorized Appropriation	Adjustments	Adjusted Appropriation	Allotments received	Adjustments	Transfer To	Transfer From	Adjusted Total Allotments	1st Quarter	2nd Quarter	3rd Quarter	4th Quarter	TOTAL
1	2	3	4	5=3+4	6	7	8	9	10=6+7-8+9	CURRENT YEAR OBLIGATIONS	12	13	14	15=11:14
Historical, Cultural, Religius, Heritage Sites, and Prime Destination Program	3001000000000000	50,000,000.00	-	50,000,000.00					-					-
Total		50,000,000.00	-	50,000,000.00	-	-	-	-	-	-	-	-	-	-
Total, Department of Tourism		65,000,000.00	-	65,000,000.00	-	-	-	-	-	-	-	-	-	-

I. DEPARTMENT OF TRADE AND INDUSTRY

I.1. Aurora Pacific Economic Zone and Freeport Authority			-	-					-	-				-
General Administration and Support	1000000000000000	48,721,000.00	-	48,721,000.00	48,721,000.00				48,721,000.00	12,180,000.00	12,180,000.00			24,360,000.00
Support to Operations	2000000000000000		-	-					-					-
Operations	3000000000000000	120,000,000.00		120,000,000.00	-	-	-	-	-	-	-	-	-	-
* Ecozone Development Program	3101000000000000	120,000,000.00	-	120,000,000.00					-					-
Total		168,721,000.00	-	168,721,000.00	48,721,000.00	-	-	-	48,721,000.00	12,180,000.00	12,180,000.00	-	-	24,360,000.00
I.2. Center for International Trade Expositions and Missions														
General Administration and Support	1000000000000000	30,338,000.00	-	30,338,000.00	30,338,000.00				30,338,000.00	30,338,000.00				30,338,000.00
Support to Operations	2000000000000000	33,629,000.00	-	33,629,000.00	33,629,000.00				33,629,000.00	33,629,000.00				33,629,000.00
Operations	3000000000000000	214,512,000.00	-	214,512,000.00	214,512,000.00	-	-	-	214,512,000.00	5,653,000.00	69,620,000.00	-	-	75,273,000.00
Export/Trade Promotion Program	3101000000000000	214,512,000.00	-	214,512,000.00	214,512,000.00				214,512,000.00	5,653,000.00	69,620,000.00			75,273,000.00
Total		278,479,000.00	-	278,479,000.00	278,479,000.00	-	-	-	278,479,000.00	69,620,000.00	69,620,000.00	-	-	139,240,000.00
I.3. Small Business Corporation														
General Administration and Support	1000000000000000		-	-					-	-				-
Support to Operations	2000000000000000		-	-					-	-				-
Operations	3000000000000000	1,500,000,000.00	-	1,500,000,000.00	1,500,000,000.00	-	-	-	1,500,000,000.00	500,000,000.00	500,000,000.00	-	-	1,000,000,000.00
Pondo para sa Pagbabago at Pag-asenso Pr	3101000000000000	1,500,000,000.00	-	1,500,000,000.00	1,500,000,000.00				1,500,000,000.00	500,000,000.00	500,000,000.00			1,000,000,000.00
Total		1,500,000,000.00	-	1,500,000,000.00	1,500,000,000.00	-	-	-	1,500,000,000.00	500,000,000.00	500,000,000.00	-	-	1,000,000,000.00
Total, Department of Trade and Industry		1,947,200,000.00	-	1,947,200,000.00	1,827,200,000.00	-	-	-	1,827,200,000.00	581,800,000.00	581,800,000.00	-	-	1,163,600,000.00

CY 2020 STATEMENT OF APPROPRIATIONS,
ALLOTMENTS, OBLIGATIONS, DISBURSEMENTS AND
BALANCES BY OBJECT OF EXPENDITURES
(SAAODBOE)

As of June 30, 2020

Department : Department of Finance
Agency : BUREAU OF THE TREASURY
Operating Unit : BTr NG OVERSIGHT
Organization Code : 11-005-00-00000
Funding Source : Fund Cluster 01 RA Fund
Fund Cluster 02 - FAP Fund
Fund Cluster 03 - FAP Fund

FAR No. 1A_BTr NG OVERSIGHT_BSGC

X	New General Appropriations
X	Continuing Appropriations
X	Automatic Appropriations
X	Unprogrammed Funds

PARTICULARS	UACS CODE	APPROPRIATIONS			ALLOTMENTS					CURRENT YEAR OBLIGATIONS				
		Authorized Appropriation	Adjustments	Adjusted Appropriation	Allotments received	Adjustments	Transfer To	Transfer From	Adjusted Total Allotments	1st Quarter	2nd Quarter	3rd Quarter	4th Quarter	TOTAL
1	2	3	4	5=3+4	6	7	8	9	10=6+7-8+9	CURRENT YEAR OBLIGATIONS	12	13	14	15=11:14

J. DEPARTMENT OF TRANSPORTATION AND COMMUNICATIONS

J.1 Davao International Airport Authority

General Administration and Support	1000000000000000	-	-	-	-	-	-	-	-	-	-	-	-	-
Support to Operations	2000000000000000	-	-	-	-	-	-	-	-	-	-	-	-	-
Operations	3000000000000000	274,958,000.00	-	274,958,000.00	-	-	-	-	-	-	-	-	-	-
Airport System Maintenance Program	3101000000000000	274,958,000.00	-	274,958,000.00	-	-	-	-	-	-	-	-	-	-
Total		274,958,000.00	-	274,958,000.00	-	-	-	-	-	-	-	-	-	-

J.2 Light Rail Transit Authority

General Administration and Support	1000000000000000	117,152,000.00	-	117,152,000.00	117,152,000.00	-	-	-	117,152,000.00	117,152,000.00	-	-	-	117,152,000.00
Support to Operations	2000000000000000	-	-	-	-	-	-	-	-	-	-	-	-	-
Operations	3000000000000000	901,000,000.00	-	901,000,000.00	901,000,000.00	-	-	-	901,000,000.00	137,386,000.00	565,712,000.00	-	-	703,098,000.00
Systems and Facilities Improvement, Rehabilitation and Modernization Program	3101000000000000	901,000,000.00	-	901,000,000.00	901,000,000.00	-	-	-	901,000,000.00	137,386,000.00	565,712,000.00	-	-	703,098,000.00
Total		1,018,152,000.00	-	1,018,152,000.00	1,018,152,000.00	-	-	-	1,018,152,000.00	254,538,000.00	565,712,000.00	-	-	820,250,000.00

J.3. Philippine National Railways

General Administration and Support	1000000000000000	318,000,000.00	-	318,000,000.00	-	-	-	-	-	-	-	-	-	-
Support to Operations	2000000000000000	-	-	-	-	-	-	-	-	-	-	-	-	-
Operations	3000000000000000	1,540,500,000.00	-	1,540,500,000.00	-	-	-	-	-	-	-	-	-	-
Railway System Maintenance Program	3101000000000000	1,540,500,000.00	-	1,540,500,000.00	-	-	-	-	-	-	-	-	-	-
Total		1,858,500,000.00	-	1,858,500,000.00	-	-	-	-	-	-	-	-	-	-
Total, Department of Trans. and Communications		3,151,610,000.00	-	3,151,610,000.00	1,018,152,000.00	-	-	-	1,018,152,000.00	254,538,000.00	565,712,000.00	-	-	820,250,000.00

K. NATIONAL AND ECONOMIC AND DEVELOPMENT

K.1. Philippine Institute for Development Studies

General Administration and Support	1000000000000000	243,399,000.00	-	243,399,000.00	243,399,000.00	-	-	-	243,399,000.00	80,574,000.00	80,574,000.00	-	-	161,148,000.00
------------------------------------	------------------	----------------	---	----------------	----------------	---	---	---	----------------	---------------	---------------	---	---	----------------

CY 2020 STATEMENT OF APPROPRIATIONS,
ALLOTMENTS, OBLIGATIONS, DISBURSEMENTS AND
BALANCES BY OBJECT OF EXPENDITURES
(SAAODBOE)

As of June 30, 2020

Department : Department of Finance
Agency : BUREAU OF THE TREASURY
Operating Unit : BTr NG OVERSIGHT
Organization Code : 11-005-00-00000
Funding Source : Fund Cluster 01 RA Fund
Fund Cluster 02 - FAP Fund
Fund Cluster 03 - FAP Fund

FAR No. 1A_BTr NG OVERSIGHT_BSGC

X	New General Appropriations
X	Continuing Appropriations
X	Automatic Appropriations
X	Unprogrammed Funds

PARTICULARS	UACS CODE	APPROPRIATIONS			ALLOTMENTS					CURRENT YEAR OBLIGATIONS				
		Authorized Appropriation	Adjustments	Adjusted Appropriation	Allotments received	Adjustments	Transfer To	Transfer From	Adjusted Total Allotments	1st Quarter	2nd Quarter	3rd Quarter	4th Quarter	TOTAL
1	2	3	4	5=3+4	6	7	8	9	10=6+7-8+9	CURRENT YEAR OBLIGATIONS	12	13	14	15=11:14
Support to Operations	2000000000000000	10,609,000.00	-	10,609,000.00	10,609,000.00				10,609,000.00					-
Operations	3000000000000000	68,286,000.00	-	68,286,000.00	68,286,000.00	-	-	-	68,286,000.00	-	-	-	-	-
Socio-Economic Policy Research Program	3101000000000000	68,286,000.00	-	68,286,000.00	68,286,000.00				68,286,000.00					-
Total		322,294,000.00	-	322,294,000.00	322,294,000.00	-	-	-	322,294,000.00	80,574,000.00	80,574,000.00	-	-	161,148,000.00
Total, National Economic and Development		322,294,000.00	-	322,294,000.00	322,294,000.00	-	-	-	322,294,000.00	80,574,000.00	80,574,000.00	-	-	161,148,000.00

L. PRESIDENTIAL COMMUNICATIONS OPERATIONS OFFICE

L.1. Intercontinental Broadcasting Corporation														
General Administration and Support	1000000000000000	77,768,000.00	-	77,768,000.00	27,768,000.00				27,768,000.00	6,942,000.00	20,826,000.00			27,768,000.00
Support to Operations	2000000000000000		-	-					-					-
Operations	3000000000000000	-	-	-	-	-	-	-	-	-	-	-	-	-
*	3101000000000000		-	-					-					-
Total		77,768,000.00	-	77,768,000.00	27,768,000.00	-	-	-	27,768,000.00	6,942,000.00	20,826,000.00	-	-	27,768,000.00
L.2. People's Television Network, Inc.														
General Administration and Support	1000000000000000	278,380,000.00	-	278,380,000.00	278,380,000.00				278,380,000.00	69,595,000.00	69,595,000.00			139,190,000.00
Support to Operations	2000000000000000		-	-					-					-
Operations	3000000000000000	-	-	-	-	-	-	-	-	-	-	-	-	-
* PTV Modernization Program	3101000000000000		-	-					-					-
Total		278,380,000.00	-	278,380,000.00	278,380,000.00	-	-	-	278,380,000.00	69,595,000.00	69,595,000.00	-	-	139,190,000.00
Total, Presidential Comm. Operations Office		356,148,000.00	-	356,148,000.00	306,148,000.00	-	-	-	306,148,000.00	76,537,000.00	90,421,000.00	-	-	166,958,000.00

M. OTHER EXECUTIVE OFFICES

M.1. Authority of the Freeport Area of Bataan														
General Administration and Support	1000000000000000		-	-					-					-
Support to Operations	2000000000000000		-	-					-					-

CY 2020 STATEMENT OF APPROPRIATIONS,
ALLOTMENTS, OBLIGATIONS, DISBURSEMENTS AND
BALANCES BY OBJECT OF EXPENDITURES
(SAAODBOE)

As of June 30, 2020

Department : Department of Finance
Agency : BUREAU OF THE TREASURY
Operating Unit : BTr NG OVERSIGHT
Organization Code : 11-005-00-00000
Funding Source : Fund Cluster 01 RA Fund
Fund Cluster 02 - FAP Fund
Fund Cluster 03 - FAP Fund

FAR No. 1A_BT NG OVERSIGHT_BSGC

X	New General Appropriations
X	Continuing Appropriations
X	Automatic Appropriations
X	Unprogrammed Funds

PARTICULARS	UACS CODE	APPROPRIATIONS			ALLOTMENTS					CURRENT YEAR OBLIGATIONS				
		Authorized Appropriation	Adjustments	Adjusted Appropriation	Allotments received	Adjustments	Transfer To	Transfer From	Adjusted Total Allotments	1st Quarter	2nd Quarter	3rd Quarter	4th Quarter	TOTAL
1	2	3	4	5=3+4	6	7	8	9	10=6+7-8+9	CURRENT YEAR OBLIGATIONS	12	13	14	15=11:14
Operations	3000000000000000	374,890,000.00	-	374,890,000.00	294,890,000.00	-	-	-	294,890,000.00	-	-	-	-	-
* Ecozone Development Program	3101000000000000	374,890,000.00	-	374,890,000.00	294,890,000.00	-	-	-	294,890,000.00	-	-	-	-	-
Total		374,890,000.00	-	374,890,000.00	294,890,000.00	-	-	-	294,890,000.00	-	-	-	-	-
M.2. Bases Conversion Development Authority														
General Administration and Support	1000000000000000	-	-	-	-	-	-	-	-	-	-	-	-	-
Support to Operations	2000000000000000	80,000,000.00	-	80,000,000.00	-	-	-	-	-	-	-	-	-	-
Operations	3000000000000000	11,567,160,000.00	-	11,567,160,000.00	11,316,000,000.00	-	-	-	11,316,000,000.00	-	-	-	-	-
Infrastructure Development Program	3101000000000000	11,567,160,000.00	-	11,567,160,000.00	11,316,000,000.00	-	-	-	11,316,000,000.00	-	-	-	-	-
Total		11,647,160,000.00	-	11,647,160,000.00	11,316,000,000.00	-	-	-	11,316,000,000.00	-	-	-	-	-
M.3. Cagayan Economic Zone Authority														
General Administration and Support	1000000000000000	-	-	-	-	-	-	-	-	-	-	-	-	-
Support to Operations	2000000000000000	-	-	-	-	-	-	-	-	-	-	-	-	-
Operations	3000000000000000	263,029,000.00	-	263,029,000.00	126,712,000.00	-	-	-	126,712,000.00	-	-	-	-	-
* Ecozone Development Program	3101000000000000	263,029,000.00	-	263,029,000.00	126,712,000.00	-	-	-	126,712,000.00	-	-	-	-	-
Total		263,029,000.00	-	263,029,000.00	126,712,000.00	-	-	-	126,712,000.00	-	-	-	-	-
M.4. Credit Information Corporation														
General Administration and Support	1000000000000000	51,648,000.00	-	51,648,000.00	21,648,000.00	-	-	-	21,648,000.00	5,412,000.00	16,236,000.00	-	-	21,648,000.00
Support to Operations	2000000000000000	-	-	-	-	-	-	-	-	-	-	-	-	-
Operations	3000000000000000	-	-	-	-	-	-	-	-	-	-	-	-	-
	3101000000000000	-	-	-	-	-	-	-	-	-	-	-	-	-
Total		51,648,000.00	-	51,648,000.00	21,648,000.00	-	-	-	21,648,000.00	5,412,000.00	16,236,000.00	-	-	21,648,000.00
M.5. Cultural Center of the Philippines														
General Administration and Support	1000000000000000	164,420,000.00	-	164,420,000.00	164,420,000.00	-	-	-	164,420,000.00	78,253,000.00	78,255,000.00	-	-	156,508,000.00
Support to Operations	2000000000000000	-	-	-	-	-	-	-	-	-	-	-	-	-
Operations	3000000000000000	243,595,000.00	-	243,595,000.00	148,595,000.00	-	-	-	148,595,000.00	-	-	-	-	-

CY 2020 STATEMENT OF APPROPRIATIONS,
ALLOTMENTS, OBLIGATIONS, DISBURSEMENTS AND
BALANCES BY OBJECT OF EXPENDITURES
(SAAODBOE)

As of June 30, 2020

Department : Department of Finance
Agency : BUREAU OF THE TREASURY
Operating Unit : BTr NG OVERSIGHT
Organization Code : 11-005-00-00000
Funding Source : Fund Cluster 01 RA Fund
Fund Cluster 02 - FAP Fund
Fund Cluster 03 - FAP Fund

FAR No. 1A_BT NG OVERSIGHT_BSGC

X	New General Appropriations
X	Continuing Appropriations
X	Automatic Appropriations
X	Unprogrammed Funds

PARTICULARS	UACS CODE	APPROPRIATIONS			ALLOTMENTS					CURRENT YEAR OBLIGATIONS				
		Authorized Appropriation	Adjustments	Adjusted Appropriation	Allotments received	Adjustments	Transfer To	Transfer From	Adjusted Total Allotments	1st Quarter	2nd Quarter	3rd Quarter	4th Quarter	TOTAL
1	2	3	4	5=3+4	6	7	8	9	10=6+7-8+9	CURRENT YEAR OBLIGATIONS	12	13	14	15=11:14
Philippine Arts and Culture Promotion and Development Program	3101000000000000	243,595,000.00	-	243,595,000.00	148,595,000.00				148,595,000.00					-
Total		408,015,000.00	-	408,015,000.00	313,015,000.00	-	-	-	313,015,000.00	78,253,000.00	78,255,000.00	-	-	156,508,000.00
M.6. Development Academy of the Philippines														
General Administration and Support	1000000000000000		-	-					-					-
Support to Operations	2000000000000000		-	-					-					-
Operations	3000000000000000	469,214,000.00	-	469,214,000.00	361,992,000.00	-	-	-	361,992,000.00	-	62,400,000.00	-	-	62,400,000.00
Education and Training Program	3101000000000000	294,772,000.00	-	294,772,000.00	211,296,000.00				211,296,000.00		62,400,000.00			62,400,000.00
Reserch and Technical Assistance on Public Sector Productivity Program	3102000000000000	174,442,000.00	-	174,442,000.00	150,696,000.00				150,696,000.00					-
Total		469,214,000.00	-	469,214,000.00	361,992,000.00	-	-	-	361,992,000.00	-	62,400,000.00	-	-	62,400,000.00
M.7. Home Guaranty Corporation														
General Administration and Support	1000000000000000		-	-					-					-
Support to Operations	2000000000000000		-	-					-					-
Operations	3000000000000000	500,000,000.00	-	500,000,000.00	-	-	-	-	-	-	-	-	-	-
* Credit Guaranty Program on Housing Loans	3101000000000000	500,000,000.00	-	500,000,000.00					-	-				-
Total		500,000,000.00	-	500,000,000.00	-	-	-	-	-	-	-	-	-	-
M.8. National Irrigation Administration														
General Administration and Support	1000000000000000	9,590,504,000.00	-	9,590,504,000.00	9,590,504,000.00				9,590,504,000.00	8,496,034,000.00	1,094,470,000.00			9,590,504,000.00
Support to Operations	2000000000000000	1,068,887,000.00	-	1,068,887,000.00	1,068,887,000.00				1,068,887,000.00		1,068,887,000.00			1,068,887,000.00
Operations	3000000000000000	25,617,898,000.00	-	25,617,898,000.00	25,617,898,000.00	-	-	-	25,617,898,000.00	340,205,000.00	6,832,836,000.00	-	-	7,173,041,000.00
Irrigation System Restoration Program	3101000000000000	9,203,807,000.00	586,432,000.00	9,790,239,000.00	9,203,807,000.00	586,432,000.00			9,790,239,000.00		6,737,345,000.00			6,737,345,000.00
Irrigation Systems Development Program	3102000000000000	16,414,091,000.00	(586,432,000.00)	15,827,659,000.00	16,414,091,000.00	(586,432,000.00)			15,827,659,000.00	340,205,000.00	95,491,000.00			435,696,000.00
Total		36,277,289,000.00	-	36,277,289,000.00	36,277,289,000.00	-	-	-	36,277,289,000.00	8,836,239,000.00	8,996,193,000.00	-	-	17,832,432,000.00
M.9. Philippine Center for Economic Development														
General Administration and Support	1000000000000000	25,049,000.00	-	25,049,000.00	16,639,000.00				16,639,000.00	7,698,000.00	7,698,000.00			15,396,000.00

CY 2020 STATEMENT OF APPROPRIATIONS,
ALLOTMENTS, OBLIGATIONS, DISBURSEMENTS AND
BALANCES BY OBJECT OF EXPENDITURES
(SAAODBOE)

As of June 30, 2020

Department : Department of Finance
Agency : BUREAU OF THE TREASURY
Operating Unit : BTr NG OVERSIGHT
Organization Code : 11-005-00-00000
Funding Source : Fund Cluster 01 RA Fund
Fund Cluster 02 - FAP Fund
Fund Cluster 03 - FAP Fund

FAR No. 1A_BTr NG OVERSIGHT_BSGC

X	New General Appropriations
X	Continuing Appropriations
X	Automatic Appropriations
X	Unprogrammed Funds

PARTICULARS	UACS CODE	APPROPRIATIONS			ALLOTMENTS					CURRENT YEAR OBLIGATIONS				
		Authorized Appropriation	Adjustments	Adjusted Appropriation	Allotments received	Adjustments	Transfer To	Transfer From	Adjusted Total Allotments	1st Quarter	2nd Quarter	3rd Quarter	4th Quarter	TOTAL
1	2	3	4	5=3+4	6	7	8	9	10=6+7-8+9	CURRENT YEAR OBLIGATIONS	12	13	14	15=11:14
Support to Operations	2000000000000000	-	-	-	-	-	-	-	-	-	-	-	-	-
Operations	3000000000000000	24,152,000.00	-	24,152,000.00	14,152,000.00	-	-	-	14,152,000.00	-	-	-	-	-
Teaching and Reserch Program	3101000000000000	24,152,000.00	-	24,152,000.00	14,152,000.00	-	-	-	14,152,000.00	-	-	-	-	-
Total		49,201,000.00	-	49,201,000.00	30,791,000.00	-	-	-	30,791,000.00	7,698,000.00	7,698,000.00	-	-	15,396,000.00
M.10. Philippine Postal Corporation														
General Administration and Support	1000000000000000	-	-	-	-	-	-	-	-	-	-	-	-	-
Support to Operations	2000000000000000	-	-	-	-	-	-	-	-	-	-	-	-	-
Operations	3000000000000000	500,256,000.00	-	500,256,000.00	-	-	-	-	-	-	-	-	-	-
Postal Service Program	3101000000000000	500,256,000.00	-	500,256,000.00	-	-	-	-	-	-	-	-	-	-
Total		500,256,000.00	-	500,256,000.00	-	-	-	-	-	-	-	-	-	-
M.11. Southern Philippines Development Authority														
General Administration and Support	1000000000000000	95,574,000.00	-	95,574,000.00	75,574,000.00	-	-	-	75,574,000.00	18,894,000.00	25,192,000.00	-	-	44,086,000.00
Support to Operations	2000000000000000	-	-	-	-	-	-	-	-	-	-	-	-	-
Operations	3000000000000000	-	-	-	-	-	-	-	-	-	-	-	-	-
	3101000000000000	-	-	-	-	-	-	-	-	-	-	-	-	-
Total		95,574,000.00	-	95,574,000.00	75,574,000.00	-	-	-	75,574,000.00	18,894,000.00	25,192,000.00	-	-	44,086,000.00
M.12. Subic Bay Metropolitan Authority														
General Administration and Support	1000000000000000	-	-	-	-	-	-	-	-	-	-	-	-	-
Support to Operations	2000000000000000	-	-	-	-	-	-	-	-	-	-	-	-	-
Operations	3000000000000000	793,668,000.00	-	793,668,000.00	-	-	-	-	-	-	-	-	-	-
Ecozone Development Program	3101000000000000	793,668,000.00	-	793,668,000.00	-	-	-	-	-	-	-	-	-	-
Total		793,668,000.00	-	793,668,000.00	-	-	-	-	-	-	-	-	-	-
M.13. Zamboanga City Special Economic Zone Authority														
General Administration and Support	1000000000000000	45,742,000.00	-	45,742,000.00	45,742,000.00	-	-	-	45,742,000.00	11,436,000.00	11,436,000.00	-	-	22,872,000.00
Support to Operations	2000000000000000	-	-	-	-	-	-	-	-	-	-	-	-	-

CY 2020 STATEMENT OF APPROPRIATIONS,
ALLOTMENTS, OBLIGATIONS, DISBURSEMENTS AND
BALANCES BY OBJECT OF EXPENDITURES
(SAAODBOE)

As of June 30, 2020

Department : Department of Finance
Agency : BUREAU OF THE TREASURY
Operating Unit : BTr NG OVERSIGHT
Organization Code : 11-005-00-00000
Funding Source : Fund Cluster 01 RA Fund
Fund Cluster 02 - FAP Fund
Fund Cluster 03 - FAP Fund

FAR No. 1A_BTr NG OVERSIGHT_BSGC

X	New General Appropriations
X	Continuing Appropriations
X	Automatic Appropriations
X	Unprogrammed Funds

PARTICULARS	UACS CODE	APPROPRIATIONS			ALLOTMENTS					CURRENT YEAR OBLIGATIONS				
		Authorized Appropriation	Adjustments	Adjusted Appropriation	Allotments received	Adjustments	Transfer To	Transfer From	Adjusted Total Allotments	1st Quarter	2nd Quarter	3rd Quarter	4th Quarter	TOTAL
1	2	3	4	5=3+4	6	7	8	9	10=6+7-8+9	CURRENT YEAR OBLIGATIONS	12	13	14	15=11:14
Operations	3000000000000000	352,497,000.00	-	352,497,000.00	-	-	-	-	-	-	-	-	-	-
* Ecozone Development Program	3101000000000000	352,497,000.00	-	352,497,000.00	-	-	-	-	-	-	-	-	-	-
Total		398,239,000.00	-	398,239,000.00	45,742,000.00	-	-	-	45,742,000.00	11,436,000.00	11,436,000.00	-	-	22,872,000.00
Total, Other Executive Offices		51,828,183,000.00	-	51,828,183,000.00	48,863,653,000.00	-	-	-	48,863,653,000.00	8,957,932,000.00	9,197,410,000.00	-	-	18,155,342,000.00

N. BUDGETARY SUPPORT TO GOVERNMENT CORPORATIONS - OTHERS

General Administration and Support		-	-	-	-	-	-	-	-	-	-	-	-	-
Support to Operations		-	-	-	-	-	-	-	-	-	-	-	-	-
Operations		-	-	-	-	-	-	-	-	-	-	-	-	-
Total		-	-	-	-	-	-	-	-	-	-	-	-	-
Total, BSGC - Others		-	-	-	-	-	-	-	-	-	-	-	-	-
SUB -TOTAL, BUDGETARY SUPPORT TO GOVERNMENT CORPORATIONS (BSGC)		195,957,171,000.00	-	195,957,171,000.00	116,326,382,313.00	-	-	-	116,326,382,313.00	14,666,943,196.00	42,046,020,040.00	-	-	56,712,963,236.00
SUB - TOTAL, NEW GENERAL APPROPRIATIONS		195,957,171,000.00	-	195,957,171,000.00	116,326,382,313.00	-	-	-	116,326,382,313.00	14,666,943,196.00	42,046,020,040.00	-	-	56,712,963,236.00

A.2 CONTINUING APPROPRIATIONS

A.2. BUDGETARY SUPPORT TO GOVERNMENT CORPORATIONS

D. DEPARTMENT OF HEALTH

D.4. Philippine Health Insurance Corporation

General Administration and Support	1000000000000000	-	-	-	-	-	-	-	-	-	-	-	-	-
Support to Operations	2000000000000000	-	-	-	-	-	-	-	-	-	-	-	-	-
Operations	3000000000000000	-	-	-	-	-	-	-	-	-	-	-	-	-
National Health Insurance Program	3101000000000000	-	-	-	-	-	-	-	-	-	-	-	-	-
Total		-	-	-	-	-	-	-	-	-	-	-	-	-

CY 2020 STATEMENT OF APPROPRIATIONS,
ALLOTMENTS, OBLIGATIONS, DISBURSEMENTS AND
BALANCES BY OBJECT OF EXPENDITURES
(SAAODBOE)

As of June 30, 2020

Department : Department of Finance
Agency : BUREAU OF THE TREASURY
Operating Unit : BTr NG OVERSIGHT
Organization Code : 11-005-00-00000
Funding Source : Fund Cluster 01 RA Fund
Fund Cluster 02 - FAP Fund
Fund Cluster 03 - FAP Fund

FAR No. 1A_BTr NG OVERSIGHT_BSGC

X	New General Appropriations
X	Continuing Appropriations
X	Automatic Appropriations
X	Unprogrammed Funds

PARTICULARS	UACS CODE	APPROPRIATIONS			ALLOTMENTS					CURRENT YEAR OBLIGATIONS				
		Authorized Appropriation	Adjustments	Adjusted Appropriation	Allotments received	Adjustments	Transfer To	Transfer From	Adjusted Total Allotments	1st Quarter	2nd Quarter	3rd Quarter	4th Quarter	TOTAL
1	2	3	4	5=3+4	6	7	8	9	10=6+7-8+9	CURRENT YEAR OBLIGATIONS	12	13	14	15=11:14
K. OTHER EXECUTIVE OFFICES														
K.2. Bases Conversion Development Authority														
General Administration and Support	1000000000000000		-	-					-					-
Support to Operations	2000000000000000	9,125,203.00	-	9,125,203.00	9,125,203.00				9,125,203.00		9,125,203.00			9,125,203.00
Operations	3000000000000000	-	-	-	-	-	-	-	-	-	-	-	-	-
Infrastructure Development Program	3101000000000000		-	-					-					-
Total		9,125,203.00	-	9,125,203.00	9,125,203.00	-	-	-	9,125,203.00	-	9,125,203.00	-	-	9,125,203.00
K.5. Cultural Center of the Philippines														
General Administration and Support	1000000000000000		-	-					-	-				-
Support to Operations	2000000000000000		-	-					-					-
Operations	3000000000000000	-	-	-	-	-	-	-	-	-	-	-	-	-
Philippine Arts and Culture Promotion and Development Program	3101000000000000		-	-					-					-
Total		-	-	-	-	-	-	-	-	-	-	-	-	-
K.9. National Housing Authority														
General Administration and Support	1000000000000000		-	-					-	-				-
Support to Operations	2000000000000000		-	-					-	-				-
Operations	3000000000000000	-	-	-	-	-	-	-	-	-	-	-	-	-
Comprehensive and Integrated Housing Program	3101000000000000		-	-					-	-				-
Housing Program for Calamity Victims-Permanent Housing	3102000000000000		-	-					-	-				-
Total		-	-	-	-	-	-	-	-	-	-	-	-	-
Total, Other Executive Offices		9,125,203.00	-	9,125,203.00	9,125,203.00	-	-	-	9,125,203.00	-	9,125,203.00	-	-	9,125,203.00
SUB - TOTAL, CONTINUING APPROPRIATIONS		9,125,203.00	-	9,125,203.00	9,125,203.00	-	-	-	9,125,203.00	-	9,125,203.00	-	-	9,125,203.00
TOTAL, NEW GENERAL APPROPRIATIONS		195,966,296,203.00	-	195,966,296,203.00	116,335,507,516.00	-	-	-	116,335,507,516.00	14,666,943,196.00	42,055,145,243.00	-	-	56,722,088,439.00

CY 2020 STATEMENT OF APPROPRIATIONS,
ALLOTMENTS, OBLIGATIONS, DISBURSEMENTS AND
BALANCES BY OBJECT OF EXPENDITURES
(SAAODBOE)

As of June 30, 2020

Department : Department of Finance
Agency : BUREAU OF THE TREASURY
Operating Unit : BTr NG OVERSIGHT
Organization Code : 11-005-00-00000
Funding Source : Fund Cluster 01 RA Fund
Fund Cluster 02 - FAP Fund
Fund Cluster 03 - FAP Fund

FAR No. 1A_BTr NG OVERSIGHT_BSGC

X	New General Appropriations
X	Continuing Appropriations
X	Automatic Appropriations
X	Unprogrammed Funds

PARTICULARS	UACS CODE	APPROPRIATIONS			ALLOTMENTS					CURRENT YEAR OBLIGATIONS				
		Authorized Appropriation	Adjustments	Adjusted Appropriation	Allotments received	Adjustments	Transfer To	Transfer From	Adjusted Total Allotments	1st Quarter	2nd Quarter	3rd Quarter	4th Quarter	TOTAL
1	2	3	4	5=3+4	6	7	8	9	10=6+7-8+9	CURRENT YEAR OBLIGATIONS	12	13	14	15=11:14

B. SPECIAL PURPOSE FUNDS

B.1 Special Purpose Funds

B.1.a FY 2019 RA 11260 - Cont., National Disaster Risk Reduction and Management Fund (Calamity Fund)		01 1 02 401												
DOE - National Electrification Administration			-	-	-	-	-	-	-	-	-	-	-	-
MOOE	400300000004000		-	-	-				-	-				-
Capital Outlay														
DPWH - Local Water Utilities Administration			766,536,382.00	-	766,536,382.00	766,536,382.00	-	-	766,536,382.00	-	-	-	-	-
MOOE	400300000004000		766,536,382.00	-	766,536,382.00	766,536,382.00			766,536,382.00					-
Capital Outlay				-	-				-				-	-
DHSUD - National Housing Authority			3,262,606,461.00	-	3,262,606,461.00	3,262,606,461.00	-	-	3,262,606,461.00	-	352,359,000.00	-	-	352,359,000.00
MOOE	4003000000000000		3,262,606,461.00		3,262,606,461.00	3,262,606,461.00			3,262,606,461.00		352,359,000.00		-	352,359,000.00
Capital Outlay				-	-				-					-
DOTC - Philippine Ports Authority			2,931,426.00	-	2,931,426.00	2,931,426.00	-	-	2,931,426.00	-	-	-	-	-
MOOE	3101000000000000		2,931,426.00		2,931,426.00	2,931,426.00			2,931,426.00				-	-
Capital Outlay				-	-				-					-
OEO - National Irrigation Administration			14,819,070.00	-	14,819,070.00	14,819,070.00	-	-	14,819,070.00	-	-	-	-	-
MOOE	4003000000004000		14,819,070.00		14,819,070.00	14,819,070.00			14,819,070.00				-	-
Capital Outlay				-	-				-					-
			4,046,893,339.00	-	4,046,893,339.00	4,046,893,339.00	-	-	4,046,893,339.00	-	352,359,000.00	-	-	352,359,000.00

CY 2020 STATEMENT OF APPROPRIATIONS,
ALLOTMENTS, OBLIGATIONS, DISBURSEMENTS AND
BALANCES BY OBJECT OF EXPENDITURES
(SAAODBOE)

As of June 30, 2020

Department : Department of Finance
Agency : BUREAU OF THE TREASURY
Operating Unit : BTr NG OVERSIGHT
Organization Code : 11-005-00-00000
Funding Source : Fund Cluster 01 RA Fund
Fund Cluster 02 - FAP Fund
Fund Cluster 03 - FAP Fund

FAR No. 1A_BTr NG OVERSIGHT_BSGC

X	New General Appropriations
X	Continuing Appropriations
X	Automatic Appropriations
X	Unprogrammed Funds

PARTICULARS	UACS CODE	APPROPRIATIONS			ALLOTMENTS					CURRENT YEAR OBLIGATIONS				
		Authorized Appropriation	Adjustments	Adjusted Appropriation	Allotments received	Adjustments	Transfer To	Transfer From	Adjusted Total Allotments	1st Quarter	2nd Quarter	3rd Quarter	4th Quarter	TOTAL
1	2	3	4	5=3+4	6	7	8	9	10=6+7-8+9	CURRENT YEAR OBLIGATIONS	12	13	14	15=11:14
B.1.b FY 2020 RA 11465 -Current_ National Disaster Risk Reduction and Management Fund (Calamity Fund)														
01 1 01 401														
Other Executive Offices														
NIA - National Irrigation Administration	100000100008000			-					-	-				-
Department of Energy														
NEA - National Electrification Administration	400300000002000			-					-					-
NPC - National Power Corporation				-					-					-
Department of Human Settlements and Urban Development														
NHMFCC - National Home Mortgage Finance Corporation				-					-					-
NHA - National Housing Authority	400300000004000	2,303,115,711.00		2,303,115,711.00	2,303,115,711.00				2,303,115,711.00		2,303,115,711.00			2,303,115,711.00
SHFC - Social Housing Finance Corporation	400300000004000	155,750,628.00		155,750,628.00	155,750,628.00				155,750,628.00					-
		2,458,866,339.00	-	2,458,866,339.00	2,458,866,339.00	-	-	-	2,458,866,339.00	-	2,303,115,711.00	-	-	2,303,115,711.00
TOTAL, SPECIAL PURPOSE FUNDS		6,505,759,678.00	-	6,505,759,678.00	6,505,759,678.00	-	-	-	6,505,759,678.00	-	2,655,474,711.00	-	-	2,655,474,711.00
C. CONTINGENT FUND														
C.1 Contingent Fund		01 1 01 402												
C.1.a FY 2020 RA 11465, Contingent Fund														
Other Executive Offices														
NHA - National Housing Authority	310100000000000			-					-					-
TOTAL, CONTINGENT FUND		-	-	-	-	-	-	-	-	-	-	-	-	-

D. BSGC - OTHERS
D.1 BSGC - Others

CY 2020 STATEMENT OF APPROPRIATIONS,
ALLOTMENTS, OBLIGATIONS, DISBURSEMENTS AND
BALANCES BY OBJECT OF EXPENDITURES
(SAAODBOE)

As of June 30, 2020

Department : Department of Finance
Agency : BUREAU OF THE TREASURY
Operating Unit : BTr NG OVERSIGHT
Organization Code : 11-005-00-00000
Funding Source : Fund Cluster 01 RA Fund
Fund Cluster 02 - FAP Fund
Fund Cluster 03 - FAP Fund

FAR No. 1A_BTr NG OVERSIGHT_BSGC

X	New General Appropriations
X	Continuing Appropriations
X	Automatic Appropriations
X	Unprogrammed Funds

PARTICULARS	UACS CODE	APPROPRIATIONS			ALLOTMENTS					CURRENT YEAR OBLIGATIONS				
		Authorized Appropriation	Adjustments	Adjusted Appropriation	Allotments received	Adjustments	Transfer To	Transfer From	Adjusted Total Allotments	1st Quarter	2nd Quarter	3rd Quarter	4th Quarter	TOTAL
1	2	3	4	5=3+4	6	7	8	9	10=6+7-8+9	CURRENT YEAR OBLIGATIONS	12	13	14	15=11:14
D.1.a FY 2020 RA 11465 - BSGC - Others	01 1 01 412													
Department of Energy														
NEA - National Electrification Administration	4001850000000000			-					-					-
Total, BSGC - Others		-	-	-	-	-	-	-	-	-	-	-	-	-
D.2 BSGC - Others, Continuing														
D.2.a FY 2019 RA 11260 - BSGC - Others, Continuing	01 1 02 412													
Department of Energy														
NEA - National Electrification Administration	4001850000000000			-					-					-
Total, BSGC - Others, Continuing		-	-	-	-	-	-	-	-	-	-	-	-	-
TOTAL, BSGC - OTHERS		-	-	-	-	-	-	-	-	-	-	-	-	-

E. AUTOMATIC APPROPRIATIONS

E.1 Automatic Appropriation 01 1 04 105

E.1.a FY 2020 RA 11465, Auto., Customs Duties
and Taxes, including Tax Expenditures

Tax Expenditure Fund														
PDIC - Philippine Deposit Insurance Corporation	4016000000000000		-	-					-					-
GSIS - Government Service Insurance System			-	-					-					-
Department of Agriculture														
NDA - National Dairy Authority														
NFA - National Food Authority	4016000000000000		-	-					-					-
PCA - Philippine Coconut Authority														
PCIC - Philippine Crop Insurance Corporation														

CY 2020 STATEMENT OF APPROPRIATIONS,
ALLOTMENTS, OBLIGATIONS, DISBURSEMENTS AND
BALANCES BY OBJECT OF EXPENDITURES
(SAAODBOE)
As of June 30, 2020

Department : Department of Finance
Agency : BUREAU OF THE TREASURY
Operating Unit : BTr NG OVERSIGHT
Organization Code : 11-005-00-00000
Funding Source : Fund Cluster 01 RA Fund
Fund Cluster 02 - FAP Fund
Fund Cluster 03 - FAP Fund

FAR No. 1A_BTr NG OVERSIGHT_BSGC	
X	New General Appropriations
X	Continuing Appropriations
X	Automatic Appropriations
X	Unprogrammed Funds

PARTICULARS	UACS CODE	APPROPRIATIONS			ALLOTMENTS					CURRENT YEAR OBLIGATIONS				
		Authorized Appropriation	Adjustments	Adjusted Appropriation	Allotments received	Adjustments	Transfer To	Transfer From	Adjusted Total Allotments	1st Quarter	2nd Quarter	3rd Quarter	4th Quarter	TOTAL
1	2	3	4	5=3+4	6	7	8	9	10=6+7-8+9	CURRENT YEAR OBLIGATIONS	12	13	14	15=11:14
PFDA - Philippine Fisheries Development Authority														
PRRI - Philippine Rice Research Institute														
SRA - Sugar Regulatory Administration														
Department of Energy														
NEA - National Electrification Administration	4016000000000000		-	-					-	-				-
			-	-					-	-				-
SUB - TOTAL, AUTOMATIC APPROPRIATIONS		-	-	-	-	-	-	-	-	-	-	-	-	-
E.2 Automatic Appropriation														
E.2.a FY 2020 RA 11465, SPECIAL ACCOUNT -														
LOCALLY FUNDED/DOMESTIC GRANTS - Military														
Camps Sales Proceeds														
Department of Health														
PHIC - Philippine Helath Insurance Corporation	3101000000000000		-	-					-	-				-
SUB - TOTAL,Auto,,, Military Camps Sales Proceeds		-	-	-	-	-	-	-	-	-	-	-	-	-
TOTAL, AUTOMATIC APPROPRIATION		-	-	-	-	-	-	-	-	-	-	-	-	-

F. UNPROGRAMMED FUND 05

F.1 Unprogrammed Fund

F.1.a Regular Agency Fund, Unprogrammed
Appropriations, Support to Infrastructure Projects
and Social Programs 01 1 05 422

Small Business Subsidy Measure														
SSS - Social Security System	4099010000000000	51,000,000,000.00	-	51,000,000,000.00	51,000,000,000.00				51,000,000,000.00		51,000,000,000.00			51,000,000,000.00
Total, Unprogrammed Fund - SIPSP		51,000,000,000.00	-	51,000,000,000.00	51,000,000,000.00	-	-	-	51,000,000,000.00	-	51,000,000,000.00	-	-	51,000,000,000.00

CY 2020 STATEMENT OF APPROPRIATIONS,
ALLOTMENTS, OBLIGATIONS, DISBURSEMENTS AND
BALANCES BY OBJECT OF EXPENDITURES
(SAAODBOE)

As of June 30, 2020

Department : Department of Finance
Agency : BUREAU OF THE TREASURY
Operating Unit : BTr NG OVERSIGHT
Organization Code : 11-005-00-00000
Funding Source : Fund Cluster 01 RA Fund
Fund Cluster 02 - FAP Fund
Fund Cluster 03 - FAP Fund

FAR No. 1A_BTr NG OVERSIGHT_BSGC

X	New General Appropriations
X	Continuing Appropriations
X	Automatic Appropriations
X	Unprogrammed Funds

PARTICULARS	UACS CODE	APPROPRIATIONS			ALLOTMENTS					CURRENT YEAR OBLIGATIONS				
		Authorized Appropriation	Adjustments	Adjusted Appropriation	Allotments received	Adjustments	Transfer To	Transfer From	Adjusted Total Allotments	1st Quarter	2nd Quarter	3rd Quarter	4th Quarter	TOTAL
1	2	3	4	5=3+4	6	7	8	9	10=6+7-8+9	CURRENT YEAR OBLIGATIONS	12	13	14	15=11:14

F.2 Unprogrammed Fund

F.2.a FY 2020 RA 11465, Unprogrammed Fund - BSGC		01 1 05 427												
Department of Energy														
NEA - National Electrification Administration	4099010000000000	10,869,482,000.00	-	10,869,482,000.00	10,869,482,000.00				10,869,482,000.00	10,869,482,000.00				10,869,482,000.00
Department of Transportation and Communications														
LRTA - Light Rail Transit authority	100000100001000	10,330,518,000.00	-	10,330,518,000.00	10,330,518,000.00				10,330,518,000.00	10,330,518,000.00				10,330,518,000.00
Department of Agriculture														
NFA - National Food Authority	3101000000000000	30,650,000,000.00	-	30,650,000,000.00	30,650,000,000.00				30,650,000,000.00		30,650,000,000.00			30,650,000,000.00
Total, Unprogrammed Fund - BSGC		51,850,000,000.00	-	51,850,000,000.00	51,850,000,000.00	-	-	-	51,850,000,000.00	21,200,000,000.00	30,650,000,000.00	-	-	51,850,000,000.00

F.3 Unprogrammed Fund

F.3.a FY 2020 RA 11465, Unprogrammed Fund - Support to Foreign-Assisted Projects		01 1 05 428												
Department of Agriculture														
NDA - National Dairy Authority	3101000000000000	375,678,000.00		375,678,000.00	375,678,000.00				375,678,000.00	-				-
Other Executive Order														
NIA - National Irrigation Administration	3102000000000000			-					-	-				-
Total, BSGC - Unprogrammed Fund - Support to Foreign-Assisted Projects		375,678,000.00	-	375,678,000.00	375,678,000.00	-	-	-	375,678,000.00	-	-	-	-	-
TOTAL, UNPROGRAMMED FUNDS		103,225,678,000.00	-	103,225,678,000.00	103,225,678,000.00	-	-	-	103,225,678,000.00	21,200,000,000.00	81,650,000,000.00	-	-	102,850,000,000.00
GRAND TOTAL		305,697,733,881.00	-	305,697,733,881.00	226,066,945,194.00	-	-	-	226,066,945,194.00	35,866,943,196.00	126,360,619,954.00	-	-	162,227,563,150.00

CY 2020 STATEMENT OF APPROPRIATIONS,
ALLOTMENTS, OBLIGATIONS, DISBURSEMENTS AND
BALANCES BY OBJECT OF EXPENDITURES
(SAAODBOE)

As of June 30, 2020

Department : Department of Finance
Agency : BUREAU OF THE TREASURY
Operating Unit : BTr NG OVERSIGHT
Organization Code : 11-005-00-00000
Funding Source : Fund Cluster 01 RA Fund
Fund Cluster 02 - FAP Fund
Fund Cluster 03 - FAP Fund

FAR No. 1A_BTr NG OVERSIGHT_BSGC

X	New General Appropriations
X	Continuing Appropriations
X	Automatic Appropriations
X	Unprogrammed Funds

PARTICULARS	UACS CODE	APPROPRIATIONS			ALLOTMENTS					CURRENT YEAR OBLIGATIONS				
		Authorized Appropriation	Adjustments	Adjusted Appropriation	Allotments received	Adjustments	Transfer To	Transfer From	Adjusted Total Allotments	1st Quarter	2nd Quarter	3rd Quarter	4th Quarter	TOTAL
1	2	3	4	5=3+4	6	7	8	9	10=6+7-8+9	CURRENT YEAR OBLIGATIONS	12	13	14	15=11:14

CY 2020 STATEMENT OF APPROPRIATIONS,
ALLOTMENTS, OBLIGATIONS, DISBURSEMENTS AND
BALANCES BY OBJECT OF EXPENDITURES
(SAAODBOE)
As of June 30, 2020

Department : Department of Finance
Agency : BUREAU OF THE TREASURY
Operating Unit : BTr NG OVERSIGHT
Organization Code : 11-005-00-00000
Funding Source : Fund Cluster 01 RA Fund
Fund Cluster 02 - FAP Fund
Fund Cluster 03 - FAP Fund

FAR No. 1A_BT NG OVERSIGHT_BSGC

X	New General Appropriations
X	Continuing Appropriations
X	Automatic Appropriations
X	Unprogrammed Funds

PARTICULARS	UACS CODE	CURRENT YEAR DISBURSEMENTS					BALANCES			
		1st Quarter	2nd Quarter	3rd Quarter	4th Quarter	TOTAL	Unreleased Appropriations	Unobligated Allotments	Unpaid Obligations	
									(15-20)	(23+24)
									Due and Demandable	Not Yet Due and Demandable
1	2	16	17	18	19	20 = 16:19	21=5-10	22=10-15	23	24

A.1. NEW GENERAL APPROPRIATIONS 01
A.1. BUDGETARY SUPPORT TO GOVERNMENT CORPORATIONS

A. DEPARTMENT OF AGRICULTURE

A.1 National Dairy Authority										
General Administration and Support	1000000000000000	39,300,000.00				39,300,000.00	-	-	-	-
Support to Operations	2000000000000000	5,117,000.00	23,282,000.00			28,399,000.00	-	22,207,000.00	-	-
Operations	3000000000000000	22,207,000.00	45,093,000.00	-	-	67,300,000.00	-	109,286,000.00	-	-
Dairy Industry Development Program	3101000000000000	22,207,000.00	45,093,000.00			67,300,000.00	-	109,286,000.00	-	-
Total		66,624,000.00	68,375,000.00	-	-	134,999,000.00	-	131,493,000.00	-	-

A.2 National Food Authority										
General Administration and Support	1000000000000000					-	-	-	-	-
Support to Operations	2000000000000000					-	-	-	-	-
Operations	3000000000000000	2,979,200,000.00	4,020,800,000.00	-	-	7,000,000,000.00	-	-	-	-
Buffer Stocking Program	3101000000000000	2,979,200,000.00	4,020,800,000.00			7,000,000,000.00	-	-	-	-
Total		2,979,200,000.00	4,020,800,000.00	-	-	7,000,000,000.00	-	-	-	-

A.3 Philippine Coconut Authority										
General Administration and Support	1000000000000000	52,177,000.00	78,265,000.00			130,442,000.00	-	27,779,000.00	-	-
Support to Operations	2000000000000000					-	-	-	-	-
Operations	3000000000000000	26,088,000.00	-	-	-	26,088,000.00	5,000,000.00	932,435,000.00	-	-
Coconut Industry Development Program	3101000000000000	26,088,000.00				26,088,000.00	5,000,000.00	895,715,000.00	-	-
Oil Palm Industry Development Program	3102000000000000					-	-	36,720,000.00	-	-
Total		78,265,000.00	78,265,000.00	-	-	156,530,000.00	5,000,000.00	960,214,000.00	-	-

A.4 Philippine Crop Insurance Corporation										
General Administration and Support	1000000000000000					-	-	-	-	-
Support to Operations	2000000000000000					-	-	-	-	-

CY 2020 STATEMENT OF APPROPRIATIONS,
ALLOTMENTS, OBLIGATIONS, DISBURSEMENTS AND
BALANCES BY OBJECT OF EXPENDITURES
(SAAODBOE)

As of June 30, 2020

Department : Department of Finance
Agency : BUREAU OF THE TREASURY
Operating Unit : BTr NG OVERSIGHT
Organization Code : 11-005-00-00000
Funding Source : Fund Cluster 01 RA Fund
Fund Cluster 02 - FAP Fund
Fund Cluster 03 - FAP Fund

FAR No. 1A_BTr NG OVERSIGHT_BSGC

X	New General Appropriations
X	Continuing Appropriations
X	Automatic Appropriations
X	Unprogrammed Funds

PARTICULARS	UACS CODE	CURRENT YEAR DISBURSEMENTS					BALANCES			
		1st Quarter	2nd Quarter	3rd Quarter	4th Quarter	TOTAL	Unreleased Appropriations	Unobligated Allotments	Unpaid Obligations	
									(15-20)	(23+24)
									Due and Demandable	Not Yet Due and Demandable
1	2	16	17	18	19	20 = 16:19	21=5-10	22=10-15	23	24
Operations	3000000000000000	-	-	-	-	-	3,500,000,000.00	-	-	-
Crop Insurance Program	3101000000000000	-	-	-	-	-	3,500,000,000.00	-	-	-
Total		-	-	-	-	-	3,500,000,000.00	-	-	-
A.5. Philippine Fisheries Development Authority										
General Administration and Support	1000000000000000	-	-	-	-	-	-	-	-	-
Support to Operations	2000000000000000	-	-	-	-	-	-	-	-	-
Operations	3000000000000000	342,303,376.00	-	-	-	342,303,376.00	200,000,000.00	1,083,463,624.00	-	-
Fisheries Infrastructure Development Program	3101000000000000	342,303,376.00	-	-	-	342,303,376.00	200,000,000.00	1,083,463,624.00	-	-
Total		342,303,376.00	-	-	-	342,303,376.00	200,000,000.00	1,083,463,624.00	-	-
A.6. Philippine Rice Research Institute										
General Administration and Support	1000000000000000	160,660,000.00	131,765,000.00	-	-	292,425,000.00	-	-	-	-
Support to Operations	2000000000000000	-	-	-	-	-	-	-	-	-
Operations	3000000000000000	2,000,000.00	138,181,000.00	-	-	140,181,000.00	-	218,036,000.00	-	-
Research and Development Program	3101000000000000	2,000,000.00	138,181,000.00	-	-	140,181,000.00	-	218,036,000.00	-	-
Total		162,660,000.00	269,946,000.00	-	-	432,606,000.00	-	218,036,000.00	-	-
A.7. Sugar Regulatory Administration										
General Administration and Support	1000000000000000	-	-	-	-	-	-	-	-	-
Support to Operations	2000000000000000	-	-	-	-	-	-	-	-	-
Operations	3000000000000000	-	-	-	-	-	500,000,000.00	-	-	-
Sugarcane Industry Development Program	3101000000000000	-	-	-	-	-	500,000,000.00	-	-	-
Total		-	-	-	-	-	500,000,000.00	-	-	-
Total, Department of Agriculture		3,629,052,376.00	4,437,386,000.00	-	-	8,066,438,376.00	4,205,000,000.00	2,393,206,624.00	-	-

B. DEPARTMENT OF ENERGY

B.1. National Electrification Administration

CY 2020 STATEMENT OF APPROPRIATIONS,
ALLOTMENTS, OBLIGATIONS, DISBURSEMENTS AND
BALANCES BY OBJECT OF EXPENDITURES
(SAAODBOE)

As of June 30, 2020

Department : Department of Finance
Agency : BUREAU OF THE TREASURY
Operating Unit : BTr NG OVERSIGHT
Organization Code : 11-005-00-00000
Funding Source : Fund Cluster 01 RA Fund
Fund Cluster 02 - FAP Fund
Fund Cluster 03 - FAP Fund

FAR No. 1A_BTr NG OVERSIGHT_BSGC

X	New General Appropriations
X	Continuing Appropriations
X	Automatic Appropriations
X	Unprogrammed Funds

PARTICULARS	UACS CODE	CURRENT YEAR DISBURSEMENTS					BALANCES			
		1st Quarter	2nd Quarter	3rd Quarter	4th Quarter	TOTAL	Unreleased Appropriations	Unobligated Allotments	Unpaid Obligations	
									(15-20)	(23+24)
									Due and Demandable	Not Yet Due and Demandable
1	2	16	17	18	19	20 = 16:19	21=5-10	22=10-15	23	24
General Administration and Support	1000000000000000					-	-	-	-	-
Support to Operations	2000000000000000					-	-	-	-	-
Operations	3000000000000000	145,837,000.00	-	-	-	145,837,000.00	2,153,788,000.00	-	-	-
National Rural Electrification Program	3101000000000000	145,837,000.00				145,837,000.00	2,153,788,000.00	-	-	-
Total		145,837,000.00	-	-	-	145,837,000.00	2,153,788,000.00	-	-	-
B.2. National Power Corporation										
General Administration and Support	1000000000000000					-	-	-	-	-
Support to Operations	2000000000000000					-	-	-	-	-
Operations	3000000000000000	-	-	-	-	-	164,860,687.00	1,021,345,313.00	-	-
Missionary Electrification Program	3101000000000000					-	164,860,687.00	1,021,345,313.00	-	-
Total		-	-	-	-	-	164,860,687.00	1,021,345,313.00	-	-
Total, Department of Energy		145,837,000.00	-	-	-	145,837,000.00	2,318,648,687.00	1,021,345,313.00	-	-
C. DEPARTMENT OF ENVIRONMENT AND NATURAL RESOURCES										
C.1. Laguna Lake Development Authority										
General Administration and Support	1000000000000000					-	-	-	-	-
Support to Operations	2000000000000000					-	-	-	-	-
Operations	3000000000000000	-	-	-	-	-	300,000,000.00	-	-	-
Laguna Lake Rehabilitation for Various Uses	3101000000000000					-	300,000,000.00	-	-	-
Total		-	-	-	-	-	300,000,000.00	-	-	-
Total, Department of Environment and Natural Resources		-	-	-	-	-	300,000,000.00	-	-	-
D. DEPARTMENT OF FINANCE										
D.1. Land Bank of the Philippines										
General Administration and Support	1000000000000000					-	-	-	-	-
Support to Operations	2000000000000000					-	-	-	-	-
Operations	3000000000000000	-	-	-	-	-	36,488,000,000.00	-	-	-

CY 2020 STATEMENT OF APPROPRIATIONS,
ALLOTMENTS, OBLIGATIONS, DISBURSEMENTS AND
BALANCES BY OBJECT OF EXPENDITURES
(SAAODBOE)

As of June 30, 2020

Department : Department of Finance
Agency : BUREAU OF THE TREASURY
Operating Unit : BTr NG OVERSIGHT
Organization Code : 11-005-00-00000
Funding Source : Fund Cluster 01 RA Fund
Fund Cluster 02 - FAP Fund
Fund Cluster 03 - FAP Fund

FAR No. 1A_BT NG OVERSIGHT_BSGC

X	New General Appropriations
X	Continuing Appropriations
X	Automatic Appropriations
X	Unprogrammed Funds

PARTICULARS	UACS CODE	CURRENT YEAR DISBURSEMENTS					BALANCES			
		1st Quarter	2nd Quarter	3rd Quarter	4th Quarter	TOTAL	Unreleased Appropriations	Unobligated Allotments	Unpaid Obligations	
									(15-20)	(23+24)
									Due and Demandable	Not Yet Due and Demandable
1	2	16	17	18	19	20 = 16:19	21=5-10	22=10-15	23	24
Development Financing Program	3101000000000000					-	36,488,000,000.00	-	-	-
Total		-	-	-	-	-	36,488,000,000.00	-	-	-
D.2. Philippine Tax Academy										
General Administration and Support	1000000000000000					-	-	-	-	-
Support to Operations	2000000000000000					-	-	-	-	-
Operations	3000000000000000	17,963,820.00	-	-	-	17,963,820.00	-	79,036,180.00	-	-
Specialized Tax Training and Education Management Program	3101000000000000	17,963,820.00				17,963,820.00	-	79,036,180.00	-	-
Total		17,963,820.00	-	-	-	17,963,820.00	-	79,036,180.00	-	-
D.3. Trade and Investment Development Corporation										
General Administration and Support	1000000000000000					-	-	-	-	-
Support to Operations	2000000000000000					-	-	-	-	-
Operations	3000000000000000	-	-	-	-	-	500,000,000.00	-	-	-
Export Guarantee Program	3101000000000000					-	500,000,000.00	-	-	-
Total		-	-	-	-	-	500,000,000.00	-	-	-
Total, Department of Finance		17,963,820.00	-	-	-	17,963,820.00	36,988,000,000.00	79,036,180.00	-	-

E. DEPARTMENT OF HEALTH

E.1. Lung Center of the Philippines										
General Administration and Support	1000000000000000					-	-	-	-	-
Support to Operations	2000000000000000					-	-	-	-	-
Operations	3000000000000000	80,886,000.00	80,886,000.00	-	-	161,772,000.00	4,000,000.00	251,515,000.00	-	-
Hospital Services Program	3101000000000000	80,886,000.00	80,886,000.00			161,772,000.00	4,000,000.00	251,515,000.00	-	-
Total		80,886,000.00	80,886,000.00	-	-	161,772,000.00	4,000,000.00	251,515,000.00	-	-

E.2. National Kidney and Transplant Institute

CY 2020 STATEMENT OF APPROPRIATIONS,
ALLOTMENTS, OBLIGATIONS, DISBURSEMENTS AND
BALANCES BY OBJECT OF EXPENDITURES
(SAAODBOE)

As of June 30, 2020

Department : Department of Finance
Agency : BUREAU OF THE TREASURY
Operating Unit : BTr NG OVERSIGHT
Organization Code : 11-005-00-00000
Funding Source : Fund Cluster 01 RA Fund
Fund Cluster 02 - FAP Fund
Fund Cluster 03 - FAP Fund

FAR No. 1A_BT NG OVERSIGHT_BSGC

X	New General Appropriations
X	Continuing Appropriations
X	Automatic Appropriations
X	Unprogrammed Funds

PARTICULARS	UACS CODE	CURRENT YEAR DISBURSEMENTS					BALANCES			
		1st Quarter	2nd Quarter	3rd Quarter	4th Quarter	TOTAL	Unreleased Appropriations	Unobligated Allotments	Unpaid Obligations	
									(15-20)	(23+24)
									Due and Demandable	Not Yet Due and Demandable
1	2	16	17	18	19	20 = 16:19	21=5-10	22=10-15	23	24
General Administration and Support	1000000000000000					-	200,000.00	-	-	-
Support to Operations	2000000000000000					-	-	-	-	-
Operations	3000000000000000	224,985,000.00	224,985,000.00	-	-	449,970,000.00	8,000,000.00	449,968,000.00	-	-
Hospital Services Program	3101000000000000	224,985,000.00	224,985,000.00			449,970,000.00	8,000,000.00	449,968,000.00	-	-
Total		224,985,000.00	224,985,000.00	-	-	449,970,000.00	8,200,000.00	449,968,000.00	-	-
E.3. Philippine Children's Medical Center										
General Administration and Support	1000000000000000					-	-	-	-	-
Support to Operations	2000000000000000					-	-	-	-	-
Operations	3000000000000000	233,612,000.00	233,612,000.00	-	-	467,224,000.00	1,000,000.00	729,429,000.00	-	-
Hospital Services Program	3101000000000000	233,612,000.00	233,612,000.00			467,224,000.00	1,000,000.00	595,902,000.00	-	-
Training and Reserch Development Program	3102000000000000					-	-	133,527,000.00	-	-
Total		233,612,000.00	233,612,000.00	-	-	467,224,000.00	1,000,000.00	729,429,000.00	-	-
E.4. Philippine Health Insurance Corporation										
General Administration and Support	1000000000000000					-	-	-	-	-
Support to Operations	2000000000000000					-	-	-	-	-
Operations	3000000000000000	-	26,173,332,040.00	-	-	26,173,332,040.00	23,160,306,000.00	22,019,721,960.00	-	-
National Health Insurance Program	3101000000000000		26,173,332,040.00			26,173,332,040.00	23,160,306,000.00	22,019,721,960.00	-	-
Total		-	26,173,332,040.00	-	-	26,173,332,040.00	23,160,306,000.00	22,019,721,960.00	-	-
E.5. Philippine Heart Center										
General Administration and Support	1000000000000000					-	-	-	-	-
Support to Operations	2000000000000000					-	-	-	-	-
Operations	3000000000000000	354,006,000.00	354,006,000.00	-	-	708,012,000.00	8,000,000.00	716,011,000.00	-	-
Hospital Services Program	3101000000000000	354,006,000.00	354,006,000.00			708,012,000.00	8,000,000.00	716,011,000.00	-	-
Total		354,006,000.00	354,006,000.00	-	-	708,012,000.00	8,000,000.00	716,011,000.00	-	-
E.6. Philippine Institute of Traditional and Alternative Health Care										

CY 2020 STATEMENT OF APPROPRIATIONS,
ALLOTMENTS, OBLIGATIONS, DISBURSEMENTS AND
BALANCES BY OBJECT OF EXPENDITURES
(SAAODBOE)

As of June 30, 2020

Department : Department of Finance
Agency : BUREAU OF THE TREASURY
Operating Unit : BTr NG OVERSIGHT
Organization Code : 11-005-00-00000
Funding Source : Fund Cluster 01 RA Fund
Fund Cluster 02 - FAP Fund
Fund Cluster 03 - FAP Fund

FAR No. 1A_BTr NG OVERSIGHT_BSGC

X	New General Appropriations
X	Continuing Appropriations
X	Automatic Appropriations
X	Unprogrammed Funds

PARTICULARS	UACS CODE	CURRENT YEAR DISBURSEMENTS					BALANCES			
		1st Quarter	2nd Quarter	3rd Quarter	4th Quarter	TOTAL	Unreleased Appropriations	Unobligated Allotments	Unpaid Obligations	
									(15-20)	(23+24)
									Due and Demandable	Not Yet Due and Demandable
1	2	16	17	18	19	20 = 16:19	21=5-10	22=10-15	23	24
General Administration and Support	1000000000000000		25,896,000.00			25,896,000.00	-	67,754,000.00	-	
Support to Operations	2000000000000000					-	-	-	-	
Operations	3000000000000000	29,220,000.00	-	-	-	29,220,000.00	-	15,283,000.00	-	-
Traditional and Complementary Medicine Development and Promotion Program	3101000000000000	29,220,000.00				29,220,000.00	-	15,283,000.00	-	
Total		29,220,000.00	25,896,000.00	-	-	55,116,000.00	-	83,037,000.00	-	-
Total, Department of Health		922,709,000.00	27,092,717,040.00	-	-	28,015,426,040.00	23,181,506,000.00	24,249,681,960.00	-	-

F. Departement of Housing Settlements and Urban Development

F.1. National Home Mortgage Finance Corporation

General Administration and Support	1000000000000000					-	-	-	-	
Support to Operations	2000000000000000					-	-	-	-	
Operations	3000000000000000	-	-	-	-	-	1,000,000,000.00	-	-	-
Socialized Housing Loan Take-Out of Receivables (Shelter) Program	3101000000000000					-	1,000,000,000.00	-	-	
Total		-	-	-	-	-	1,000,000,000.00	-	-	-

F.2. National Housing Authority

General Administration and Support	1000000000000000					-	-	-	-	
Support to Operations	2000000000000000					-	-	-	-	
Operations	3000000000000000	-	-	-	-	-	4,562,410,000.00	-	-	-
Comprehensive and Integrated Housing Program	3101000000000000					-	4,562,410,000.00	-	-	
Housing Program for Calamity Victims- Permanent Housing	3102000000000000					-	-	-	-	
Total		-	-	-	-	-	4,562,410,000.00	-	-	-

F.3. Social Housing Finance Corporation

General Administration and Support	1000000000000000					-	-	-	-	
Support to Operations	2000000000000000					-	-	-	-	

CY 2020 STATEMENT OF APPROPRIATIONS,
ALLOTMENTS, OBLIGATIONS, DISBURSEMENTS AND
BALANCES BY OBJECT OF EXPENDITURES
(SAAODBOE)

As of June 30, 2020

Department : Department of Finance
Agency : BUREAU OF THE TREASURY
Operating Unit : BTr NG OVERSIGHT
Organization Code : 11-005-00-00000
Funding Source : Fund Cluster 01 RA Fund
Fund Cluster 02 - FAP Fund
Fund Cluster 03 - FAP Fund

FAR No. 1A_BTr NG OVERSIGHT_BSGC

X	New General Appropriations
X	Continuing Appropriations
X	Automatic Appropriations
X	Unprogrammed Funds

PARTICULARS	UACS CODE	CURRENT YEAR DISBURSEMENTS					BALANCES			
		1st Quarter	2nd Quarter	3rd Quarter	4th Quarter	TOTAL	Unreleased Appropriations	Unobligated Allotments	Unpaid Obligations	
									(15-20)	(23+24)
									Due and Demandable	Not Yet Due and Demandable
1	2	16	17	18	19	20 = 16:19	21=5-10	22=10-15	23	24
Operations	3000000000000000	-	-	-	-	-	1,396,919,000.00	-	-	-
High Density Housing Program	3101000000000000	-	-	-	-	-	896,919,000.00	-	-	-
Community Mortgage Program		-	-	-	-	-	500,000,000.00	-	-	-
Total		-	-	-	-	-	1,396,919,000.00	-	-	-
Total, Department of Housing Settlements and Urban		-	-	-	-	-	6,959,329,000.00	-	-	-
G. DEPARTMENT OF PUBLIC WORKS AND HIGHWAYS										
G.1. Local Water Utilities Administration										
General Administration and Support	1000000000000000	-	-	-	-	-	-	-	-	-
Support to Operations	2000000000000000	-	-	-	-	-	-	-	-	-
Operations	3000000000000000	-	-	-	-	-	345,317,000.00	-	-	-
Water Supply and Sanitation Program	3101000000000000	-	-	-	-	-	345,317,000.00	-	-	-
Total		-	-	-	-	-	345,317,000.00	-	-	-
Total, Department of Public Works and Highways		-	-	-	-	-	345,317,000.00	-	-	-
H. DEPARTMENT OF TOURISM										
H.1. Nayong Pilipino Foundation										
General Administration and Support	1000000000000000	-	-	-	-	-	-	-	-	-
Support to Operations	2000000000000000	-	-	-	-	-	-	-	-	-
Operations	3000000000000000	-	-	-	-	-	15,000,000.00	-	-	-
Researches and Development Projects on Social Sciences and Humanities Program	3001000000000000	-	-	-	-	-	15,000,000.00	-	-	-
Total		-	-	-	-	-	15,000,000.00	-	-	-
H.2. Tourism Infrastructure and Enterprise Zone Authority										
General Administration and Support	1000000000000000	-	-	-	-	-	-	-	-	-
Support to Operations	2000000000000000	-	-	-	-	-	-	-	-	-
Operations	3000000000000000	-	-	-	-	-	50,000,000.00	-	-	-

CY 2020 STATEMENT OF APPROPRIATIONS,
ALLOTMENTS, OBLIGATIONS, DISBURSEMENTS AND
BALANCES BY OBJECT OF EXPENDITURES
(SAAODBOE)

As of June 30, 2020

Department : Department of Finance
Agency : BUREAU OF THE TREASURY
Operating Unit : BTr NG OVERSIGHT
Organization Code : 11-005-00-00000
Funding Source : Fund Cluster 01 RA Fund
Fund Cluster 02 - FAP Fund
Fund Cluster 03 - FAP Fund

FAR No. 1A_BTr NG OVERSIGHT_BSGC

X	New General Appropriations
X	Continuing Appropriations
X	Automatic Appropriations
X	Unprogrammed Funds

PARTICULARS	UACS CODE	CURRENT YEAR DISBURSEMENTS					BALANCES			
		1st Quarter	2nd Quarter	3rd Quarter	4th Quarter	TOTAL	Unreleased Appropriations	Unobligated Allotments	Unpaid Obligations	
									(15-20)	(23+24)
									Due and Demandable	Not Yet Due and Demandable
1	2	16	17	18	19	20 = 16:19	21=5-10	22=10-15	23	24
Historical, Cultural, Religi, Heritage Sites, and Prime Destination Program	3001000000000000					-	50,000,000.00	-	-	-
Total		-	-	-	-	-	50,000,000.00	-	-	-
Total, Department of Tourism		-	-	-	-	-	65,000,000.00	-	-	-

I. DEPARTMENT OF TRADE AND INDUSTRY

I.1. Aurora Pacific Economic Zone and Freeport Authority						-	-	-	-	-
General Administration and Support	1000000000000000	12,180,000.00	12,180,000.00			24,360,000.00	-	24,361,000.00	-	-
Support to Operations	2000000000000000					-	-	-	-	-
Operations	3000000000000000	-	-	-	-	-	120,000,000.00	-	-	-
* Ecozone Development Program	3101000000000000					-	120,000,000.00	-	-	-
Total		12,180,000.00	12,180,000.00	-	-	24,360,000.00	120,000,000.00	24,361,000.00	-	-
I.2. Center for International Trade Expositions and Missions										
General Administration and Support	1000000000000000	30,338,000.00				30,338,000.00	-	-	-	-
Support to Operations	2000000000000000	33,629,000.00				33,629,000.00	-	-	-	-
Operations	3000000000000000	5,653,000.00	69,620,000.00	-	-	75,273,000.00	-	139,239,000.00	-	-
Export/Trade Promotion Program	3101000000000000	5,653,000.00	69,620,000.00			75,273,000.00	-	139,239,000.00	-	-
Total		69,620,000.00	69,620,000.00	-	-	139,240,000.00	-	139,239,000.00	-	-
I.3. Small Business Corporation										
General Administration and Support	1000000000000000					-	-	-	-	-
Support to Operations	2000000000000000					-	-	-	-	-
Operations	3000000000000000	500,000,000.00	500,000,000.00	-	-	1,000,000,000.00	-	500,000,000.00	-	-
Pondo para sa Pagbabago at Pag-asenso Pr	3101000000000000	500,000,000.00	500,000,000.00			1,000,000,000.00	-	500,000,000.00	-	-
Total		500,000,000.00	500,000,000.00	-	-	1,000,000,000.00	-	500,000,000.00	-	-
Total, Department of Trade and Industry		581,800,000.00	581,800,000.00	-	-	1,163,600,000.00	120,000,000.00	663,600,000.00	-	-

CY 2020 STATEMENT OF APPROPRIATIONS,
ALLOTMENTS, OBLIGATIONS, DISBURSEMENTS AND
BALANCES BY OBJECT OF EXPENDITURES
(SAAODBOE)

As of June 30, 2020

Department : Department of Finance
Agency : BUREAU OF THE TREASURY
Operating Unit : BTr NG OVERSIGHT
Organization Code : 11-005-00-00000
Funding Source : Fund Cluster 01 RA Fund
Fund Cluster 02 - FAP Fund
Fund Cluster 03 - FAP Fund

FAR No. 1A_BTr NG OVERSIGHT_BSGC

X	New General Appropriations
X	Continuing Appropriations
X	Automatic Appropriations
X	Unprogrammed Funds

PARTICULARS	UACS CODE	CURRENT YEAR DISBURSEMENTS					BALANCES			
		1st Quarter	2nd Quarter	3rd Quarter	4th Quarter	TOTAL	Unreleased Appropriations	Unobligated Allotments	Unpaid Obligations	
									(15-20)	(23+24)
									Due and Demandable	Not Yet Due and Demandable
1	2	16	17	18	19	20 = 16:19	21=5-10	22=10-15	23	24

J. DEPARTMENT OF TRANSPORTATION AND COMMUNICATIONS

J.1 Davao International Airport Authority										
General Administration and Support	1000000000000000					-	-	-	-	-
Support to Operations	2000000000000000					-	-	-	-	-
Operations	3000000000000000	-	-	-	-	-	274,958,000.00	-	-	-
Airport System Maintenance Program	3101000000000000					-	274,958,000.00	-	-	-
Total		-	-	-	-	-	274,958,000.00	-	-	-
J.2 Light Rail Transit Authority										
General Administration and Support	1000000000000000	117,152,000.00				117,152,000.00	-	-	-	-
Support to Operations	2000000000000000					-	-	-	-	-
Operations	3000000000000000	137,386,000.00	565,712,000.00	-	-	703,098,000.00	-	197,902,000.00	-	-
Systems and Facilities Improvement, Rehabilitation and Modernization Program	3101000000000000	137,386,000.00	565,712,000.00			703,098,000.00	-	197,902,000.00	-	-
Total		254,538,000.00	565,712,000.00	-	-	820,250,000.00	-	197,902,000.00	-	-
J.3 Philippine National Railways										
General Administration and Support	1000000000000000					-	318,000,000.00	-	-	-
Support to Operations	2000000000000000					-	-	-	-	-
Operations	3000000000000000	-	-	-	-	-	1,540,500,000.00	-	-	-
Railway System Maintenance Program	3101000000000000					-	1,540,500,000.00	-	-	-
Total		-	-	-	-	-	1,858,500,000.00	-	-	-
Total, Department of Trans. and Communications		254,538,000.00	565,712,000.00	-	-	820,250,000.00	2,133,458,000.00	197,902,000.00	-	-

K. NATIONAL AND ECONOMIC AND DEVELOPMENT

K.1. Philippine Institute for Development Studies										
General Administration and Support	1000000000000000	80,574,000.00	80,574,000.00			161,148,000.00	-	82,251,000.00	-	-

CY 2020 STATEMENT OF APPROPRIATIONS,
ALLOTMENTS, OBLIGATIONS, DISBURSEMENTS AND
BALANCES BY OBJECT OF EXPENDITURES
(SAAODBOE)

As of June 30, 2020

Department : Department of Finance
Agency : BUREAU OF THE TREASURY
Operating Unit : BTr NG OVERSIGHT
Organization Code : 11-005-00-00000
Funding Source : Fund Cluster 01 RA Fund
Fund Cluster 02 - FAP Fund
Fund Cluster 03 - FAP Fund

FAR No. 1A_BTr NG OVERSIGHT_BSGC

X	New General Appropriations
X	Continuing Appropriations
X	Automatic Appropriations
X	Unprogrammed Funds

PARTICULARS	UACS CODE	CURRENT YEAR DISBURSEMENTS					BALANCES			
		1st Quarter	2nd Quarter	3rd Quarter	4th Quarter	TOTAL	Unreleased Appropriations	Unobligated Allotments	Unpaid Obligations	
									(15-20)	(23+24)
									Due and Demandable	Not Yet Due and Demandable
1	2	16	17	18	19	20 = 16:19	21=5-10	22=10-15	23	24
Support to Operations	2000000000000000					-	-	10,609,000.00	-	
Operations	3000000000000000	-	-	-	-	-	-	68,286,000.00	-	-
Socio-Economic Policy Research Program	3101000000000000					-	-	68,286,000.00	-	
Total		80,574,000.00	80,574,000.00	-	-	161,148,000.00	-	161,148,000.00	-	-
Total, National Economic and Development		80,574,000.00	80,574,000.00	-	-	161,148,000.00	-	161,146,000.00	-	-

L. PRESIDENTIAL COMMUNICATIONS OPERATIONS OFFICE

L.1. Intercontinental Broadcasting Corporation										
General Administration and Support	1000000000000000	6,942,000.00	20,826,000.00			27,768,000.00	50,000,000.00	-	-	
Support to Operations	2000000000000000					-	-	-	-	
Operations	3000000000000000	-	-	-	-	-	-	-	-	-
*	3101000000000000					-	-	-	-	
Total		6,942,000.00	20,826,000.00	-	-	27,768,000.00	50,000,000.00	-	-	-
L.2. People's Television Network, Inc.										
General Administration and Support	1000000000000000	69,595,000.00	69,595,000.00			139,190,000.00	-	139,190,000.00	-	
Support to Operations	2000000000000000					-	-	-	-	
Operations	3000000000000000	-	-	-	-	-	-	-	-	-
* PTV Modernization Program	3101000000000000					-	-	-	-	
Total		69,595,000.00	69,595,000.00	-	-	139,190,000.00	-	139,190,000.00	-	-
Total, Presidential Comm. Operations Office		76,537,000.00	90,421,000.00	-	-	166,958,000.00	50,000,000.00	139,190,000.00	-	-

M. OTHER EXECUTIVE OFFICES

M.1. Authority of the Freeport Area of Bataan										
General Administration and Support	1000000000000000					-	-	-	-	
Support to Operations	2000000000000000					-	-	-	-	

CY 2020 STATEMENT OF APPROPRIATIONS,
ALLOTMENTS, OBLIGATIONS, DISBURSEMENTS AND
BALANCES BY OBJECT OF EXPENDITURES
(SAAODBOE)

As of June 30, 2020

Department : Department of Finance
Agency : BUREAU OF THE TREASURY
Operating Unit : BTr NG OVERSIGHT
Organization Code : 11-005-00-00000
Funding Source : Fund Cluster 01 RA Fund
Fund Cluster 02 - FAP Fund
Fund Cluster 03 - FAP Fund

FAR No. 1A_BTr NG OVERSIGHT_BSGC

X	New General Appropriations
X	Continuing Appropriations
X	Automatic Appropriations
X	Unprogrammed Funds

PARTICULARS	UACS CODE	CURRENT YEAR DISBURSEMENTS					BALANCES			
		1st Quarter	2nd Quarter	3rd Quarter	4th Quarter	TOTAL	Unreleased Appropriations	Unobligated Allotments	Unpaid Obligations	
									(15-20)	(23+24)
									Due and Demandable	Not Yet Due and Demandable
1	2	16	17	18	19	20 = 16:19	21=5-10	22=10-15	23	24
Operations	3000000000000000	-	-	-	-	-	80,000,000.00	294,890,000.00	-	-
* Ecozone Development Program	3101000000000000	-	-	-	-	-	80,000,000.00	294,890,000.00	-	-
Total		-	-	-	-	-	80,000,000.00	294,890,000.00	-	-
M.2. Bases Conversion Development Authority										
General Administration and Support	1000000000000000	-	-	-	-	-	-	-	-	-
Support to Operations	2000000000000000	-	-	-	-	-	80,000,000.00	-	-	-
Operations	3000000000000000	-	-	-	-	-	251,160,000.00	11,316,000,000.00	-	-
Infrastructure Development Program	3101000000000000	-	-	-	-	-	251,160,000.00	11,316,000,000.00	-	-
Total		-	-	-	-	-	331,160,000.00	11,316,000,000.00	-	-
M.3. Cagayan Economic Zone Authority										
General Administration and Support	1000000000000000	-	-	-	-	-	-	-	-	-
Support to Operations	2000000000000000	-	-	-	-	-	-	-	-	-
Operations	3000000000000000	-	-	-	-	-	136,317,000.00	126,712,000.00	-	-
* Ecozone Development Program	3101000000000000	-	-	-	-	-	136,317,000.00	126,712,000.00	-	-
Total		-	-	-	-	-	136,317,000.00	126,712,000.00	-	-
M.4. Credit Information Corporation										
General Administration and Support	1000000000000000	5,412,000.00	16,236,000.00	-	-	21,648,000.00	30,000,000.00	-	-	-
Support to Operations	2000000000000000	-	-	-	-	-	-	-	-	-
Operations	3000000000000000	-	-	-	-	-	-	-	-	-
	3101000000000000	-	-	-	-	-	-	-	-	-
Total		5,412,000.00	16,236,000.00	-	-	21,648,000.00	30,000,000.00	-	-	-
M.5. Cultural Center of the Philippines										
General Administration and Support	1000000000000000	78,253,000.00	78,255,000.00	-	-	156,508,000.00	-	7,912,000.00	-	-
Support to Operations	2000000000000000	-	-	-	-	-	-	-	-	-
Operations	3000000000000000	-	-	-	-	-	95,000,000.00	148,595,000.00	-	-

**CY 2020 STATEMENT OF APPROPRIATIONS,
ALLOTMENTS, OBLIGATIONS, DISBURSEMENTS AND
BALANCES BY OBJECT OF EXPENDITURES
(SAAODBOE)**
As of June 30, 2020

Department : **Department of Finance**
 Agency : **BUREAU OF THE TREASURY**
 Operating Unit : **BTr NG OVERSIGHT**
 Organization Code : **11-005-00-00000**
 Funding Source : **Fund Cluster 01 RA Fund
Fund Cluster 02 - FAP Fund
Fund Cluster 03 - FAP Fund**

X	New General Appropriations
X	Continuing Appropriations
X	Automatic Appropriations
X	Unprogrammed Funds

PARTICULARS	UACS CODE	CURRENT YEAR DISBURSEMENTS					BALANCES			
		1st Quarter	2nd Quarter	3rd Quarter	4th Quarter	TOTAL	Unreleased Appropriations	Unobligated Allotments	Unpaid Obligations	
									(15-20)	(23+24)
									Due and Demandable	Not Yet Due and Demandable
1	2	16	17	18	19	20 = 16:19	21=5-10	22=10-15	23	24
Philippine Arts and Culture Promotion and Development Program	3101000000000000					-	95,000,000.00	148,595,000.00	-	
Total		78,253,000.00	78,255,000.00	-	-	156,508,000.00	95,000,000.00	156,507,000.00	-	-
M.6. Development Academy of the Philippines										
General Administration and Support	1000000000000000					-	-	-	-	
Support to Operations	2000000000000000					-	-	-	-	
Operations	3000000000000000	-	62,400,000.00	-	-	62,400,000.00	107,222,000.00	299,592,000.00	-	-
Education and Training Program	3101000000000000		62,400,000.00			62,400,000.00	83,476,000.00	148,896,000.00	-	
Reserch and Technical Assistance on Public Sector Productivity Program	3102000000000000					-	23,746,000.00	150,696,000.00	-	
Total		-	62,400,000.00	-	-	62,400,000.00	107,222,000.00	299,592,000.00	-	-
M.7. Home Guaranty Corporation										
General Administration and Support	1000000000000000					-	-	-	-	
Support to Operations	2000000000000000					-	-	-	-	
Operations	3000000000000000	-	-	-	-	-	500,000,000.00	-	-	-
* Credit Guaranty Program on Housing Loans	3101000000000000					-	500,000,000.00	-	-	
Total		-	-	-	-	-	500,000,000.00	-	-	-
M.8. National Irrigation Administration										
General Administration and Support	1000000000000000	8,496,034,000.00	1,094,470,000.00			9,590,504,000.00	-	-	-	
Support to Operations	2000000000000000		1,068,887,000.00			1,068,887,000.00	-	-	-	
Operations	3000000000000000	340,205,000.00	6,832,836,000.00	-	-	7,173,041,000.00	-	18,444,857,000.00	-	-
Irrigation System Restoration Program	3101000000000000		6,737,345,000.00			6,737,345,000.00	-	3,052,894,000.00	-	
Irrigation Systems Development Program	3102000000000000	340,205,000.00	95,491,000.00			435,696,000.00	-	15,391,963,000.00	-	
Total		8,836,239,000.00	8,996,193,000.00	-	-	17,832,432,000.00	-	18,444,857,000.00	-	-
M.9. Philippine Center for Economic Development										
General Administration and Support	1000000000000000	7,698,000.00	7,698,000.00			15,396,000.00	8,410,000.00	1,243,000.00	-	

CY 2020 STATEMENT OF APPROPRIATIONS,
ALLOTMENTS, OBLIGATIONS, DISBURSEMENTS AND
BALANCES BY OBJECT OF EXPENDITURES
(SAAODBOE)

As of June 30, 2020

Department : Department of Finance
Agency : BUREAU OF THE TREASURY
Operating Unit : BTr NG OVERSIGHT
Organization Code : 11-005-00-00000
Funding Source : Fund Cluster 01 RA Fund
Fund Cluster 02 - FAP Fund
Fund Cluster 03 - FAP Fund

FAR No. 1A_BTr NG OVERSIGHT_BSGC

X	New General Appropriations
X	Continuing Appropriations
X	Automatic Appropriations
X	Unprogrammed Funds

PARTICULARS	UACS CODE	CURRENT YEAR DISBURSEMENTS					BALANCES			
		1st Quarter	2nd Quarter	3rd Quarter	4th Quarter	TOTAL	Unreleased Appropriations	Unobligated Allotments	Unpaid Obligations	
									(15-20)	(23+24)
1	2	16	17	18	19	20 = 16:19	21=5-10	22=10-15	Due and Demandable	Not Yet Due and Demandable
Support to Operations	2000000000000000					-	-	-	-	-
Operations	3000000000000000	-	-	-	-	-	10,000,000.00	14,152,000.00	-	-
Teaching and Resrch Program	3101000000000000					-	10,000,000.00	14,152,000.00	-	-
Total		7,698,000.00	7,698,000.00	-	-	15,396,000.00	18,410,000.00	15,395,000.00	-	-
M.10. Philippine Postal Corporation										
General Administration and Support	1000000000000000					-	-	-	-	-
Support to Operations	2000000000000000					-	-	-	-	-
Operations	3000000000000000	-	-	-	-	-	500,256,000.00	-	-	-
Postal Service Program	3101000000000000					-	500,256,000.00	-	-	-
Total		-	-	-	-	-	500,256,000.00	-	-	-
M.11. Southern Philippines Development Authority										
General Administration and Support	1000000000000000	18,894,000.00	25,192,000.00			44,086,000.00	20,000,000.00	31,488,000.00	-	-
Support to Operations	2000000000000000					-	-	-	-	-
Operations	3000000000000000	-	-	-	-	-	-	-	-	-
	3101000000000000					-	-	-	-	-
Total		18,894,000.00	25,192,000.00	-	-	44,086,000.00	20,000,000.00	31,488,000.00	-	-
M.12. Subic Bay Metropolitan Authority										
General Administration and Support	1000000000000000					-	-	-	-	-
Support to Operations	2000000000000000					-	-	-	-	-
Operations	3000000000000000	-	-	-	-	-	793,668,000.00	-	-	-
Ecozone Development Program	3101000000000000					-	793,668,000.00	-	-	-
Total		-	-	-	-	-	793,668,000.00	-	-	-
M.13. Zamboanga City Special Economic Zone Authority										
General Administration and Support	1000000000000000	11,436,000.00	11,436,000.00			22,872,000.00	-	22,870,000.00	-	-
Support to Operations	2000000000000000					-	-	-	-	-

CY 2020 STATEMENT OF APPROPRIATIONS,
ALLOTMENTS, OBLIGATIONS, DISBURSEMENTS AND
BALANCES BY OBJECT OF EXPENDITURES
(SAAODBOE)

As of June 30, 2020

Department : Department of Finance
Agency : BUREAU OF THE TREASURY
Operating Unit : BTr NG OVERSIGHT
Organization Code : 11-005-00-00000
Funding Source : Fund Cluster 01 RA Fund
Fund Cluster 02 - FAP Fund
Fund Cluster 03 - FAP Fund

FAR No. 1A_BTr NG OVERSIGHT_BSGC

X	New General Appropriations
X	Continuing Appropriations
X	Automatic Appropriations
X	Unprogrammed Funds

PARTICULARS	UACS CODE	CURRENT YEAR DISBURSEMENTS					BALANCES			
		1st Quarter	2nd Quarter	3rd Quarter	4th Quarter	TOTAL	Unreleased Appropriations	Unobligated Allotments	Unpaid Obligations	
									(15-20)	(23+24)
									Due and Demandable	Not Yet Due and Demandable
1	2	16	17	18	19	20 = 16:19	21=5-10	22=10-15	23	24
Operations	3000000000000000	-	-	-	-	-	352,497,000.00	-	-	-
* Ecozone Development Program	3101000000000000	-	-	-	-	-	352,497,000.00	-	-	-
Total		11,436,000.00	11,436,000.00	-	-	22,872,000.00	352,497,000.00	22,870,000.00	-	-
Total, Other Executive Offices		8,957,932,000.00	9,197,410,000.00	-	-	18,155,342,000.00	2,964,530,000.00	30,708,311,000.00	-	-
N. BUDGETARY SUPPORT TO GOVERNMENT CORPORATIONS - OTHERS										
General Administration and Support		-	-	-	-	-	-	-	-	-
Support to Operations		-	-	-	-	-	-	-	-	-
Operations		-	-	-	-	-	-	-	-	-
Total		-	-	-	-	-	-	-	-	-
Total, BSGC - Others		-	-	-	-	-	-	-	-	-
SUB - TOTAL, BUDGETARY SUPPORT TO GOVERNMENT CORPORATIONS (BSGC)		14,666,943,196.00	42,046,020,040.00	-	-	56,712,963,236.00	79,630,788,687.00	59,613,419,077.00	-	-
SUB - TOTAL, NEW GENERAL APPROPRIATIONS		14,666,943,196.00	42,046,020,040.00	-	-	56,712,963,236.00	79,630,788,687.00	59,613,419,077.00	-	-

A.2 CONTINUING APPROPRIATIONS
A.2. BUDGETARY SUPPORT TO GOVERNMENT CORPORATIONS

D. DEPARTMENT OF HEALTH										
D.4. Philippine Health Insurance Corporation										
General Administration and Support	1000000000000000	-	-	-	-	-	-	-	-	-
Support to Operations	2000000000000000	-	-	-	-	-	-	-	-	-
Operations	3000000000000000	-	-	-	-	-	-	-	-	-
National Health Insurance Program	3101000000000000	-	-	-	-	-	-	-	-	-
Total		-	-	-	-	-	-	-	-	-

CY 2020 STATEMENT OF APPROPRIATIONS,
ALLOTMENTS, OBLIGATIONS, DISBURSEMENTS AND
BALANCES BY OBJECT OF EXPENDITURES
(SAAODBOE)
As of June 30, 2020

Department : Department of Finance
Agency : BUREAU OF THE TREASURY
Operating Unit : BTr NG OVERSIGHT
Organization Code : 11-005-00-00000
Funding Source : Fund Cluster 01 RA Fund
Fund Cluster 02 - FAP Fund
Fund Cluster 03 - FAP Fund

FAR No. 1A_BTr NG OVERSIGHT_BSGC

X	New General Appropriations
X	Continuing Appropriations
X	Automatic Appropriations
X	Unprogrammed Funds

PARTICULARS	UACS CODE	CURRENT YEAR DISBURSEMENTS					BALANCES			
		1st Quarter	2nd Quarter	3rd Quarter	4th Quarter	TOTAL	Unreleased Appropriations	Unobligated Allotments	Unpaid Obligations	
									(15-20)	(23+24)
									Due and Demandable	Not Yet Due and Demandable
1	2	16	17	18	19	20 = 16:19	21=5-10	22=10-15	23	24
K. OTHER EXECUTIVE OFFICES							-	-	-	-
K.2. Bases Conversion Development Authority										
General Administration and Support	1000000000000000					-	-	-	-	-
Support to Operations	2000000000000000		9,125,203.00			9,125,203.00	-	-	-	-
Operations	3000000000000000	-	-	-	-	-	-	-	-	-
Infrastructure Development Program	3101000000000000					-	-	-	-	-
Total		-	9,125,203.00	-	-	9,125,203.00	-	-	-	-
K.5. Cultural Center of the Philippines							-	-	-	-
General Administration and Support	1000000000000000					-	-	-	-	-
Support to Operations	2000000000000000					-	-	-	-	-
Operations	3000000000000000	-	-	-	-	-	-	-	-	-
Philippine Arts and Culture Promotion and Development Program	3101000000000000					-	-	-	-	-
Total		-	-	-	-	-	-	-	-	-
K.9. National Housing Authority							-	-	-	-
General Administration and Support	1000000000000000					-	-	-	-	-
Support to Operations	2000000000000000					-	-	-	-	-
Operations	3000000000000000	-	-	-	-	-	-	-	-	-
Comprehensive and Integrated Housing Program	3101000000000000					-	-	-	-	-
Housing Program for Calamity Victims-Permanent Housing	3102000000000000					-	-	-	-	-
Total		-	-	-	-	-	-	-	-	-
Total, Other Executive Offices		-	9,125,203.00	-	-	9,125,203.00	-	-	-	-
SUB - TOTAL, CONTINUING APPROPRIATIONS		-	9,125,203.00	-	-	9,125,203.00	-	-	-	-
TOTAL, NEW GENERAL APPROPRIATIONS		14,666,943,196.00	42,055,145,243.00	-	-	56,722,088,439.00	79,630,788,687.00	59,613,419,077.00	-	-

CY 2020 STATEMENT OF APPROPRIATIONS,
ALLOTMENTS, OBLIGATIONS, DISBURSEMENTS AND
BALANCES BY OBJECT OF EXPENDITURES
(SAAODBOE)
As of June 30, 2020

Department : Department of Finance
Agency : BUREAU OF THE TREASURY
Operating Unit : BTr NG OVERSIGHT
Organization Code : 11-005-00-00000
Funding Source : Fund Cluster 01 RA Fund
Fund Cluster 02 - FAP Fund
Fund Cluster 03 - FAP Fund

FAR No. 1A_BTr NG OVERSIGHT_BSGC

X	New General Appropriations
X	Continuing Appropriations
X	Automatic Appropriations
X	Unprogrammed Funds

PARTICULARS	UACS CODE	CURRENT YEAR DISBURSEMENTS					BALANCES			
		1st Quarter	2nd Quarter	3rd Quarter	4th Quarter	TOTAL	Unreleased Appropriations	Unobligated Allotments	Unpaid Obligations	
									(15-20)	(23+24)
									Due and Demandable	Not Yet Due and Demandable
1	2	16	17	18	19	20 = 16:19	21=5-10	22=10-15	23	24

B. SPECIAL PURPOSE FUNDS

B.1 Special Purpose Funds

B.1.a FY 2019 RA 11260 - Cont., National
Disaster Risk Reduction and Management Fund
(Calamity Fund) 01 1 02 401

DOE - National Electrification Administration		-	-	-	-	-	-	-	-	-
MOOE	400300000004000					-	-	-	-	
Capital Outlay										
DPWH - Local Water Utilities Administration		-	-	-	-	-	-	766,536,382.00	-	-
MOOE	400300000004000					-	-	766,536,382.00	-	
Capital Outlay						-	-	-	-	
DHSUD - National Housing Authority		-	352,359,000.00	-	-	352,359,000.00	-	2,910,247,461.00	-	-
MOOE	4003000000000000		352,359,000.00			352,359,000.00	-	2,910,247,461.00	-	
Capital Outlay						-	-	-	-	
DOTC - Philippine Ports Authority		-	-	-	-	-	-	2,931,426.00	-	-
MOOE	3101000000000000					-	-	2,931,426.00	-	
Capital Outlay						-	-	-	-	
OEO - National Irrigation Administration		-	-	-	-	-	-	14,819,070.00	-	-
MOOE	400300000004000					-	-	14,819,070.00	-	
Capital Outlay						-	-	-	-	
		-	352,359,000.00	-	-	352,359,000.00	-	3,694,534,339.00	-	-

CY 2020 STATEMENT OF APPROPRIATIONS,
ALLOTMENTS, OBLIGATIONS, DISBURSEMENTS AND
BALANCES BY OBJECT OF EXPENDITURES
(SAAODBOE)

As of June 30, 2020

Department : Department of Finance
Agency : BUREAU OF THE TREASURY
Operating Unit : BTr NG OVERSIGHT
Organization Code : 11-005-00-00000
Funding Source : Fund Cluster 01 RA Fund
Fund Cluster 02 - FAP Fund
Fund Cluster 03 - FAP Fund

FAR No. 1A_BTr NG OVERSIGHT_BSGC

X	New General Appropriations
X	Continuing Appropriations
X	Automatic Appropriations
X	Unprogrammed Funds

PARTICULARS	UACS CODE	CURRENT YEAR DISBURSEMENTS					BALANCES			
		1st Quarter	2nd Quarter	3rd Quarter	4th Quarter	TOTAL	Unreleased Appropriations	Unobligated Allotments	Unpaid Obligations	
									(15-20)	(23+24)
									Due and Demandable	Not Yet Due and Demandable
1	2	16	17	18	19	20 = 16:19	21=5-10	22=10-15	23	24
B.1.b FY 2020 RA 11465 -Current_ National Disaster Risk Reduction and Management Fund (Calamity Fund) 01 1 01 401										
Other Executive Offices										
NIA - National Irrigation Administration	100000100008000					-	-	-	-	
Department of Energy										
NEA - National Electrification Administration	400300000002000					-	-	-	-	
NPC - National Power Corporation						-	-	-	-	
Department of Human Settlements and Urban Development										
NHMF - National Home Mortgage Finance Corporation						-	-	-	-	
NHA - National Housing Authority	400300000004000		2,303,115,711.00			2,303,115,711.00	-	-	-	
SHFC - Social Housing Finance Corporation	400300000004000					-	-	155,750,628.00	-	
		-	2,303,115,711.00	-	-	2,303,115,711.00	-	155,750,628.00	-	-
TOTAL, SPECIAL PURPOSE FUNDS - 2,655,474,711.00 - 2,655,474,711.00 - 3,850,284,967.00 - -										
C. CONTINGENT FUND										
C.1 Contingent Fund 01 1 01 402										
C.1.a FY 2020 RA 11465, Contingent Fund										
Other Executive Offices										
NHA - National Housing Authority	310100000000000					-	-	-	-	
TOTAL, CONTINGENT FUND - - - - -										

D. BSGC - OTHERS
D.1 BSGC - Others

CY 2020 STATEMENT OF APPROPRIATIONS,
ALLOTMENTS, OBLIGATIONS, DISBURSEMENTS AND
BALANCES BY OBJECT OF EXPENDITURES
(SAAODBOE)

As of June 30, 2020

Department : Department of Finance
Agency : BUREAU OF THE TREASURY
Operating Unit : BTr NG OVERSIGHT
Organization Code : 11-005-00-00000
Funding Source : Fund Cluster 01 RA Fund
Fund Cluster 02 - FAP Fund
Fund Cluster 03 - FAP Fund

FAR No. 1A_BTr NG OVERSIGHT_BSGC

X	New General Appropriations
X	Continuing Appropriations
X	Automatic Appropriations
X	Unprogrammed Funds

PARTICULARS	UACS CODE	CURRENT YEAR DISBURSEMENTS					BALANCES			
		1st Quarter	2nd Quarter	3rd Quarter	4th Quarter	TOTAL	Unreleased Appropriations	Unobligated Allotments	Unpaid Obligations	
									(15-20)	(23+24)
									Due and Demandable	Not Yet Due and Demandable
1	2	16	17	18	19	20 = 16:19	21=5-10	22=10-15	23	24
D.1.a FY 2020 RA 11465 - BSGC - Others	01 1 01 412									
Department of Energy										
NEA - National Electrification Administration	4001850000000000					-	-	-	-	-
Total, BSGC - Others		-	-	-	-	-	-	-	-	-
D.2 BSGC - Others, Continuing										
D.2.a FY 2019 RA 11260 - BSGC - Others, Continuing	01 1 02 412									
Department of Energy										
NEA - National Electrification Administration	4001850000000000					-	-	-	-	-
Total, BSGC - Others, Continuing		-	-	-	-	-	-	-	-	-
TOTAL, BSGC - OTHERS		-	-	-	-	-	-	-	-	-

E. AUTOMATIC APPROPRIATIONS
E.1 Automatic Appropriation 01 1 04 105
E.1.a FY 2020 RA 11465, Auto., Customs Duties and Taxes, including Tax Expenditures
Tax Expenditure Fund
PDIC - Philippine Deposit Insurance Corporation 4016000000000000
GSIS - Government Service Insurance System
Department of Agriculture
NDA - National Dairy Authority
NFA - National Food Authority 4016000000000000
PCA - Philippine Coconut Authority
PCIC - Philippine Crop Insurance Corporation

CY 2020 STATEMENT OF APPROPRIATIONS,
ALLOTMENTS, OBLIGATIONS, DISBURSEMENTS AND
BALANCES BY OBJECT OF EXPENDITURES
(SAAODBOE)

As of June 30, 2020

Department : Department of Finance
Agency : BUREAU OF THE TREASURY
Operating Unit : BTr NG OVERSIGHT
Organization Code : 11-005-00-00000
Funding Source : Fund Cluster 01 RA Fund
Fund Cluster 02 - FAP Fund
Fund Cluster 03 - FAP Fund

FAR No. 1A_BTr NG OVERSIGHT_BSGC

X	New General Appropriations
X	Continuing Appropriations
X	Automatic Appropriations
X	Unprogrammed Funds

PARTICULARS	UACS CODE	CURRENT YEAR DISBURSEMENTS					BALANCES			
		1st Quarter	2nd Quarter	3rd Quarter	4th Quarter	TOTAL	Unreleased Appropriations	Unobligated Allotments	Unpaid Obligations	
									(15-20)	(23+24)
									Due and Demandable	Not Yet Due and Demandable
1	2	16	17	18	19	20 = 16:19	21=5-10	22=10-15	23	24

PFDA - Philippine Fisheries Development Authority
PRRI - Philippine Rice Research Institute
SRA - Sugar Regulatory Administration

Department of Energy
NEA - National Electrification Administration 401600000000000

- - - - -
- - - - -

SUB - TOTAL, AUTOMATIC APPROPRIATIONS

- - - - - - - - - -

E.2 Automatic Appropriation
E.2.a FY 2020 RA 11465, SPECIAL ACCOUNT -
LOCALLY FUNDED/DOMESTIC GRANTS - Military 03 1 04 107
Camps Sales Proceeds

Department of Health
PHIC - Philippine Health Insurance Corporation 310100000000000

- - - - -

SUB - TOTAL,Auto., Military Camps Sales Proceeds

- - - - - - - - - -

TOTAL, AUTOMATIC APPROPRIATION

- - - - - - - - - -

F. UNPROGRAMMED FUND 05

F.1 Unprogrammed Fund
F.1.a Regular Agency Fund, Unprogrammed
Appropriations, Support to Infrastructure Projects
and Social Programs 01 1 05 422

Small Business Subsidy Measure
SSS - Social Security System 409901000000000

51,000,000,000.00 51,000,000,000.00

- - - - -

Total, Unprogrammed Fund - SIPSP

- 51,000,000,000.00 - - 51,000,000,000.00

- - - - -

CY 2020 STATEMENT OF APPROPRIATIONS,
ALLOTMENTS, OBLIGATIONS, DISBURSEMENTS AND
BALANCES BY OBJECT OF EXPENDITURES
(SAAODBOE)

As of June 30, 2020

Department : Department of Finance
Agency : BUREAU OF THE TREASURY
Operating Unit : BTr NG OVERSIGHT
Organization Code : 11-005-00-00000
Funding Source : Fund Cluster 01 RA Fund
Fund Cluster 02 - FAP Fund
Fund Cluster 03 - FAP Fund

FAR No. 1A_BTr NG OVERSIGHT_BSGC

X	New General Appropriations
X	Continuing Appropriations
X	Automatic Appropriations
X	Unprogrammed Funds

PARTICULARS	UACS CODE	CURRENT YEAR DISBURSEMENTS					BALANCES			
		1st Quarter	2nd Quarter	3rd Quarter	4th Quarter	TOTAL	Unreleased Appropriations	Unobligated Allotments	Unpaid Obligations	
									(15-20)	(23+24)
									Due and Demandable	Not Yet Due and Demandable
1	2	16	17	18	19	20 = 16:19	21=5-10	22=10-15	23	24

F.2 Unprogrammed Fund

F.2.a FY 2020 RA 11465, Unprogrammed Fund - BSGC 01 1 05 427

Department of Energy										
NEA - National Electrification Administration	409901000000000	10,869,482,000.00				10,869,482,000.00	-	-	-	-
Department of Transportation and Communications										
LRTA - Light Rail Transit authority	100000100001000	10,330,518,000.00				10,330,518,000.00	-	-	-	-
Department of Agriculture										
NFA - National Food Authority	310100000000000		30,650,000,000.00			30,650,000,000.00	-	-	-	-
Total, Unprogrammed Fund - BSGC		21,200,000,000.00	30,650,000,000.00	-	-	51,850,000,000.00	-	-	-	-

F.3 Unprogrammed Fund

F.3.a FY 2020 RA 11465, Unprogrammed Fund - Support to Foreign-Assisted Projects 01 1 05 428

Department of Agriculture										
NDA - National Dairy Authority	310100000000000					-	-	375,678,000.00	-	-
Other Executive Order										
NIA - National Irrigation Administration	310200000000000					-	-	-	-	-
Total, BSGC - Unprogrammed Fund - Support to Foreign-Assisted Projects		-	-	-	-	-	-	375,678,000.00	-	-
TOTAL, UNPROGRAMMED FUNDS		21,200,000,000.00	81,650,000,000.00	-	-	102,850,000,000.00	-	375,678,000.00	-	-
GRAND TOTAL		35,866,943,196.00	126,380,619,954.00	-	-	162,227,563,150.00	79,630,788,687.00	63,839,382,044.00	-	-

CY 2020 STATEMENT OF APPROPRIATIONS,
ALLOTMENTS, OBLIGATIONS, DISBURSEMENTS AND
BALANCES BY OBJECT OF EXPENDITURES
(SAAODBOE)
As of June 30, 2020

Department : Department of Finance
Agency : BUREAU OF THE TREASURY
Operating Unit : BTr NG OVERSIGHT
Organization Code : 11-005-00-00000
Funding Source : Fund Cluster 01 RA Fund
Fund Cluster 02 - FAP Fund
Fund Cluster 03 - FAP Fund


FAR No. 1A_BTr NG OVERSIGHT_BSGC

X	New General Appropriations
X	Continuing Appropriations
X	Automatic Appropriations
X	Unprogrammed Funds

PARTICULARS	UACS CODE	CURRENT YEAR DISBURSEMENTS			BALANCES			
					Unreleased Appropriations	Unobligated Allotments	Unpaid Obligations	
		3rd Quarter	4th Quarter	TOTAL			(15-20)	(23+24)
							Due and Demandable	Not Yet Due and Demandable
1	2	18	19	20 = 16:19	21=5-10	22=10-15	23	24

Certified correct:



CYNTHIA C. AGBIN
OIC, Bureau Budget Division


AVELINA H. ZUMARRAGA
CTOO II, Miscellaneous Accounts Accounting Division

Recommended by:


MARITES B. MASARAP
Director III, Accounting Service

Approved by:


SHARON P. ALMANZA, CESO II
Deputy Treasurer of the Philippines