


CY 2020 STATEMENT OF APPROPRIATIONS,  
ALLOTMENTS, OBLIGATIONS, DISBURSEMENTS AND  
BALANCES (SAAODB)

As of September 30, 2020

Department : Department of Finance  
Agency : BUREAU OF THE TREASURY  
Operating Unit : BTr NG OVERSIGHT  
Organization Code : 11-005-00-00000  
Funding Source : Fund Cluster 01\_RA Fund  
Fund Cluster 02\_FAP Fund  
Fund Cluster 03\_FAP Fund



FAR No. 1\_BTr NG OVERSIGHT\_BSGC

X	New General Appropriations
X	Continuing Appropriations
X	Automatic Appropriations
X	Unprogrammed Funds

PARTICULARS	UACS CODE	APPROPRIATIONS			ALLOTMENTS					CURRENT YEAR OBLIGATIONS				
		Authorized Appropriation	Adjustments	Adjusted Appropriation	Allotments received	Adjustments	Transfer To	Transfer From	Adjusted Total Allotments	1st Quarter	2nd Quarter	3rd Quarter	4th Quarter	TOTAL
1	2	3	4	5=3+4	6	7	8	9	10=6+7-8+9	11	12	13	14	15=11:14
A. NEW GENERAL APPROPRIATIONS			-	-	-				-					-
A.1 BUDGETARY SUPPORT TO GOVERNMENT CORPORATIONS														
Regular Agency Fund (01)														
A.1.a FY 2020 RA 11465, Budgetary Support to Government Corporations	01 1 01 277													
Maintenance and Other Operating Expenses	50200000 00	192,045,604,000.00	(4,565,290,799.00)	187,480,313,201.00	124,484,119,930.00	(4,565,290,799.00)			119,918,829,131.00	14,324,738,196.00	41,946,597,040.00	15,800,583,919.00		72,071,919,155.00
Capital Outlay	50600000 00	-	-	-					-					-
Total		192,045,604,000.00	(4,565,290,799.00)	187,480,313,201.00	124,484,119,930.00	(4,565,290,799.00)	-	-	119,918,829,131.00	14,324,738,196.00	41,946,597,040.00	15,800,583,919.00	-	72,071,919,155.00
A.1.b FY 2020 RA 11465, Equity Contribution	01 1 01 276													
Maintenance and Other Operating Expenses	50200000 00		-	-					-					-
Capital Outlay	50600000 00	1,610,416,000.00	(91,213,465.00)	1,519,202,535.00	605,710,000.00	(91,213,465.00)			514,496,535.00			30,466,661.00		30,466,661.00
Total		1,610,416,000.00	(91,213,465.00)	1,519,202,535.00	605,710,000.00	(91,213,465.00)	-	-	514,496,535.00	-	-	30,466,661.00	-	30,466,661.00
Total, Regular Agency Fund		193,656,020,000.00	(4,656,504,264.00)	188,999,515,736.00	125,089,829,930.00	(4,656,504,264.00)	-	-	120,433,325,666.00	14,324,738,196.00	41,946,597,040.00	15,831,050,580.00	-	72,102,385,816.00
Foreign - Assisted Projects Fund (02)														
A.1.c FY 2020 RA 11465, Foreign Assisted Projects Fund - GoP Counterpart Funds	02 1 01 151													
Maintenance and Other Operating Expenses	50200000 00	634,674,000.00	-	634,674,000.00	634,674,000.00				634,674,000.00	342,205,000.00	99,423,000.00	97,509,000.00		539,137,000.00
Capital Outlay	50600000 00		-	-					-					-
Total		634,674,000.00	-	634,674,000.00	634,674,000.00	-	-	-	634,674,000.00	342,205,000.00	99,423,000.00	97,509,000.00	-	539,137,000.00
A.1.d FY 2020 RA 11465, Foreign Assisted Projects Fund - China	02 1 01 157													
Maintenance and Other Operating Expenses	50200000 00	1,091,477,000.00	-	1,091,477,000.00	1,091,477,000.00				1,091,477,000.00					-
Capital Outlay	50600000 00		-	-					-					-
Total		1,091,477,000.00	-	1,091,477,000.00	1,091,477,000.00	-	-	-	1,091,477,000.00	-	-	-	-	-

CY 2020 STATEMENT OF APPROPRIATIONS,  
ALLOTMENTS, OBLIGATIONS, DISBURSEMENTS AND  
BALANCES (SAAODB)

As of September 30, 2020

Department : Department of Finance  
Agency : BUREAU OF THE TREASURY  
Operating Unit : BTr NG OVERSIGHT  
Organization Code : 11-005-00-00000  
Funding Source : Fund Cluster 01\_RA Fund  
Fund Cluster 02\_FAP Fund  
Fund Cluster 03\_FAP Fund

FAR No. 1\_BTr NG OVERSIGHT\_BSGC

X	New General Appropriations
X	Continuing Appropriations
X	Automatic Appropriations
X	Unprogrammed Funds

PARTICULARS	UACS CODE	APPROPRIATIONS			ALLOTMENTS					CURRENT YEAR OBLIGATIONS				
		Authorized Appropriation	Adjustments	Adjusted Appropriation	Allotments received	Adjustments	Transfer To	Transfer From	Adjusted Total Allotments	1st Quarter	2nd Quarter	3rd Quarter	4th Quarter	TOTAL
A.1.e FY 2020 RA 11465, Foreign Assisted Projects Fund - Korea	02 1 01 168													
	50200000 00	575,000,000.00	-	575,000,000.00	575,000,000.00				575,000,000.00					-
	50600000 00		-	-					-					-
		575,000,000.00	-	575,000,000.00	575,000,000.00	-	-	-	575,000,000.00	-	-	-	-	-
A.1.f FY 2020 RA 11465, Foreign Assisted Projects Fund - United States	02 1 01 177													
	50200000 00		-	-					-					-
	50600000 00		-	-					-					-
		-	-	-	-	-	-	-	-	-	-	-	-	-
Total, Foreign Assisted Projects Funds		1,726,151,000.00	-	1,726,151,000.00	1,726,151,000.00	-	-	-	1,726,151,000.00	342,205,000.00	99,423,000.00	97,509,000.00	-	539,137,000.00
SUB - TOTAL, BUDGETARY SUPPORT TO GOCC		195,957,171,000.00	(4,656,504,264.00)	191,300,666,736.00	127,390,980,930.00	(4,656,504,264.00)	-	-	122,734,476,666.00	14,666,943,196.00	42,046,020,040.00	15,928,559,580.00	-	72,641,522,816.00
Maintenance and Other Operating Expenses		194,346,755,000.00	(4,565,290,799.00)	189,781,464,201.00	126,785,270,930.00	(4,565,290,799.00)	-	-	122,219,980,131.00	14,666,943,196.00	42,046,020,040.00	15,898,092,919.00	-	72,611,056,155.00
Capital Outlay		1,610,416,000.00	(91,213,465.00)	1,519,202,535.00	605,710,000.00	(91,213,465.00)	-	-	514,496,535.00	-	-	30,466,661.00	-	30,466,661.00
A.2 BUDGETARY SUPPORT TO GOVERNMENT CORPORATIONS														
Continuing Appropriation (02)														
A.2.a FY 2019 RA 11260 Continuing, Budgetary Support to Government Corporations	01 1 02 276													
	50200000 00		-	-					-					-
	50600000 00		(25,000,000.00)	(25,000,000.00)		(25,000,000.00)			(25,000,000.00)					-
		-	(25,000,000.00)	(25,000,000.00)	-	(25,000,000.00)	-	-	(25,000,000.00)	-	-	-	-	-
SUB - TOTAL, CONTINUING APPROPRIATION														
A.2.b FY 2019 RA 11260 Continuing, Budgetary Support to Government Corporations	01 1 02 277													
	50200000 00	315,698,828.00	(186,755,350.00)	128,943,478.00	9,125,203.00	(186,755,350.00)			(177,630,147.00)		9,125,203.00			9,125,203.00



CY 2020 STATEMENT OF APPROPRIATIONS,  
ALLOTMENTS, OBLIGATIONS, DISBURSEMENTS AND  
BALANCES (SAAODB)

As of September 30, 2020

Department : Department of Finance  
Agency : BUREAU OF THE TREASURY  
Operating Unit : BTr NG OVERSIGHT  
Organization Code : 11-005-00-00000  
Funding Source : Fund Cluster 01\_RA Fund  
Fund Cluster 02\_FAP Fund  
Fund Cluster 03\_FAP Fund

FAR No. 1\_BTr NG OVERSIGHT\_BSGC

X	New General Appropriations
X	Continuing Appropriations
X	Automatic Appropriations
X	Unprogrammed Funds

PARTICULARS	UACS CODE	APPROPRIATIONS			ALLOTMENTS					CURRENT YEAR OBLIGATIONS				
		Authorized Appropriation	Adjustments	Adjusted Appropriation	Allotments received	Adjustments	Transfer To	Transfer From	Adjusted Total Allotments	1st Quarter	2nd Quarter	3rd Quarter	4th Quarter	TOTAL
Capital Outlay	50600000 00		-	-					-					-
SUB - TOTAL, CONTINUING APPROPRIATION		315,698,828.00	(186,755,350.00)	128,943,478.00	9,125,203.00	(186,755,350.00)	-	-	(177,630,147.00)	-	9,125,203.00	-	-	9,125,203.00
TOTAL, NEW GENERAL APPROPRIATIONS		196,272,869,828.00	(4,868,259,614.00)	191,404,610,214.00	127,400,106,133.00	(4,868,259,614.00)	-	-	122,531,846,519.00	14,666,943,196.00	42,055,145,243.00	15,928,559,580.00	-	72,650,648,019.00
Maintenance and Other Operating Expenses		194,662,453,828.00	(4,752,046,149.00)	189,910,407,679.00	126,794,396,133.00	(4,752,046,149.00)	-	-	122,042,349,984.00	14,666,943,196.00	42,055,145,243.00	15,898,092,919.00	-	72,620,181,358.00
Capital Outlay		1,610,416,000.00	(116,213,465.00)	1,494,202,535.00	605,710,000.00	(116,213,465.00)	-	-	489,496,535.00	-	-	30,466,661.00	-	30,466,661.00
B. SPECIAL PURPOSE FUNDS														
B.1 FY 2019 RA 11260 - Cont., National Disaster Risk Reduction and Management Fund (Calamity Fund)	01 1 02 401													
Maintenance and Other Operating Expenses	50200000 00	4,046,893,339.00	-	4,046,893,339.00	4,046,893,339.00				4,046,893,339.00		352,359,000.00			352,359,000.00
Capital Outlay	50600000 00		-	-					-					-
Total		4,046,893,339.00	-	4,046,893,339.00	4,046,893,339.00	-	-	-	4,046,893,339.00	-	352,359,000.00	-	-	352,359,000.00
B.2 FY 2020 RA 11465 - National Disaster Risk Reduction and Management Fund (Calamity Fund)	01 1 01 401													
Maintenance and Other Operating Expenses	50200000 00	2,504,798,567.00	-	2,504,798,567.00	2,504,798,567.00				2,504,798,567.00		2,303,115,711.00	45,932,228.00		2,349,047,939.00
Capital Outlay	50600000 00		-	-					-					-
Total		2,504,798,567.00	-	2,504,798,567.00	2,504,798,567.00	-	-	-	2,504,798,567.00	-	2,303,115,711.00	45,932,228.00	-	2,349,047,939.00
TOTAL, SPECIAL PURPOSE FUNDS		6,551,691,906.00	-	6,551,691,906.00	6,551,691,906.00	-	-	-	6,551,691,906.00	-	2,655,474,711.00	45,932,228.00	-	2,701,406,939.00
Maintenance and Other Operating Expenses		6,551,691,906.00	-	6,551,691,906.00	6,551,691,906.00	-	-	-	6,551,691,906.00	-	2,655,474,711.00	45,932,228.00	-	2,701,406,939.00
Capital Outlay		-	-	-	-	-	-	-	-	-	-	-	-	-
C. CONTINGENT FUND														
C.1 FY 2020 RA 11465, Contingent Fund	01 1 01 402													
Maintenance and Other Operating Expenses	50200000 00		-	-					-					-
Capital Outlay	50600000 00		-	-					-					-
Total		-	-	-	-	-	-	-	-	-	-	-	-	-
TOTAL, CONTINGENT FUND	-	-	-	-	-	-	-	-	-	-	-	-	-	-

CY 2020 STATEMENT OF APPROPRIATIONS,  
ALLOTMENTS, OBLIGATIONS, DISBURSEMENTS AND  
BALANCES (SAAODB)

As of September 30, 2020

Department : Department of Finance  
Agency : BUREAU OF THE TREASURY  
Operating Unit : BTr NG OVERSIGHT  
Organization Code : 11-005-00-00000  
Funding Source : Fund Cluster 01\_RA Fund  
Fund Cluster 02\_FAP Fund  
Fund Cluster 03\_FAP Fund

FAR No. 1_BTr NG OVERSIGHT_BSGC	
X	New General Appropriations
X	Continuing Appropriations
X	Automatic Appropriations
X	Unprogrammed Funds

PARTICULARS	UACS CODE	APPROPRIATIONS			ALLOTMENTS					CURRENT YEAR OBLIGATIONS				
		Authorized Appropriation	Adjustments	Adjusted Appropriation	Allotments received	Adjustments	Transfer To	Transfer From	Adjusted Total Allotments	1st Quarter	2nd Quarter	3rd Quarter	4th Quarter	TOTAL
Maintenance and Other Operating Expenses		-	-	-	-	-	-	-	-	-	-	-	-	-
Capital Outlay		-	-	-	-	-	-	-	-	-	-	-	-	-
D. BSGC - OTHERS														
D.1 FY 2020 RA 11465 - BSGC - Others	01 1 01 412													
Maintenance and Other Operating Expenses	50200000 00		-	-					-					-
Capital Outlay	50600000 00		-	-					-					-
Total		-	-	-	-	-	-	-	-	-	-	-	-	-
D.2 FY 2019 RA 11260 - BSGC - Others, Continuing Appropriation	01 1 02 412													
Maintenance and Other Operating Expenses	50200000 00		-	-					-					-
Capital Outlay	50600000 00		-	-					-					-
Total		-	-	-	-	-	-	-	-	-	-	-	-	-
.. BSGC - OTHERS		-	-	-	-	-	-	-	-	-	-	-	-	-
Maintenance and Other Operating Expenses		-	-	-	-	-	-	-	-	-	-	-	-	-
Capital Outlay		-	-	-	-	-	-	-	-	-	-	-	-	-
E. AUTOMATIC APPROPRIATIONS														
E.1 FY 2020 RA 11465, Auto., Customs duties and taxes, including tax expenditures	01 1 04 105													
Maintenance and Other Operating Expenses	50200000 00	3,254,873,966.00	-	3,254,873,966.00	3,254,873,966.00				3,254,873,966.00			3,254,873,966.00		3,254,873,966.00
Capital Outlay	50600000 00		-	-					-					-
Total		3,254,873,966.00	-	3,254,873,966.00	3,254,873,966.00	-	-	-	3,254,873,966.00	-	-	3,254,873,966.00	-	3,254,873,966.00
E.2 FY 2020 RA 11465, SPECIAL ACCOUNT - LOCALLY FUNDED/DOMESTIC GRANTS, Automatic Appropriations - Military Camps Sales Proceeds	03 1 04 107													
Maintenance and Other Operating Expenses	50200000 00		-	-					-					-
Capital Outlay	50600000 00		-	-					-					-



CY 2020 STATEMENT OF APPROPRIATIONS,  
ALLOTMENTS, OBLIGATIONS, DISBURSEMENTS AND  
BALANCES (SAAODB)

As of September 30, 2020

Department : Department of Finance  
Agency : BUREAU OF THE TREASURY  
Operating Unit : BTr NG OVERSIGHT  
Organization Code : 11-005-00-00000  
Funding Source : Fund Cluster 01\_RA Fund  
Fund Cluster 02\_FAP Fund  
Fund Cluster 03\_FAP Fund

FAR No. 1\_BTr NG OVERSIGHT\_BSGC

X	New General Appropriations
X	Continuing Appropriations
X	Automatic Appropriations
X	Unprogrammed Funds

PARTICULARS	UACS CODE	APPROPRIATIONS			ALLOTMENTS					CURRENT YEAR OBLIGATIONS				
		Authorized Appropriation	Adjustments	Adjusted Appropriation	Allotments received	Adjustments	Transfer To	Transfer From	Adjusted Total Allotments	1st Quarter	2nd Quarter	3rd Quarter	4th Quarter	TOTAL
Total		-	-	-	-	-	-	-	-	-	-	-	-	-
TOTAL, AUTOMATIC APPROPRIATIONS	-	3,254,873,966.00	-	3,254,873,966.00	3,254,873,966.00	-	-	-	3,254,873,966.00	-	-	3,254,873,966.00	-	3,254,873,966.00
Maintenance and Other Operating Expenses		3,254,873,966.00	-	3,254,873,966.00	3,254,873,966.00	-	-	-	3,254,873,966.00	-	-	3,254,873,966.00	-	3,254,873,966.00
Capital Outlay		-	-	-	-	-	-	-	-	-	-	-	-	-
F. UNPROGRAMMMED FUND														
F.1 Regular Agency Fund, Unprogrammed Appropriations, Support to Infrastructure Projects and Social Programs	01 1 05 422													
Maintenance and Other Operating Expenses	50200000 00	51,000,000,000.00	-	51,000,000,000.00	51,000,000,000.00				51,000,000,000.00		51,000,000,000.00			51,000,000,000.00
Capital Outlay	50600000 00		-	-					-					-
Total		51,000,000,000.00	-	51,000,000,000.00	51,000,000,000.00	-	-	-	51,000,000,000.00	-	51,000,000,000.00	-	-	51,000,000,000.00
F.2 FY 2020 RA 11465, Unprogrammed Fund - BSGC	01 1 05 427													
Maintenance and Other Operating Expenses	50200000 00	51,850,000,000.00	-	51,850,000,000.00	51,850,000,000.00				51,850,000,000.00	21,200,000,000.00	30,650,000,000.00			51,850,000,000.00
Capital Outlay	50600000 00		-	-					-					-
Total		51,850,000,000.00	-	51,850,000,000.00	51,850,000,000.00	-	-	-	51,850,000,000.00	21,200,000,000.00	30,650,000,000.00	-	-	51,850,000,000.00
F.3 FY 2020 RA 11465, Unprogrammed Fund - Support to Foreign-Assisted Projects	01 1 05 428													
Maintenance and Other Operating Expenses	50200000 00	375,678,000.00	-	375,678,000.00	375,678,000.00				375,678,000.00					-
Capital Outlay	50600000 00		-	-					-					-
Total		375,678,000.00	-	375,678,000.00	375,678,000.00	-	-	-	375,678,000.00	-	-	-	-	-
TOTAL, UNPROGRAMMED FUND	-	103,225,678,000.00	-	103,225,678,000.00	103,225,678,000.00	-	-	-	103,225,678,000.00	21,200,000,000.00	81,650,000,000.00	-	-	102,850,000,000.00
Maintenance and Other Operating Expenses		103,225,678,000.00	-	103,225,678,000.00	103,225,678,000.00	-	-	-	103,225,678,000.00	21,200,000,000.00	81,650,000,000.00	-	-	102,850,000,000.00
Capital Outlay		-	-	-	-	-	-	-	-	-	-	-	-	-
GRAND TOTAL		309,305,113,700.00	(4,868,259,614.00)	304,436,854,086.00	240,432,350,005.00	(4,868,259,614.00)	-	-	235,564,090,391.00	35,866,943,196.00	126,360,619,954.00	19,229,365,774.00	-	181,456,928,924.00
Maintenance and Other Operating Expenses		307,694,697,700.00	(4,752,046,149.00)	302,942,651,551.00	239,826,640,005.00	(4,752,046,149.00)	-	-	235,074,593,856.00	35,866,943,196.00	126,360,619,954.00	19,198,899,113.00	-	181,426,462,263.00
Capital Outlay		1,610,416,000.00	(116,213,465.00)	1,494,202,535.00	605,710,000.00	(116,213,465.00)	-	-	489,496,535.00	-	-	30,466,661.00	-	30,466,661.00

CY 2020 STATEMENT OF APPROPRIATIONS,  
ALLOTMENTS, OBLIGATIONS, DISBURSEMENTS AND  
BALANCES (SAAODB)

As of September 30, 2020

Department : Department of Finance  
Agency : BUREAU OF THE TREASURY  
Operating Unit : BTr NG OVERSIGHT  
Organization Code : 11-005-00-00000  
Funding Source : Fund Cluster 01\_RA Fund  
Fund Cluster 02\_FAP Fund  
Fund Cluster 03\_FAP Fund

FAR No. 1\_BTr NG OVERSIGHT\_BSGC

X	New General Appropriations
X	Continuing Appropriations
X	Automatic Appropriations
X	Unprogrammed Funds

PARTICULARS	UACS CODE	APPROPRIATIONS			ALLOTMENTS					CURRENT YEAR OBLIGATIONS				
		Authorized Appropriation	Adjustments	Adjusted Appropriation	Allotments received	Adjustments	Transfer To	Transfer From	Adjusted Total Allotments	1st Quarter	2nd Quarter	3rd Quarter	4th Quarter	TOTAL
SUMMARY														
A. New General Appropriations														
Regular Agency Fund (01)														
Maintenance and Other Operating Expenses	50200000 00	192,045,604,000.00	(4,565,290,799.00)	187,480,313,201.00	124,484,119,930.00	(4,565,290,799.00)	-	-	119,918,829,131.00	14,324,738,196.00	41,946,597,040.00	15,800,583,919.00	-	72,071,919,155.00
Capital Outlay	50600000 00	1,610,416,000.00	(91,213,465.00)	1,519,202,535.00	605,710,000.00	(91,213,465.00)	-	-	514,496,535.00	-	-	30,466,661.00	-	30,466,661.00
Total		193,656,020,000.00	(4,656,504,264.00)	188,999,515,736.00	125,089,829,930.00	(4,656,504,264.00)	-	-	120,433,325,666.00	14,324,738,196.00	41,946,597,040.00	15,831,050,580.00	-	72,102,385,816.00
Foreign Assisted Projects Fund (02)														
Maintenance and Other Operating Expenses	50200000 00	2,301,151,000.00	-	2,301,151,000.00	2,301,151,000.00	-	-	-	2,301,151,000.00	342,205,000.00	99,423,000.00	97,509,000.00	-	539,137,000.00
Capital Outlay	50600000 00	-	-	-	-	-	-	-	-	-	-	-	-	-
Total		2,301,151,000.00	-	2,301,151,000.00	2,301,151,000.00	-	-	-	2,301,151,000.00	342,205,000.00	99,423,000.00	97,509,000.00	-	539,137,000.00
Continuing Appropriation														
Maintenance and Other Operating Expenses	50200000 00	315,698,828.00	(186,755,350.00)	128,943,478.00	9,125,203.00	(186,755,350.00)	-	-	(177,630,147.00)	-	9,125,203.00	-	-	9,125,203.00
Capital Outlay	50600000 00	-	(25,000,000.00)	(25,000,000.00)	-	(25,000,000.00)	-	-	(25,000,000.00)	-	-	-	-	-
Total		315,698,828.00	(211,755,350.00)	103,943,478.00	9,125,203.00	(211,755,350.00)	-	-	(202,630,147.00)	-	9,125,203.00	-	-	9,125,203.00
Total, New General Appropriation		196,272,869,828.00	(4,868,259,614.00)	191,404,610,214.00	127,400,106,133.00	(4,868,259,614.00)	-	-	122,531,846,519.00	14,666,943,196.00	42,055,145,243.00	15,928,559,580.00	-	72,650,648,019.00
B. Special Purpose Funds														
Maintenance and Other Operating Expenses	50200000 00	6,551,691,906.00	-	6,551,691,906.00	6,551,691,906.00	-	-	-	6,551,691,906.00	-	2,655,474,711.00	45,932,228.00	-	2,701,406,939.00
Capital Outlay	50600000 00	-	-	-	-	-	-	-	-	-	-	-	-	-
Total, Continuing		6,551,691,906.00	-	6,551,691,906.00	6,551,691,906.00	-	-	-	6,551,691,906.00	-	2,655,474,711.00	45,932,228.00	-	2,701,406,939.00
C. Contingent Funds														
Maintenance and Other Operating Expenses	50200000 00	-	-	-	-	-	-	-	-	-	-	-	-	-
Capital Outlay	50600000 00	-	-	-	-	-	-	-	-	-	-	-	-	-
Total, Continuing		-	-	-	-	-	-	-	-	-	-	-	-	-
D. BSGC Others														
Maintenance and Other Operating Expenses	50200000 00	-	-	-	-	-	-	-	-	-	-	-	-	-



CY 2020 STATEMENT OF APPROPRIATIONS,  
ALLOTMENTS, OBLIGATIONS, DISBURSEMENTS AND  
BALANCES (SAAODB)

As of September 30, 2020

Department : Department of Finance  
Agency : BUREAU OF THE TREASURY  
Operating Unit : BTr NG OVERSIGHT  
Organization Code : 11-005-00-00000  
Funding Source : Fund Cluster 01\_RA Fund  
Fund Cluster 02\_FAP Fund  
Fund Cluster 03\_FAP Fund

FAR No. 1\_BTr NG OVERSIGHT\_BSGC

X	New General Appropriations
X	Continuing Appropriations
X	Automatic Appropriations
X	Unprogrammed Funds

PARTICULARS	UACS CODE	APPROPRIATIONS			ALLOTMENTS					CURRENT YEAR OBLIGATIONS				
		Authorized Appropriation	Adjustments	Adjusted Appropriation	Allotments received	Adjustments	Transfer To	Transfer From	Adjusted Total Allotments	1st Quarter	2nd Quarter	3rd Quarter	4th Quarter	TOTAL
Capital Outlay	50600000 00	-	-	-	-	-	-	-	-	-	-	-	-	-
Total, Continuing		-	-	-	-	-	-	-	-	-	-	-	-	-
E. Automatic Appropriations	04													
Maintenance and Other Operating Expenses	50200000 00	3,254,873,966.00	-	3,254,873,966.00	3,254,873,966.00	-	-	-	3,254,873,966.00	-	-	3,254,873,966.00	-	3,254,873,966.00
Capital Outlay	50600000 00	-	-	-	-	-	-	-	-	-	-	-	-	-
Total, Automatic		3,254,873,966.00	-	3,254,873,966.00	3,254,873,966.00	-	-	-	3,254,873,966.00	-	-	3,254,873,966.00	-	3,254,873,966.00
F. Unprogrammed Fund	05													
Maintenance and Other Operating Expenses	50200000 00	103,225,678,000.00	-	103,225,678,000.00	103,225,678,000.00	-	-	-	103,225,678,000.00	21,200,000,000.00	81,650,000,000.00	-	-	102,850,000,000.00
Capital Outlay	50600000 00	-	-	-	-	-	-	-	-	-	-	-	-	-
Total, Automatic		103,225,678,000.00	-	103,225,678,000.00	103,225,678,000.00	-	-	-	103,225,678,000.00	21,200,000,000.00	81,650,000,000.00	-	-	102,850,000,000.00
GRAND TOTAL		309,305,113,700.00	(4,868,259,614.00)	304,436,854,086.00	240,432,350,005.00	(4,868,259,614.00)	-	-	235,564,090,391.00	35,866,943,196.00	126,360,619,954.00	19,229,365,774.00	-	181,456,928,924.00
Maintenance and Other Operating Expenses		307,694,697,700.00	(4,752,046,149.00)	302,942,651,551.00	239,826,640,005.00	(4,752,046,149.00)	-	-	235,074,593,856.00	35,866,943,196.00	126,360,619,954.00	19,198,899,113.00	-	181,426,462,263.00
Capital Outlay		1,610,416,000.00	(116,213,465.00)	1,494,202,535.00	605,710,000.00	(116,213,465.00)	-	-	489,496,535.00	-	-	30,466,661.00	-	30,466,661.00
		-	-	-	-	-	-	-	-	-	-	-	-	-

CY 2020 STATEMENT OF APPROPRIATIONS,  
ALLOTMENTS, OBLIGATIONS, DISBURSEMENTS AND  
BALANCES (SAAODB)

As of September 30, 2020

Department : Department of Finance  
Agency : BUREAU OF THE TREASURY  
Operating Unit : BTr NG OVERSIGHT  
Organization Code : 11-005-00-00000  
Funding Source : Fund Cluster 01\_RA Fund  
Fund Cluster 02\_FAP Fund  
Fund Cluster 03\_FAP Fund

FAR No. 1_BTr NG OVERSIGHT_BSGC	
X	New General Appropriations
X	Continuing Appropriations
X	Automatic Appropriations
X	Unprogrammed Funds

PARTICULARS	UACS CODE	APPROPRIATIONS			ALLOTMENTS					CURRENT YEAR OBLIGATIONS				
		Authorized Appropriation	Adjustments	Adjusted Appropriation	Allotments received	Adjustments	Transfer To	Transfer From	Adjusted Total Allotments	1st Quarter	2nd Quarter	3rd Quarter	4th Quarter	TOTAL



CY 2020 STATEMENT OF APPROPRIATIONS,  
ALLOTMENTS, OBLIGATIONS, DISBURSEMENTS AND  
BALANCES (SAAODB)

As of September 30, 2020

Department : Department of Finance  
Agency : BUREAU OF THE TREASURY  
Operating Unit : BTr NG OVERSIGHT  
Organization Code : 11-005-00-00000  
Funding Source : Fund Cluster 01\_RA Fund  
Fund Cluster 02\_FAP Fund  
Fund Cluster 03\_FAP Fund

FAR No. 1\_BTr NG OVERSIGHT\_BSGC

X	New General Appropriations
X	Continuing Appropriations
X	Automatic Appropriations
X	Unprogrammed Funds

PARTICULARS	UACS CODE	CURRENT YEAR DISBURSEMENTS						BALANCES			
		1st Quarter	2nd Quarter	May - December	3rd Quarter	4th Quarter	TOTAL	Unreleased Appropriations	Unobligated Allotments	Unpaid Obligations	
										(15-20)	(23+24)
										Due and Demandable	Not Yet Due and Demandable
1	2	16	17		18	19	20 = 16:19	21=5-10	22=10-15	23	24
A. NEW GENERAL APPROPRIATIONS							-	-	-	-	
A.1 BUDGETARY SUPPORT TO GOVERNMENT CORPORATIONS											
Regular Agency Fund (01)											
A.1.a FY 2020 RA 11465, Budgetary Support to Government Corporations	01 1 01 277										
Maintenance and Other Operating Expenses	50200000 00	14,324,738,196.00	41,946,597,040.00		15,800,583,919.00		72,071,919,155.00	67,561,484,070.00	47,846,909,976.00	-	
Capital Outlay	50600000 00						-	-	-	-	-
Total		14,324,738,196.00	41,946,597,040.00	-	15,800,583,919.00	-	72,071,919,155.00	67,561,484,070.00	47,846,909,976.00	-	-
A.1.b FY 2020 RA 11465, Equity Contribution	01 1 01 276										
Maintenance and Other Operating Expenses	50200000 00						-	-	-	-	
Capital Outlay	50600000 00				30,466,661.00		30,466,661.00	1,004,706,000.00	484,029,874.00	-	
Total		-	-	-	30,466,661.00	-	30,466,661.00	1,004,706,000.00	484,029,874.00	-	-
Total, Regular Agency Fund		14,324,738,196.00	41,946,597,040.00	-	15,831,050,580.00	-	72,102,385,816.00	68,566,190,070.00	48,330,939,850.00	-	-
Foreign - Assisted Projects Fund (02)											
A.1.c FY 2020 RA 11465, Foreign Assisted Projects Fund - GoP Counterpart Funds	02 1 01 151										
Maintenance and Other Operating Expenses	50200000 00	342,205,000.00	99,423,000.00		97,509,000.00		539,137,000.00	-	95,537,000.00	-	
Capital Outlay	50600000 00						-	-	-	-	
Total		342,205,000.00	99,423,000.00	-	97,509,000.00	-	539,137,000.00	-	95,537,000.00	-	-
A.1.d FY 2020 RA 11465, Foreign Assisted Projects Fund - China	02 1 01 157										
Maintenance and Other Operating Expenses	50200000 00						-	-	1,091,477,000.00	-	
Capital Outlay	50600000 00						-	-	-	-	
Total		-	-	-	-	-	-	-	1,091,477,000.00	-	-

CY 2020 STATEMENT OF APPROPRIATIONS,  
ALLOTMENTS, OBLIGATIONS, DISBURSEMENTS AND  
BALANCES (SAAODB)

As of September 30, 2020

Department : Department of Finance  
Agency : BUREAU OF THE TREASURY  
Operating Unit : BTr NG OVERSIGHT  
Organization Code : 11-005-00-00000  
Funding Source : Fund Cluster 01\_RA Fund  
Fund Cluster 02\_FAP Fund  
Fund Cluster 03\_FAP Fund

FAR No. 1\_BTr NG OVERSIGHT\_BSGC

X	New General Appropriations
X	Continuing Appropriations
X	Automatic Appropriations
X	Unprogrammed Funds

PARTICULARS	UACS CODE	CURRENT YEAR DISBURSEMENTS						BALANCES			
		1st Quarter	2nd Quarter	May - December	3rd Quarter	4th Quarter	TOTAL	Unreleased Appropriations	Unobligated Allotments	Unpaid Obligations	
										(15-20)	(23+24)
										Due and Demandable	Not Yet Due and Demandable
A.1.e FY 2020 RA 11465, Foreign Assisted Projects Fund - Korea	02 1 01 168										
Maintenance and Other Operating Expenses	50200000 00						-	-	575,000,000.00	-	
Capital Outlay	50600000 00						-	-	-	-	
Total		-	-	-	-	-	-	-	575,000,000.00	-	-
A.1.f FY 2020 RA 11465, Foreign Assisted Projects Fund - United States	02 1 01 177										
Maintenance and Other Operating Expenses	50200000 00						-	-	-	-	
Capital Outlay	50600000 00						-	-	-	-	
Total		-	-	-	-	-	-	-	-	-	-
Total, Foreign Assisted Projects Funds		342,205,000.00	99,423,000.00	-	97,509,000.00	-	539,137,000.00	-	1,187,014,000.00	-	-
SUB - TOTAL, BUDGETARY SUPPORT TO GOCC		14,666,943,196.00	42,046,020,040.00	-	15,928,559,580.00	-	72,641,522,816.00	68,566,190,070.00	50,092,953,850.00	-	-
Maintenance and Other Operating Expenses		14,666,943,196.00	42,046,020,040.00	-	15,898,092,919.00	-	72,611,056,155.00	67,561,484,070.00	49,608,923,976.00	-	-
Capital Outlay		-	-	-	30,466,661.00	-	30,466,661.00	1,004,706,000.00	484,029,874.00	-	-
A.2 BUDGETARY SUPPORT TO GOVERNMENT CORPORATIONS											
Continuing Appropriation (02)											
A.2.a FY 2019 RA 11260 Continuing, Budgetary Support to Government Corporations	01 1 02 276										
Maintenance and Other Operating Expenses	50200000 00						-	-	-	-	
Capital Outlay	50600000 00						-	-	(25,000,000.00)	-	
SUB - TOTAL, CONTINUING APPROPRIATION		-	-	-	-	-	-	-	(25,000,000.00)	-	-
A.2.b FY 2019 RA 11260 Continuing, Budgetary Support to Government Corporations	01 1 02 277										
Maintenance and Other Operating Expenses	50200000 00		9,125,203.00				9,125,203.00	306,573,625.00	(186,755,350.00)	-	



CY 2020 STATEMENT OF APPROPRIATIONS,  
ALLOTMENTS, OBLIGATIONS, DISBURSEMENTS AND  
BALANCES (SAAODB)

As of September 30, 2020

Department : Department of Finance  
Agency : BUREAU OF THE TREASURY  
Operating Unit : BTr NG OVERSIGHT  
Organization Code : 11-005-00-00000  
Funding Source : Fund Cluster 01\_RA Fund  
Fund Cluster 02\_FAP Fund  
Fund Cluster 03\_FAP Fund

FAR No. 1\_BTr NG OVERSIGHT\_BSGC

X	New General Appropriations
X	Continuing Appropriations
X	Automatic Appropriations
X	Unprogrammed Funds

PARTICULARS	UACS CODE	CURRENT YEAR DISBURSEMENTS						BALANCES			
		1st Quarter	2nd Quarter	May - December	3rd Quarter	4th Quarter	TOTAL	Unreleased Appropriations	Unobligated Allotments	Unpaid Obligations	
										(15-20)	(23+24)
										Due and Demandable	Not Yet Due and Demandable
Capital Outlay	50600000 00						-	-	-	-	
SUB - TOTAL, CONTINUING APPROPRIATION		-	9,125,203.00	-	-	-	9,125,203.00	306,573,625.00	(186,755,350.00)	-	-
TOTAL, NEW GENERAL APPROPRIATIONS		14,666,943,196.00	42,055,145,243.00	-	15,928,559,580.00	-	72,650,648,019.00	68,872,763,695.00	49,881,198,500.00	-	-
Maintenance and Other Operating Expenses		14,666,943,196.00	42,055,145,243.00	-	15,898,092,919.00	-	72,620,181,358.00	67,868,057,695.00	49,422,168,626.00	-	-
Capital Outlay		-	-	-	30,466,661.00	-	30,466,661.00	1,004,706,000.00	459,029,874.00	-	-
B. SPECIAL PURPOSE FUNDS											
B.1 FY 2019 RA 11260 - Cont., National Disaster Risk Reduction and Management Fund (Calamity Fund)	01 1 02 401										
Maintenance and Other Operating Expenses	50200000 00		352,359,000.00				352,359,000.00	-	3,694,534,339.00	-	
Capital Outlay	50600000 00						-	-	-	-	
Total		-	352,359,000.00	-	-	-	352,359,000.00	-	3,694,534,339.00	-	-
B.2 FY 2020 RA 11465 - National Disaster Risk Reduction and Management Fund (Calamity Fund)	01 1 01 401										
Maintenance and Other Operating Expenses	50200000 00		2,303,115,711.00		45,932,228.00		2,349,047,939.00	-	155,750,628.00	-	
Capital Outlay	50600000 00						-	-	-	-	
Total		-	2,303,115,711.00	-	45,932,228.00	-	2,349,047,939.00	-	155,750,628.00	-	-
TOTAL, SPECIAL PURPOSE FUNDS		-	2,655,474,711.00	-	45,932,228.00	-	2,701,406,939.00	-	3,850,284,967.00	-	-
Maintenance and Other Operating Expenses		-	2,655,474,711.00	-	45,932,228.00	-	2,701,406,939.00	-	3,850,284,967.00	-	-
Capital Outlay		-	-	-	-	-	-	-	-	-	-
C. CONTINGENT FUND											
C.1 FY 2020 RA 11465, Contingent Fund	01 1 01 402										
Maintenance and Other Operating Expenses	50200000 00						-	-	-	-	
Capital Outlay	50600000 00						-	-	-	-	
Total		-	-	-	-	-	-	-	-	-	-
TOTAL, CONTINGENT FUND	-	-	-	-	-	-	-	-	-	-	-

CY 2020 STATEMENT OF APPROPRIATIONS,  
ALLOTMENTS, OBLIGATIONS, DISBURSEMENTS AND  
BALANCES (SAAODB)

As of September 30, 2020

Department : Department of Finance  
Agency : BUREAU OF THE TREASURY  
Operating Unit : BTr NG OVERSIGHT  
Organization Code : 11-005-00-00000  
Funding Source : Fund Cluster 01\_RA Fund  
Fund Cluster 02\_FAP Fund  
Fund Cluster 03\_FAP Fund

FAR No. 1\_BTr NG OVERSIGHT\_BSGC

X	New General Appropriations
X	Continuing Appropriations
X	Automatic Appropriations
X	Unprogrammed Funds

PARTICULARS	UACS CODE	CURRENT YEAR DISBURSEMENTS						BALANCES			
		1st Quarter	2nd Quarter	May - December	3rd Quarter	4th Quarter	TOTAL	Unreleased Appropriations	Unobligated Allotments	Unpaid Obligations	
										(15-20)	(23+24)
										Due and Demandable	Not Yet Due and Demandable
Maintenance and Other Operating Expenses		-	-	-	-	-	-	-	-	-	-
Capital Outlay		-	-	-	-	-	-	-	-	-	-
D. BSGC - OTHERS											
D.1 FY 2020 RA 11465 - BSGC - Others	01 1 01 412										
Maintenance and Other Operating Expenses	50200000 00						-	-	-	-	-
Capital Outlay	50600000 00						-	-	-	-	-
Total		-	-	-	-	-	-	-	-	-	-
D.2 FY 2019 RA 11260 - BSGC - Others, Continuing Appropriation	01 1 02 412										
Maintenance and Other Operating Expenses	50200000 00						-	-	-	-	-
Capital Outlay	50600000 00						-	-	-	-	-
Total		-	-	-	-	-	-	-	-	-	-
TOTAL, BSGC - OTHERS		-	-	-	-	-	-	-	-	-	-
Maintenance and Other Operating Expenses		-	-	-	-	-	-	-	-	-	-
Capital Outlay		-	-	-	-	-	-	-	-	-	-
E. AUTOMATIC APPROPRIATIONS											
E.1 FY 2020 RA 11465, Auto., Customs duties and taxes, including tax expenditures	01 1 04 105										
Maintenance and Other Operating Expenses	50200000 00				3,254,873,966.00		3,254,873,966.00	-	-	-	-
Capital Outlay	50600000 00							-	-	-	-
Total		-	-	-	3,254,873,966.00	-	3,254,873,966.00	-	-	-	-
E.2 FY 2020 RA 11465, SPECIAL ACCOUNT - LOCALLY FUNDED/DOMESTIC GRANTS, Automatic Appropriations - Military Camps Sales Proceeds	03 1 04 107										
Maintenance and Other Operating Expenses	50200000 00						-	-	-	-	-
Capital Outlay	50600000 00						-	-	-	-	-



CY 2020 STATEMENT OF APPROPRIATIONS,  
ALLOTMENTS, OBLIGATIONS, DISBURSEMENTS AND  
BALANCES (SAAODB)

As of September 30, 2020

Department : Department of Finance  
Agency : BUREAU OF THE TREASURY  
Operating Unit : BTr NG OVERSIGHT  
Organization Code : 11-005-00-00000  
Funding Source : Fund Cluster 01\_RA Fund  
Fund Cluster 02\_FAP Fund  
Fund Cluster 03\_FAP Fund

FAR No. 1\_BTr NG OVERSIGHT\_BSGC

X	New General Appropriations
X	Continuing Appropriations
X	Automatic Appropriations
X	Unprogrammed Funds

PARTICULARS	UACS CODE	CURRENT YEAR DISBURSEMENTS						BALANCES			
		1st Quarter	2nd Quarter	May - December	3rd Quarter	4th Quarter	TOTAL	Unreleased Appropriations	Unobligated Allotments	Unpaid Obligations	
										(15-20)	(23+24)
										Due and Demandable	Not Yet Due and Demandable
Total		-	-	-	-	-	-	-	-	-	-
TOTAL, AUTOMATIC APPROPRIATIONS	-	-	-	-	3,254,873,966.00	-	3,254,873,966.00	-	-	-	-
Maintenance and Other Operating Expenses		-	-	-	3,254,873,966.00	-	3,254,873,966.00	-	-	-	-
Capital Outlay		-	-	-	-	-	-	-	-	-	-
F. UNPROGRAMMED FUND											
F.1 Regular Agency Fund, Unprogrammed Appropriations, Support to Infrastructure Projects and Social Programs	01 1 05 422										
Maintenance and Other Operating Expenses	50200000 00		51,000,000,000.00				51,000,000,000.00	-	-	-	
Capital Outlay	50600000 00						-	-	-	-	
Total		-	51,000,000,000.00	-	-	-	51,000,000,000.00	-	-	-	-
F.2 FY 2020 RA 11465, Unprogrammed Fund - BSGC	01 1 05 427										
Maintenance and Other Operating Expenses	50200000 00	21,200,000,000.00	30,650,000,000.00				51,850,000,000.00	-	-	-	
Capital Outlay	50600000 00						-	-	-	-	
Total		21,200,000,000.00	30,650,000,000.00	-	-	-	51,850,000,000.00	-	-	-	-
F.3 FY 2020 RA 11465, Unprogrammed Fund - Support to Foreign-Assisted Projects	01 1 05 428										
Maintenance and Other Operating Expenses	50200000 00						-	-	375,678,000.00	-	
Capital Outlay	50600000 00						-	-	-	-	
Total		-	-	-	-	-	-	-	375,678,000.00	-	-
TOTAL, UNPROGRAMMED FUND	-	21,200,000,000.00	81,650,000,000.00	-	-	-	102,850,000,000.00	-	375,678,000.00	-	-
Maintenance and Other Operating Expenses		21,200,000,000.00	81,650,000,000.00	-	-	-	102,850,000,000.00	-	375,678,000.00	-	-
Capital Outlay		-	-	-	-	-	-	-	-	-	
GRAND TOTAL		35,866,943,196.00	126,360,619,954.00	-	19,229,365,774.00	-	181,456,928,924.00	68,872,763,695.00	54,107,161,467.00	-	-
Maintenance and Other Operating Expenses		35,866,943,196.00	126,360,619,954.00	-	19,198,899,113.00	-	181,426,462,263.00	67,868,057,695.00	53,648,131,593.00	-	-
Capital Outlay		-	-	-	30,466,661.00	-	30,466,661.00	1,004,706,000.00	459,029,874.00	-	-

CY 2020 STATEMENT OF APPROPRIATIONS,  
ALLOTMENTS, OBLIGATIONS, DISBURSEMENTS AND  
BALANCES (SAAODB)

As of September 30, 2020

Department : Department of Finance  
Agency : BUREAU OF THE TREASURY  
Operating Unit : BTr NG OVERSIGHT  
Organization Code : 11-005-00-00000  
Funding Source : Fund Cluster 01\_RA Fund  
Fund Cluster 02\_FAP Fund  
Fund Cluster 03\_FAP Fund

FAR No. 1\_BTr NG OVERSIGHT\_BSGC

X	New General Appropriations
X	Continuing Appropriations
X	Automatic Appropriations
X	Unprogrammed Funds

PARTICULARS	UACS CODE	CURRENT YEAR DISBURSEMENTS						BALANCES			
		1st Quarter	2nd Quarter	May - December	3rd Quarter	4th Quarter	TOTAL	Unreleased Appropriations	Unobligated Allotments	Unpaid Obligations	
										(15-20)	(23+24)
										Due and Demandable	Not Yet Due and Demandable
SUMMARY											
A. New General Appropriations											
Regular Agency Fund (01)											
Maintenance and Other Operating Expenses	50200000 00	14,324,738,196.00	41,946,597,040.00	-	15,800,583,919.00	-	72,071,919,155.00	67,561,484,070.00	47,846,909,976.00	-	-
Capital Outlay	50600000 00	-	-	-	30,466,661.00	-	30,466,661.00	1,004,706,000.00	484,029,874.00	-	-
Total		14,324,738,196.00	41,946,597,040.00	-	15,831,050,580.00	-	72,102,385,816.00	68,566,190,070.00	48,330,939,850.00	-	-
Foreign Assisted Projects Fund (02)											
Maintenance and Other Operating Expenses	50200000 00	342,205,000.00	99,423,000.00	-	97,509,000.00	-	539,137,000.00	-	1,762,014,000.00	-	-
Capital Outlay	50600000 00	-	-	-	-	-	-	-	-	-	-
Total		342,205,000.00	99,423,000.00	-	97,509,000.00	-	539,137,000.00	-	1,762,014,000.00	-	-
Continuing Appropriation											
Maintenance and Other Operating Expenses	50200000 00	-	9,125,203.00	-	-	-	9,125,203.00	306,573,625.00	(186,755,350.00)	-	-
Capital Outlay	50600000 00	-	-	-	-	-	-	-	(25,000,000.00)	-	-
Total		-	9,125,203.00	-	-	-	9,125,203.00	306,573,625.00	(211,755,350.00)	-	-
Total, New General Appropriation		14,666,943,196.00	42,055,145,243.00	-	15,928,559,580.00	-	72,650,648,019.00	68,872,763,695.00	49,881,198,500.00	-	-
B. Special Purpose Funds											
Maintenance and Other Operating Expenses	50200000 00	-	2,655,474,711.00	-	45,932,228.00	-	2,701,406,939.00	-	3,850,284,967.00	-	-
Capital Outlay	50600000 00	-	-	-	-	-	-	-	-	-	-
Total, Continuing		-	2,655,474,711.00	-	45,932,228.00	-	2,701,406,939.00	-	3,850,284,967.00	-	-
C. Contingent Funds											
Maintenance and Other Operating Expenses	50200000 00	-	-	-	-	-	-	-	-	-	-
Capital Outlay	50600000 00	-	-	-	-	-	-	-	-	-	-
Total, Continuing		-	-	-	-	-	-	-	-	-	-
D. BSGC Others											
Maintenance and Other Operating Expenses	50200000 00	-	-	-	-	-	-	-	-	-	-



CY 2020 STATEMENT OF APPROPRIATIONS,  
ALLOTMENTS, OBLIGATIONS, DISBURSEMENTS AND  
BALANCES (SAAODB)

As of September 30, 2020

Department : Department of Finance  
Agency : BUREAU OF THE TREASURY  
Operating Unit : BTr NG OVERSIGHT  
Organization Code : 11-005-00-00000  
Funding Source : Fund Cluster 01\_RA Fund  
Fund Cluster 02\_FAP Fund  
Fund Cluster 03\_FAP Fund

FAR No. 1\_BTr NG OVERSIGHT\_BSGC

X	New General Appropriations
X	Continuing Appropriations
X	Automatic Appropriations
X	Unprogrammed Funds

PARTICULARS	UACS CODE	CURRENT YEAR DISBURSEMENTS						BALANCES			
		1st Quarter	2nd Quarter	May - December	3rd Quarter	4th Quarter	TOTAL	Unreleased Appropriations	Unobligated Allotments	Unpaid Obligations	
										(15-20)	(23+24)
										Due and Demandable	Not Yet Due and Demandable
Capital Outlay	50600000 00	-	-	-	-	-	-	-	-	-	-
Total, Continuing		-	-	-	-	-	-	-	-	-	-
E. Automatic Appropriations	04										
Maintenance and Other Operating Expenses	50200000 00	-	-	-	3,254,873,966.00	-	3,254,873,966.00	-	-	-	-
Capital Outlay	50600000 00	-	-	-	-	-	-	-	-	-	-
Total, Automatic		-	-	-	3,254,873,966.00	-	3,254,873,966.00	-	-	-	-
F. Unprogrammed Fund	05										
Maintenance and Other Operating Expenses	50200000 00	21,200,000,000.00	81,650,000,000.00	-	-	-	102,850,000,000.00	-	375,678,000.00	-	
Capital Outlay	50600000 00	-	-	-	-	-	-	-	-	-	
Total, Automatic		21,200,000,000.00	81,650,000,000.00	-	-	-	102,850,000,000.00	-	375,678,000.00	-	-
GRAND TOTAL		35,866,943,196.00	126,360,619,954.00	-	19,229,365,774.00	-	181,456,928,924.00	68,872,763,695.00	54,107,161,467.00	-	-
Maintenance and Other Operating Expenses		35,866,943,196.00	126,360,619,954.00	-	19,198,899,113.00	-	181,426,462,263.00	67,868,057,695.00	53,648,131,593.00	-	-
Capital Outlay		-	-	-	30,466,661.00	-	30,466,661.00	1,004,706,000.00	459,029,874.00	-	-
		-	-	-	-	-	-	-	-	-	-

CY 2020 STATEMENT OF APPROPRIATIONS,  
ALLOTMENTS, OBLIGATIONS, DISBURSEMENTS AND  
BALANCES (SAAODB)

As of September 30, 2020



Department : Department of Finance  
Agency : BUREAU OF THE TREASURY  
Operating Unit : BTr NG OVERSIGHT  
Organization Code : 11-005-00-00000  
Funding Source : Fund Cluster 01\_RA Fund  
Fund Cluster 02\_FAP Fund  
Fund Cluster 03\_FAP Fund


FAR No. 1\_BTr NG OVERSIGHT\_BSGC

X	New General Appropriations
X	Continuing Appropriations
X	Automatic Appropriations
X	Unprogrammed Funds

PARTICULARS	UACS CODE	CURRENT YEAR DISBURSEMENTS						BALANCES			
								Unreleased Appropriations	Unobligated Allotments	Unpaid Obligations	
		1st Quarter	2nd Quarter	May - December	3rd Quarter	4th Quarter	TOTAL			(15-20)	(23+24)
										Due and Demandable	Not Yet Due and Demandable

Certified correct:


  
CYNTHIA C. AGBIN  
OIC, Bureau Budget Division  


  
AVELINA H. ZUMARRAGA  
CTOO II, Miscellaneous Accounts Accounting Division

Recommended by:

  
MARITES B. MASARAP  
Director III, Accounting Service

Approved by:

  
SHARON P. ALMANZA, CESO II  
Deputy Treasurer of the Philippines