




QUARTERLY REPORT OF REVENUE AND OTHER RECEIPTS
As of the Quarter Ending March 31, 2021
(In Pesos)


Department: DEPARTMENT OF FINANCE
Entity Name: BUREAU OF THE TREASURY
Operating Unit: CENTRAL OFFICE & REGIONAL OFFICES
Organization Code (UACS): 110050300000
Fund Cluster: 01 - REGULAR AGENCY FUND

CLASSIFICATION / SOURCES OF REVENUE AND OTHER RECEIPTS	UACS Code	REVENUE TARGET (Annual)	ACTUAL REVENUE AND OTHER RECEIPTS/COLLECTIONS					CUMULATIVE REMITTANCE /DEPOSITS TO DATE			VARIANCE		Remarks
			1st Quarter	2nd Quarter	3rd Quarter	4th Quarter	TOTAL	Remittance to BTr	Deposited with AGDB	Total	Amount	%	
1	2	3	4	5	6	7	8=(4+5+6+7)	9	10	11=(9+10)	12=(8-3)	13 = (12 / 3)	14
A. Regular Agency Fund (Fund Cluster Code 01)		1,388,000,000.00	326,290,506.77	-	-	-	326,290,506.77	326,290,506.77	-	326,290,506.77	(1,061,709,493.23)	-76%	
A.1 Revenue Collections		1,388,000,000.00	326,089,094.29	-	-	-	326,089,094.29	326,089,094.29	-	326,089,094.29	(1,061,910,905.71)	-77%	
A.1.1 Cash Revenue		1,388,000,000.00	326,088,435.01	-	-	-	326,088,435.01	326,088,435.01	-	326,088,435.01	(1,061,911,564.99)	-77%	
Tax		-	-	-	-	-	-	-	-	-	-	-	
Non-Tax		1,388,000,000.00	326,088,435.01	-	-	-	326,088,435.01	326,088,435.01	-	326,088,435.01	(1,061,911,564.99)	-77%	
Sale of Bid Docs	40201990 99	-	-	-	-	-	-	-	-	-	-	-	
Rent Income	40202050 00	-	1,106,125.00	-	-	-	1,106,125.00	1,106,125.00	-	1,106,125.00	1,106,125.00	-	
Fidelity Insurance Income	40202190 00	1,388,000,000.00	324,982,310.01	-	-	-	324,982,310.01	324,982,310.01	-	324,982,310.01	(1,063,017,689.99)	-77%	
Miscellaneous Income (e.g., liquidated damages, proceeds from Sale of Unserviceable PPE, etc.)	40609990 00	-	-	-	-	-	-	-	-	-	-	-	
Fines and Penalties	40201140 00	-	-	-	-	-	-	-	-	-	-	-	
A.1.2 Non-Cash Revenue		-	659.28	-	-	-	659.28	659.28	-	659.28	659.28	-	
Tax		-	-	-	-	-	-	-	-	-	-	-	
Non-Tax		-	659.28	-	-	-	659.28	659.28	-	659.28	659.28	-	
Collections effected through outright deductions from claims		-	-	-	-	-	-	-	-	-	-	-	
Miscellaneous Income (e.g., liquidated damages)	40609990 00	-	-	-	-	-	-	-	-	-	-	-	
Other Service Income	40201990 00	-	659.28	-	-	-	659.28	659.28	-	659.28	659.28	-	
A.2 Non-Revenue Collections/Other Receipts		-	201,412.48	-	-	-	201,412.48	201,412.48	-	201,412.48	201,412.48	-	
A.2.1 Cash Receipts		-	201,412.48	-	-	-	201,412.48	201,412.48	-	201,412.48	201,412.48	-	
Others		-	-	-	-	-	-	-	-	-	-	-	
Refund of Cash Advances	19901040 00	-	167,515.00	-	-	-	167,515.00	167,515.00	-	167,515.00	167,515.00	-	
Refund of overpayment	19901040 00	-	26,397.48	-	-	-	26,397.48	26,397.48	-	26,397.48	26,397.48	-	
Disallowances	10305010 00	-	7,500.00	-	-	-	7,500.00	7,500.00	-	7,500.00	7,500.00	-	
A.2.2 Non-Cash Receipts		-	-	-	-	-	-	-	-	-	-	-	
Collections effected through outright deductions from claims		-	-	-	-	-	-	-	-	-	-	-	
Overpayment of expenses	19901040 00	-	-	-	-	-	-	-	-	-	-	-	
Disallowances	10305010 00	-	-	-	-	-	-	-	-	-	-	-	
Cash Advance	19901040 00	-	-	-	-	-	-	-	-	-	-	-	
Others (e.g. AWOP)		-	-	-	-	-	-	-	-	-	-	-	
TOTAL		1,388,000,000.00	326,290,506.77	-	-	-	326,290,506.77	326,290,506.77	-	326,290,506.77	(1,061,709,493.23)	-76%	

Prepared By: 
KARLA VIVIEN A. REAMON
TOO III, Bureau Accounting Division
Date: _____

Certified Correct: 
REYNALDO Z. DELOS SANTOS
CTOO II, Bureau Accounting Division
Date: _____

Recommended by: 
MARITES B. MASARA
Director III, Accounting Service
Date: _____

Approved By: 
EDUARDO ANTHONY G. MARINO
OIC- Deputy Treasurer of the Philippines
Date: _____