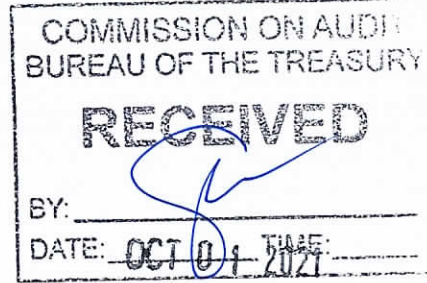


**CY 2021 STATEMENT OF APPROPRIATIONS, ALLOTMENTS, OBLIGATIONS, DISBURSEMENTS AND BALANCES**  
As of June 30, 2021

Department : Department of Finance  
Agency : BUREAU OF THE TREASURY  
Operating Unit : CONSOLIDATED - SUMMARY  
Organization Code : 11-005-00-00000  
Funding Source Cod : ALL FUNDS (Cluster 01 and Cluster 04)



**FAR SUMMARY**

X
X

Current Year Appropriations  
Supplemental Appropriations  
Continuing Appropriations

PARTICULARS	UACS Code	APPROPRIATIONS			ALLOTMENTS					OBLIGATIONS				
		Authorized Appropriation	Adjustments	Adjusted Appropriation	Allotments received	Adjustments	Transf er To	Transf er From	Adjusted Total Allotments	1st Quarter	2nd Quarter	3rd Quarter	4th Quarter	TOTAL
1	2	3	4	5=3+4	6	7	8	9	10=6+7-8+9	11	12	13	14	15=11:14
<b>BTr REGULAR AGENCY BUDGET</b>														
<b>A. Current Appropriation, FY 2021 RA 11518</b>	01 1 01 101													
Personnel Services		460,379,000.00	-	460,379,000.00	460,379,000.00	-	-	-	460,379,000.00	92,607,190.78	130,484,414.95	-	-	223,091,605.73
Maintenance and Other Operating Expenses		538,413,000.00	-	538,413,000.00	538,413,000.00	-	-	-	538,413,000.00	158,497,764.48	47,477,890.11	-	-	205,975,654.59
Financial Expenses		-	-	-	-	-	-	-	-	-	-	-	-	-
Capital Outlay		104,731,000.00	-	104,731,000.00	104,731,000.00	-	-	-	104,731,000.00	32,150,260.46	353,364.00	-	-	32,503,624.46
<b>Total</b>		<b>1,103,523,000.00</b>	<b>-</b>	<b>1,103,523,000.00</b>	<b>1,103,523,000.00</b>	<b>-</b>	<b>-</b>	<b>-</b>	<b>1,103,523,000.00</b>	<b>283,255,215.72</b>	<b>178,315,669.06</b>	<b>-</b>	<b>-</b>	<b>461,570,884.78</b>
<b>B. Continuing Appropriation, FY 2020 RA 11465</b>														
Personnel Services	01 1 02 101	4,255,327.29	372,337.60	4,627,664.89	4,255,327.29	372,337.60	-	-	4,627,664.89	-	-	-	-	-
Maintenance and Other Operating Expenses		59,923,391.45	-	59,923,391.45	59,923,391.45	-	-	-	59,923,391.45	5,779,080.56	9,888,022.73	-	-	15,667,103.29
Financial Expenses		-	-	-	-	-	-	-	-	-	-	-	-	-
Capital Outlay		3,622,597.16	-	3,622,597.16	3,622,597.16	-	-	-	3,622,597.16	88,200.00	221,210.00	-	-	309,410.00
<b>Total</b>		<b>67,801,315.90</b>	<b>372,337.60</b>	<b>68,173,653.50</b>	<b>67,801,315.90</b>	<b>372,337.60</b>	<b>-</b>	<b>-</b>	<b>68,173,653.50</b>	<b>5,867,280.56</b>	<b>10,109,232.73</b>	<b>-</b>	<b>-</b>	<b>15,976,513.29</b>
<b>C. Automatic Appropriation, FY 2021 RA 11518</b>														
Personnel Services	01 1 04 102	42,040,000.00	-	42,040,000.00	42,040,000.00	-	-	-	42,040,000.00	9,913,666.94	8,641,258.69	-	-	18,554,925.63
Maintenance and Other Operating Expenses		-	-	-	-	-	-	-	-	-	-	-	-	-
Financial Expenses		-	-	-	-	-	-	-	-	-	-	-	-	-
Capital Outlay		-	-	-	-	-	-	-	-	-	-	-	-	-
<b>Total</b>		<b>42,040,000.00</b>	<b>-</b>	<b>42,040,000.00</b>	<b>42,040,000.00</b>	<b>-</b>	<b>-</b>	<b>-</b>	<b>42,040,000.00</b>	<b>9,913,666.94</b>	<b>8,641,258.69</b>	<b>-</b>	<b>-</b>	<b>18,554,925.63</b>
<b>GRAND TOTAL, BTr RA</b>		<b>1,234,446,072.90</b>	<b>372,337.60</b>	<b>1,234,818,410.50</b>	<b>1,234,446,072.90</b>	<b>372,337.60</b>	<b>-</b>	<b>-</b>	<b>1,234,818,410.50</b>	<b>299,036,163.22</b>	<b>214,029,872.34</b>	<b>-</b>	<b>-</b>	<b>513,066,035.56</b>

**BTr NATIONAL GOVERNMENT**

<b>A. Current Appropriation, FY 2021 RA 11518</b>	01 1 01 101													
Personnel Services		-	-	-	-	-	-	-	-	-	-	-	-	-
Maintenance and Other Operating Expenses		-	-	-	-	-	-	-	-	-	-	-	-	-
Financial Expenses		712,000,000.00	-	712,000,000.00	712,000,000.00	-	-	-	712,000,000.00	109,379,980.00	105,669,940.00	-	-	215,049,920.00

CY 2021 STATEMENT OF APPROPRIATIONS, ALLOTMENTS, OBLIGATIONS, DISBURSEMENTS AND BALANCES  
As of June 30, 2021

Department : Department of Finance  
Agency : BUREAU OF THE TREASURY  
Operating Unit : CONSOLIDATED - SUMMARY  
Organization Code : 11-005-00-00000  
Funding Source Cod : ALL FUNDS (Cluster 01 and Cluster 04)

FAR_SUMMARY	
X	Current Year Appropriations
	Supplemental Appropriations
X	Continuing Appropriations

PARTICULARS	UACS Code	APPROPRIATIONS			ALLOTMENTS					OBLIGATIONS				
		Authorized Appropriation	Adjustments	Adjusted Appropriation	Allotments received	Adjustments	Transf er To	Transf er From	Adjusted Total Allotments	1st Quarter	2nd Quarter	3rd Quarter	4th Quarter	TOTAL
1	2	3	4	5=3+4	6	7	8	9	10=6+7-8+9	11	12	13	14	15=11:14
			-	-	-	-	-	-	-	-	-	-	-	-
Capital Outlay		343,416,000.00	-	343,416,000.00	343,416,000.00	-	-	-	343,416,000.00	8,175,470.00	-	-	-	8,175,470.00
Total		1,055,416,000.00	-	1,055,416,000.00	1,055,416,000.00	-	-	-	1,055,416,000.00	117,555,450.00	105,669,940.00	-	-	223,225,390.00
B. Continuing Appropriation, FY 2020 RA 11465	01 1 02 101		-	-	-	-	-	-	-	-	-	-	-	-
Personnel Services		-	2,000,000,000.00	2,000,000,000.00	-	2,000,000,000.00	-	-	2,000,000,000.00	-	-	-	-	-
Maintenance and Other Operating Expenses		236,132,470.00	166,006,200.00	402,138,670.00	236,132,470.00	166,006,200.00	-	-	402,138,670.00	26,528,000.00	-	-	-	26,528,000.00
Financial Expenses		984,830,600.00	-	984,830,600.00	984,830,600.00	-	-	-	984,830,600.00	-	-	-	-	-
Capital Outlay		1,220,963,070.00	2,166,006,200.00	3,386,969,270.00	1,220,963,070.00	2,166,006,200.00	-	-	3,386,969,270.00	26,528,000.00	-	-	-	26,528,000.00
Total		2,276,379,070.00	2,166,006,200.00	4,442,385,270.00	2,276,379,070.00	2,166,006,200.00	-	-	4,442,385,270.00	144,083,450.00	105,669,940.00	-	-	249,753,390.00
GRAND TOTAL, BTr NG		2,276,379,070.00	2,166,006,200.00	4,442,385,270.00	2,276,379,070.00	2,166,006,200.00	-	-	4,442,385,270.00	144,083,450.00	105,669,940.00	-	-	249,753,390.00

OVERALL SUMMARY

A. Current Appropriation, FY 2021 RA 11518	01 1 01 101													
Personnel Services		460,379,000.00	-	460,379,000.00	460,379,000.00	-	-	-	460,379,000.00	92,607,190.78	130,484,414.95	-	-	223,091,605.73
Maintenance and Other Operating Expenses		538,413,000.00	-	538,413,000.00	538,413,000.00	-	-	-	538,413,000.00	158,497,764.48	47,477,890.11	-	-	205,975,654.59
Financial Expenses		712,000,000.00	-	712,000,000.00	712,000,000.00	-	-	-	712,000,000.00	109,379,980.00	105,669,940.00	-	-	215,049,920.00
Capital Outlay		448,147,000.00	-	448,147,000.00	448,147,000.00	-	-	-	448,147,000.00	40,325,730.46	353,364.00	-	-	40,679,094.46
Total		2,158,939,000.00	-	2,158,939,000.00	2,158,939,000.00	-	-	-	2,158,939,000.00	400,810,665.72	283,985,609.06	-	-	684,796,274.78
B. Continuing Appropriation, FY 2020 RA 11465	01 1 02 101		-	-	-	-	-	-	-	-	-	-	-	-
Personnel Services		4,255,327.29	372,337.60	4,627,664.89	4,255,327.29	372,337.60	-	-	4,627,664.89	-	-	-	-	-
Maintenance and Other Operating Expenses		59,923,391.45	2,000,000,000.00	2,059,923,391.45	59,923,391.45	2,000,000,000.00	-	-	2,059,923,391.45	5,779,080.56	9,888,022.73	-	-	15,667,103.29
Financial Expenses		236,132,470.00	166,006,200.00	402,138,670.00	236,132,470.00	166,006,200.00	-	-	402,138,670.00	26,528,000.00	-	-	-	26,528,000.00
Capital Outlay		988,453,197.16	-	988,453,197.16	988,453,197.16	-	-	-	988,453,197.16	88,200.00	221,210.00	-	-	309,410.00
Total		1,288,764,385.90	2,166,378,537.60	3,455,142,923.50	1,288,764,385.90	2,166,378,537.60	-	-	3,455,142,923.50	32,395,280.56	10,109,232.73	-	-	42,504,513.29
C. Automatic Appropriation, FY 2021 RA 11518	01 1 04 102		-	-	-	-	-	-	-	-	-	-	-	-

CY 2021 STATEMENT OF APPROPRIATIONS, ALLOTMENTS, OBLIGATIONS, DISBURSEMENTS AND BALANCES  
As of June 30, 2021

Department : Department of Finance  
Agency : BUREAU OF THE TREASURY  
Operating Unit : CONSOLIDATED - SUMMARY  
Organization Code : 11-005-00-00000  
Funding Source Cod : ALL FUNDS (Cluster 01 and Cluster 04)

FAR SUMMARY	
X	Current Year Appropriations
	Supplemental Appropriations
X	Continuing Appropriations

PARTICULARS	UACS Code	APPROPRIATIONS			ALLOTMENTS					OBLIGATIONS				
		Authorized Appropriation	Adjustments	Adjusted Appropriation	Allotments received	Adjustments	Transf er To	Transf er From	Adjusted Total Allotments	1st Quarter	2nd Quarter	3rd Quarter	4th Quarter	TOTAL
1	2	3	4	5=3+4	6	7	8	9	10=6+7-8+9	11	12	13	14	15=11:14
Personnel Services		42,040,000.00	-	42,040,000.00	42,040,000.00	-	-	-	42,040,000.00	9,913,666.94	8,641,258.69	-	-	18,554,925.63
Maintenance and Other Operating Expenses		-	-	-	-	-	-	-	-	-	-	-	-	-
Financial Expenses		-	-	-	-	-	-	-	-	-	-	-	-	-
Capital Outlay		-	-	-	-	-	-	-	-	-	-	-	-	-
Total		42,040,000.00	-	42,040,000.00	42,040,000.00	-	-	-	42,040,000.00	9,913,666.94	8,641,258.69	-	-	18,554,925.63
D. Special Purpose Funds	01 1 01 407													
Personnel Services		15,870,957.00	-	15,870,957.00	15,870,957.00	-	-	-	15,870,957.00	-	15,834,840.98	-	-	15,834,840.98
Maintenance and Other Operating Expenses		-	-	-	-	-	-	-	-	-	-	-	-	-
Financial Expenses		-	-	-	-	-	-	-	-	-	-	-	-	-
Capital Outlay		-	-	-	-	-	-	-	-	-	-	-	-	-
Total		15,870,957.00	-	15,870,957.00	15,870,957.00	-	-	-	15,870,957.00	-	15,834,840.98	-	-	15,834,840.98
E. Special Account, Foreign Assisted Funds	04 1 04 161													
Personnel Services		-	-	-	-	-	-	-	-	-	-	-	-	-
Maintenance and Other Operating Expenses		5,210,800.00	-	5,210,800.00	5,210,800.00	-	-	-	5,210,800.00	-	1,128,870.88	-	-	1,128,870.88
Financial Expenses		-	-	-	-	-	-	-	-	-	-	-	-	-
Capital Outlay		-	-	-	-	-	-	-	-	-	-	-	-	-
Total		5,210,800.00	-	5,210,800.00	5,210,800.00	-	-	-	5,210,800.00	-	1,128,870.88	-	-	1,128,870.88
F. Unprogrammed Funds	01 1 05 422													
Personnel Services		-	-	-	-	-	-	-	-	-	-	-	-	-
Maintenance and Other Operating Expenses		-	-	-	-	-	-	-	-	-	-	-	-	-
Financial Expenses		-	-	-	-	-	-	-	-	-	-	-	-	-
Capital Outlay		-	-	-	-	-	-	-	-	-	-	-	-	-
Total		-	-	-	-	-	-	-	-	-	-	-	-	-
OVERALL SUMMARY, BUREAU OF THE TREASURY		3,510,825,142.90	2,166,378,537.60	5,677,203,680.50	3,510,825,142.90	2,166,378,537.60	-	-	5,677,203,680.50	443,119,613.22	319,699,812.34	-	-	762,819,425.56



CY 2021 STATEMENT OF APPROPRIATIONS, ALLOTM  
As of June 30, 2021

Department : Department of Finance  
Agency : BUREAU OF THE TREASURY  
Operating Unit : CONSOLIDATED - SUMMARY  
Organization Code : 11-005-00-00000  
Funding Source Cod : ALL FUNDS (Cluster 01 and Cluster 04)

FAR SUMMARY

X	Current Year Appropriations
	Supplemental Appropriations
X	Continuing Appropriations

PARTICULARS	UACS Code	CURRENT YEAR DISBURSEMENTS					BALANCES		Unpaid Obligations	
		1st Quarter	2nd Quarter	3rd Quarter	4th Quarter	TOTAL	Unreleased Appropriations	Unobligated Allotments	(15-20)	(23+24)
									Due and Demandable	Not Yet Due and Demandable
1	2	16	17	18	19	20 = 16:19	21=5-10	22=10-15	23	24
<b>BTr REGULAR AGENCY BUDGET</b>										
<b>A. Current Appropriation, FY 2021 RA 11518</b>	01 1 01 101									
Personnel Services		92,532,153.06	119,712,891.94	-	-	212,245,045.00	-	237,287,394.27	10,846,560.73	-
Maintenance and Other Operating Expenses		87,085,866.97	68,000,530.60	-	-	155,086,397.57	-	332,437,345.41	4,471,899.41	46,417,357.61
Financial Expenses		-	-	-	-	-	-	-	-	-
Capital Outlay		685,817.46	1,288,896.00	-	-	1,974,713.46	-	72,227,375.54	-	30,528,911.00
Total		180,303,837.49	189,002,318.54	-	-	369,306,156.03	-	641,952,115.22	15,318,460.14	76,946,268.61
<b>B. Continuing Appropriation, FY 2020 RA 11465</b>	01 1 02 101									
Personnel Services		-	-	-	-	-	-	4,627,664.89	-	-
Maintenance and Other Operating Expenses		4,210,481.89	9,913,893.12	-	-	14,124,375.01	-	44,256,288.16	27,491.76	1,515,236.52
Financial Expenses		-	-	-	-	-	-	-	-	-
Capital Outlay		32,400.00	91,510.00	-	-	123,910.00	-	3,313,187.16	-	185,500.00
Total		4,242,881.89	10,005,403.12	-	-	14,248,285.01	-	52,197,140.21	27,491.76	1,700,736.52
<b>C. Automatic Appropriation, FY 2021 RA 11518</b>	01 1 04 102									
Personnel Services		9,913,666.94	8,641,258.69	-	-	18,554,925.63	-	23,485,074.37	-	-
Maintenance and Other Operating Expenses		-	-	-	-	-	-	-	-	-
Financial Expenses		-	-	-	-	-	-	-	-	-
Capital Outlay		-	-	-	-	-	-	-	-	-
Total		9,913,666.94	8,641,258.69	-	-	18,554,925.63	-	23,485,074.37	-	-
<b>GRAND TOTAL, BTr RA</b>		<b>194,460,386.32</b>	<b>223,886,846.35</b>	<b>-</b>	<b>-</b>	<b>418,347,232.67</b>	<b>-</b>	<b>721,752,374.94</b>	<b>16,006,801.34</b>	<b>78,712,001.55</b>
									(0.00)	-

BTr NATIONAL GOVERNMENT

**A. Current Appropriation, FY 2021 RA 11518** 01 1 01 101  
Personnel Services  
Maintenance and Other Operating Expenses  
Financial Expenses

-	-	-	-	-	-	-	-	-	-	-
-	-	-	-	-	-	-	-	-	-	-
109,379,980.00	99,033,940.00	-	-	-	-	208,413,920.00	-	496,950,080.00	6,636,000.00	-

CY 2021 STATEMENT OF APPROPRIATIONS, ALLOTM  
As of June 30, 2021

Department : Department of Finance  
Agency : BUREAU OF THE TREASURY  
Operating Unit : CONSOLIDATED - SUMMARY  
Organization Code : 11-005-00-00000  
Funding Source Cod : ALL FUNDS (Cluster 01 and Cluster 04)

FAR SUMMARY

X	Current Year Appropriations
	Supplemental Appropriations
X	Continuing Appropriations

PARTICULARS	UACS Code	CURRENT YEAR DISBURSEMENTS					BALANCES		Unpaid Obligations	
		1st Quarter	2nd Quarter	3rd Quarter	4th Quarter	TOTAL	Unreleased Appropriations	Unobligated Allotments	(15-20)	(23+24)
									Due and Demandable	Not Yet Due and Demandable
1	2	16	17	18	19	20 = 16:19	21=5-10	22=10-15	23	24
						-	-	-	-	-
Capital Outlay		8,171,390.00	-	-	-	8,171,390.00	-	335,240,530.00	4,080.00	-
Total		117,551,370.00	99,033,940.00	-	-	216,585,310.00	-	832,190,610.00	6,640,080.00	-
B. Continuing Appropriation, FY 2020 RA 11465	01 1 02 101									
Personnel Services		-	-	-	-	-	-	-	-	-
Maintenance and Other Operating Expenses		-	-	-	-	-	-	2,000,000,000.00	-	-
Financial Expenses		11,761,090.00	14,766,910.00	-	-	26,528,000.00	-	375,610,670.00	-	-
Capital Outlay		-	-	-	-	-	-	984,830,600.00	-	-
Total		11,761,090.00	14,766,910.00	-	-	26,528,000.00	-	3,360,441,270.00	-	-
GRAND TOTAL, BTr NG		129,312,460.00	113,800,850.00	-	-	243,113,310.00	-	4,192,631,880.00	6,640,080.00	-
OVERALL SUMMARY										
A. Current Appropriation, FY 2021 RA 11518	01 1 01 101									
Personnel Services		92,532,153.06	119,712,891.94	-	-	212,245,045.00	-	237,287,394.27	10,846,560.73	-
Maintenance and Other Operating Expenses		87,085,866.97	68,000,530.60	-	-	155,086,397.57	-	332,437,345.41	4,471,899.41	46,417,357.61
Financial Expenses		109,379,980.00	99,033,940.00	-	-	208,413,920.00	-	496,950,080.00	6,636,000.00	-
Capital Outlay		8,857,207.46	1,288,896.00	-	-	10,146,103.46	-	407,467,905.54	4,080.00	30,528,911.00
Total		297,855,207.49	288,036,258.54	-	-	585,891,466.03	-	1,474,142,725.22	21,958,540.14	76,946,268.61
B. Continuing Appropriation, FY 2020 RA 11465	01 1 02 101									
Personnel Services		-	-	-	-	-	-	4,627,664.89	-	-
Maintenance and Other Operating Expenses		4,210,481.89	9,913,893.12	-	-	14,124,375.01	-	2,044,256,288.16	27,491.76	1,515,236.52
Financial Expenses		11,761,090.00	14,766,910.00	-	-	26,528,000.00	-	375,610,670.00	-	-
Capital Outlay		32,400.00	91,510.00	-	-	123,910.00	-	988,143,787.16	-	185,500.00
Total		16,003,971.89	24,772,313.12	-	-	40,776,285.01	-	3,412,638,410.21	27,491.76	1,700,736.52
C. Automatic Appropriation, FY 2021 RA 11518	01 1 04 102									

CY 2021 STATEMENT OF APPROPRIATIONS, ALLOTM  
As of June 30, 2021

Department : Department of Finance  
Agency : BUREAU OF THE TREASURY  
Operating Unit : CONSOLIDATED - SUMMARY  
Organization Code : 11-005-00-00000  
Funding Source Cod : ALL FUNDS (Cluster 01 and Cluster 04)

FAR\_SUMMARY

X	Current Year Appropriations
	Supplemental Appropriations
X	Continuing Appropriations

PARTICULARS	UACS Code	CURRENT YEAR DISBURSEMENTS					BALANCES		Unpaid Obligations	
		1st Quarter	2nd Quarter	3rd Quarter	4th Quarter	TOTAL	Unreleased Appropriations	Unobligated Allotments	(15-20)	(23+24)
									Due and Demandable	Not Yet Due and Demandable
1	2	16	17	18	19	20 = 16:19	21=5-10	22=10-15	23	24
Personnel Services		9,913,666.94	8,641,258.69	-	-	18,554,925.63	-	23,485,074.37	-	-
Maintenance and Other Operating Expenses		-	-	-	-	-	-	-	-	-
Financial Expenses		-	-	-	-	-	-	-	-	-
Capital Outlay		-	-	-	-	-	-	-	-	-
Total		9,913,666.94	8,641,258.69	-	-	18,554,925.63	-	23,485,074.37	-	-
D. Special Purpose Funds	01 1 01 407					-	-	-	-	-
Personnel Services		-	15,173,991.54	-	-	15,173,991.54	-	36,116.02	660,849.44	-
Maintenance and Other Operating Expenses		-	-	-	-	-	-	-	-	-
Financial Expenses		-	-	-	-	-	-	-	-	-
Capital Outlay		-	-	-	-	-	-	-	-	-
Total		-	15,173,991.54	-	-	15,173,991.54	-	36,116.02	660,849.44	-
E. Special Account, Foreign Assisted Funds	04 1 04 161					-	-	-	-	-
Personnel Services		-	-	-	-	-	-	-	-	-
Maintenance and Other Operating Expenses		-	1,063,874.46	-	-	1,063,874.46	-	4,081,929.12	(0.00)	64,996.42
Financial Expenses		-	-	-	-	-	-	-	-	-
Capital Outlay		-	-	-	-	-	-	-	-	-
Total		-	1,063,874.46	-	-	1,063,874.46	-	4,081,929.12	(0.00)	64,996.42
F. Unprogrammed Funds	01 1 05 422					-	-	-	-	-
Personnel Services		-	-	-	-	-	-	-	-	-
Maintenance and Other Operating Expenses		-	-	-	-	-	-	-	-	-
Financial Expenses		-	-	-	-	-	-	-	-	-
Capital Outlay		-	-	-	-	-	-	-	-	-
Total		-	-	-	-	-	-	-	-	-
OVERALL SUMMARY, BUREAU OF THE TREASURY		323,772,846.32	337,687,696.35	-	-	661,460,542.67	-	4,914,384,254.94	22,646,881.34	78,712,001.55

CY 2021 STATEMENT OF APPROPRIATIONS, ALLOTW  
As of June 30, 2021

Department : Department of Finance  
Agency : BUREAU OF THE TREASURY  
Operating Unit : CONSOLIDATED - SUMMARY  
Organization Code : 11-005-00-00000  
Funding Source Cod : ALL FUNDS (Cluster 01 and Cluster 04)

FAR\_SUMMARY

X	Current Year Appropriations
	Supplemental Appropriations
X	Continuing Appropriations

PARTICULARS	UACS Code	CURRENT YEAR DISBURSEMENTS					BALANCES			
		1st Quarter	2nd Quarter	3rd Quarter	4th Quarter	TOTAL	Unreleased Appropriations	Unobligated Allotments	Unpaid Obligations	
									(15-20)	(23+24)
									Due and Demandable	Not Yet Due and Demandable
1	2	16	17	18	19	20 = 16:19	21=5-10	22=10-15	23	24


Certified Correct:

  
CYNTHIA C. AGBIN  
OIC, Bureau Budget Division


  
REYNALDO Z. DELOS SANTOS  
CTOO II, Bureau Accounting Division

  
AGNES D. LACUATA  
CTOO I, National Cash Accounting Division

Recommended by:

  
MARITES B. MASARAP  
Director III, Accounting Service

Approved by:

  
EDUARDO ANTHONY G. MARIÑO, III  
OIC, Deputy Treasurer of the Philippines