


CY 2021 STATEMENT OF APPROPRIATIONS, ALLOTMENTS, OBLIGATIONS,
DISBURSEMENTS AND BALANCES BY OBJECT OF EXPENDITURES (SAODBOE)

As of December 31, 2021

Department : Department of Finance
Agency : BUREAU OF THE TREASURY
Operating Unit : BTR NG OVERSIGHT
Organization Code : 11-005-00-00000
Funding Source : Fund Cluster 01 RA Fund
Fund Cluster 02 - FAP Fund
Fund Cluster 03 - FAP Fund

COMMISSION ON AUDIT
BUREAU OF THE TREASURY

RECEIVED

BY: 
DATE: FEB 14 2022 TIME: _____

| | | | |
|----------------------------------|---|----------------------------|--|
| FAR No. 1A_BTR NG OVERSIGHT_BSGC | | | |
| | X | New General Appropriations | |
| | X | Continuing Appropriations | |
| | X | Automatic Appropriations | |
| | X | Unprogrammed Funds | |

| PARTICULARS | UACS CODE | APPROPRIATIONS | | | ALLOTMENTS | | | | | CURRENT YEAR OBLIGATIONS | | | | |
|-------------|-----------|--------------------------|-------------|------------------------|---------------------|-------------|-------------|---------------|---------------------------|--------------------------|-------------|-------------|-------------|----------|
| | | Authorized Appropriation | Adjustments | Adjusted Appropriation | Allotments received | Adjustments | Transfer to | Transfer from | Adjusted Total Allotments | 1st Quarter | 2nd Quarter | 3rd Quarter | 4th Quarter | TOTAL |
| 1 | 2 | 3 | 4 | 5=3+4 | 6 | 7 | 8 | 9 | 10=6+7-8+9 | CURRENT YEAR OBLIGATIONS | 12 | 13 | 14 | 15=11+14 |

A.1. NEW GENERAL APPROPRIATIONS 01
A.1. BUDGETARY SUPPORT TO GOVERNMENT CORPORATIONS

A. DEPARTMENT OF AGRICULTURE

A.1 National Dairy Authority

| | | | | | | | | | | |
|------------------------------------|----------------------|----------------|---|----------------|----------------|---------------|---|---|---------------|----------------|
| General Administration and Support | 10000000000000000000 | 24,088,000.00 | - | 24,088,000.00 | 24,088,000.00 | 24,088,000.00 | - | - | 24,088,000.00 | 24,088,000.00 |
| Support to Operations | 20000000000000000000 | 33,577,000.00 | - | 33,577,000.00 | 33,577,000.00 | 33,577,000.00 | - | - | 33,577,000.00 | 33,577,000.00 |
| Operations | 30000000000000000000 | 276,243,000.00 | - | 276,243,000.00 | 276,243,000.00 | 1,062,000.00 | - | - | 85,491,000.00 | 44,680,000.00 |
| Dairy Industry Development Program | 31010000000000000000 | 276,243,000.00 | - | 276,243,000.00 | 276,243,000.00 | 1,062,000.00 | - | - | 85,491,000.00 | 44,680,000.00 |
| Total | | 333,908,000.00 | - | 333,908,000.00 | 333,908,000.00 | 58,727,000.00 | - | - | 85,491,000.00 | 44,680,000.00 |
| | | | | | | | | | 68,224,800.00 | 257,122,800.00 |

A.2 National Food Authority

| | | | | | | | | | | | | | | |
|------------------------------------|----------------------|------------------|---|------------------|------------------|---|---|------------------|---|------------------|---|---|---|------------------|
| General Administration and Support | 10000000000000000000 | - | - | - | - | - | - | - | - | - | - | - | - | - |
| Support to Operations | 20000000000000000000 | - | - | - | - | - | - | - | - | - | - | - | - | - |
| Operations | 30000000000000000000 | 7,000,000,000.00 | - | 7,000,000,000.00 | 7,000,000,000.00 | - | - | 7,000,000,000.00 | - | 7,000,000,000.00 | - | - | - | 7,000,000,000.00 |
| Buffer Stocking Program | 31010000000000000000 | 7,000,000,000.00 | - | 7,000,000,000.00 | 7,000,000,000.00 | - | - | 7,000,000,000.00 | - | 7,000,000,000.00 | - | - | - | 7,000,000,000.00 |
| Total | | 7,000,000,000.00 | - | 7,000,000,000.00 | 7,000,000,000.00 | - | - | 7,000,000,000.00 | - | 7,000,000,000.00 | - | - | - | 7,000,000,000.00 |

A.3 Philippine Coconut Authority

| | | | | | | | | | | | | | | |
|---------------------------------------|----------------------|------------------|---|------------------|------------------|---|---|------------------|---------------|---------------|---------------|----------------|----------------|----------------|
| General Administration and Support | 10000000000000000000 | 133,178,000.00 | - | 133,178,000.00 | 133,178,000.00 | - | - | 133,178,000.00 | 75,185,000.00 | 57,993,000.00 | - | - | - | 133,178,000.00 |
| Support to Operations | 20000000000000000000 | - | - | - | - | - | - | - | - | - | - | - | - | - |
| Operations | 30000000000000000000 | 1,123,840,000.00 | - | 1,123,840,000.00 | 1,123,840,000.00 | - | - | 1,123,840,000.00 | - | 17,192,000.00 | 75,185,000.00 | 243,594,389.00 | 335,971,389.00 | - |
| Coconut Industry Development Program | 31010000000000000000 | 1,080,640,000.00 | - | 1,080,640,000.00 | 1,080,640,000.00 | - | - | 1,080,640,000.00 | - | 17,192,000.00 | 75,185,000.00 | 243,594,389.00 | 335,971,389.00 | - |
| Oil Palm Industry Development Program | 31020000000000000000 | 43,200,000.00 | - | 43,200,000.00 | 43,200,000.00 | - | - | 43,200,000.00 | - | - | - | - | - | - |
| Total | | 1,257,018,000.00 | - | 1,257,018,000.00 | 1,257,018,000.00 | - | - | 1,257,018,000.00 | 75,185,000.00 | 75,185,000.00 | 75,185,000.00 | 243,594,389.00 | 469,149,389.00 | - |

CY 2021 STATEMENT OF APPROPRIATIONS, ALLOTMENTS, OBLIGATIONS,
DISBURSEMENTS AND BALANCES BY OBJECT OF EXPENDITURES (SAADBOE)

As of December 31, 2021

Department : Department of Finance
Agency : BUREAU OF THE TREASURY
Operating Unit : BTR NG OVERSIGHT
Organization Code : 11-005-00-00000
Funding Source :

Fund Cluster 01 RA Fund
Fund Cluster 02 - FAP Fund
Fund Cluster 03 - FAP Fund

FAR No. 1A_BTR NG OVERSIGHT_BSGC

| | |
|---|----------------------------|
| X | New General Appropriations |
| X | Continuing Appropriations |
| X | Automatic Appropriations |
| X | Unprogrammed Funds |

| PARTICULARS | UACS CODE | APPROPRIATIONS | | | ALLOTMENTS | | | | | CURRENT YEAR OBLIGATIONS | | | | |
|-------------|-----------|--------------------------|-------------|------------------------|---------------------|-------------|-------------------|------------|---------------------------|--------------------------|-------------|-------------|-------------|----------|
| | | Authorized Appropriation | Adjustments | Adjusted Appropriation | Allotments received | Adjustments | Tra nsf er To Exo | Tra nsf er | Adjusted Total Allotments | 1st Quarter | 2nd Quarter | 3rd Quarter | 4th Quarter | TOTAL |
| 1 | 2 | 3 | 4 | 5=3+4 | 6 | 7 | 8 | 9 | 10=6+7-8+9 | CURRENT YEAR OBLIGATIONS | 12 | 13 | 14 | 15=11:14 |

| | | | | | | | | | | | | | | |
|--|------------------|------------------|---|------------------|------------------|---|---|---|------------------|---|----------------|------------------|----------------|------------------|
| A.4. Philippine Crop Insurance Corporation | 1000000000000000 | - | - | - | - | - | - | - | - | - | - | - | - | - |
| General Administration and Support | 2000000000000000 | - | - | - | - | - | - | - | - | - | - | - | - | - |
| Support to Operations | 3000000000000000 | 3,500,000,000.00 | - | 3,500,000,000.00 | 3,500,000,000.00 | - | = | = | 3,500,000,000.00 | - | 638,743,884.00 | 2,242,851,574.00 | 618,404,542.00 | 3,500,000,000.00 |
| Operations | 3101000000000000 | 3,500,000,000.00 | - | 3,500,000,000.00 | 3,500,000,000.00 | - | - | - | 3,500,000,000.00 | - | 638,743,884.00 | 2,242,851,574.00 | 618,404,542.00 | 3,500,000,000.00 |
| Crop Insurance Program | | | | | | | | | | | | | | |
| Total | | 3,500,000,000.00 | - | 3,500,000,000.00 | 3,500,000,000.00 | - | - | - | 3,500,000,000.00 | - | 638,743,884.00 | 2,242,851,574.00 | 618,404,542.00 | 3,500,000,000.00 |

| | | | | | | | | | | | | | | |
|---|------------------|------------------|---|------------------|------------------|---|---|---|------------------|---|----------------|---------------|------------------|------------------|
| A.5. Philippine Fisheries Development Authority | 1000000000000000 | - | - | - | - | - | - | - | - | - | - | - | - | - |
| General Administration and Support | 2000000000000000 | - | - | - | - | - | - | - | - | - | - | - | - | - |
| Support to Operations | 3000000000000000 | 5,168,975,000.00 | - | 5,168,975,000.00 | 5,168,975,000.00 | - | = | = | 5,168,975,000.00 | - | 203,094,081.00 | 27,344,500.00 | 1,102,593,562.00 | 1,393,032,143.00 |
| Operations | 3101000000000000 | 5,168,975,000.00 | - | 5,168,975,000.00 | 5,168,975,000.00 | - | - | - | 5,168,975,000.00 | - | 203,094,081.00 | 27,344,500.00 | 1,102,593,562.00 | 1,393,032,143.00 |
| Fisheries Infrastructure Development Progra | 3101000000000000 | | | | | | | | | | | | | |
| Total | | 5,168,975,000.00 | - | 5,168,975,000.00 | 5,168,975,000.00 | - | - | - | 5,168,975,000.00 | - | 203,094,081.00 | 27,344,500.00 | 1,102,593,562.00 | 1,393,032,143.00 |

| | | | | | | | | | | | | | | |
|---|------------------|----------------|---|----------------|----------------|---|---|---|----------------|----------------|----------------|---------------|----------------|----------------|
| A.6. Philippine Rice Research Institute | 1000000000000000 | 295,981,000.00 | - | 295,981,000.00 | 295,981,000.00 | - | - | - | 295,981,000.00 | 155,449,000.00 | 140,532,000.00 | - | - | 295,981,000.00 |
| General Administration and Support | 2000000000000000 | - | - | - | - | - | - | - | - | - | - | - | - | - |
| Support to Operations | 3000000000000000 | 325,815,000.00 | - | 325,815,000.00 | 325,815,000.00 | - | = | = | 325,815,000.00 | - | 124,878,000.00 | 92,738,000.00 | 108,199,000.00 | 325,815,000.00 |
| Operations | 3101000000000000 | 325,815,000.00 | - | 325,815,000.00 | 325,815,000.00 | - | - | - | 325,815,000.00 | - | 124,878,000.00 | 92,738,000.00 | 108,199,000.00 | 325,815,000.00 |
| Research and Development Program | | | | | | | | | | | | | | |
| Total | | 621,796,000.00 | - | 621,796,000.00 | 621,796,000.00 | - | - | - | 621,796,000.00 | 155,449,000.00 | 265,410,000.00 | 92,738,000.00 | 108,199,000.00 | 621,796,000.00 |

| | | | | | | | | | | | | | | |
|--------------------------------------|------------------|---|---|---|---|---|---|---|---|---|---|---|---|---|
| A.7. Sugar Regulatory Administration | 1000000000000000 | - | - | - | - | - | - | - | - | - | - | - | - | - |
| General Administration and Support | 2000000000000000 | - | - | - | - | - | - | - | - | - | - | - | - | - |
| Support to Operations | | | | | | | | | | | | | | |

CY 2021 STATEMENT OF APPROPRIATIONS, ALLOTMENTS, OBLIGATIONS,
DISBURSEMENTS AND BALANCES BY OBJECT OF EXPENDITURES (SAODBOE)

As of December 31, 2021

Department : Department of Finance
Agency : BUREAU OF THE TREASURY
Operating Unit : BTR NG OVERSIGHT
Organization Code : 11-005-00-00000
Funding Source :

Fund Cluster 01 RA Fund
Fund Cluster 02 - FAP Fund
Fund Cluster 03 - FAP Fund

| | |
|----------------------------------|----------------------------|
| FAR No. 1A_BTR NG OVERSIGHT_BSGC | |
| X | New General Appropriations |
| X | Continuing Appropriations |
| X | Automatic Appropriations |
| X | Unprogrammed Funds |

| PARTICULARS | UACS CODE | APPROPRIATIONS | | | ALLOTMENTS | | | | | CURRENT YEAR OBLIGATIONS | | | | |
|--|------------------|--------------------------|-------------|------------------------|---------------------|-------------|-------------|---------------|---------------------------|--------------------------|------------------|------------------|------------------|-------------------|
| | | Authorized Appropriation | Adjustments | Adjusted Appropriation | Allotments received | Adjustments | Transfer to | Transfer from | Adjusted Total Allotments | 1st Quarter | 2nd Quarter | 3rd Quarter | 4th Quarter | TOTAL |
| 1 | 2 | 3 | 4 | 5=3+4 | 6 | 7 | 8 | 9 | 10=6+7-8+9 | CURRENT YEAR OBLIGATIONS | 12 | 13 | 14 | 15=11:14 |
| Operations | 3000000000000000 | 712,260,000.00 | - | 712,260,000.00 | - | - | - | - | - | - | - | - | - | - |
| Sugarcane Industry Development Program | 3101000000000000 | 712,260,000.00 | - | 712,260,000.00 | - | - | - | - | - | - | - | - | - | - |
| Total | | 712,260,000.00 | - | 712,260,000.00 | - | - | - | - | - | - | - | - | - | - |
| Total, Department of Agriculture | | 18,593,957,000.00 | - | 18,593,957,000.00 | 17,881,697,000.00 | - | - | - | 17,881,697,000.00 | 289,361,000.00 | 8,267,923,965.00 | 2,482,799,074.00 | 2,141,016,293.00 | 13,181,100,332.00 |

B. DEPARTMENT OF ENERGY

| | | | | | | | | | | | | | | |
|--|------------------|------------------|------------------|------------------|---|---|---|------------------|---|---|---|---|---|---|
| B.1. National Electrification Administration | | | | | | | | | | | | | | |
| General Administration and Support | 1000000000000000 | - | - | - | - | - | - | - | - | - | - | - | - | - |
| Support to Operations | 2000000000000000 | - | - | - | - | - | - | - | - | - | - | - | - | - |
| Operations | 3000000000000000 | 2,497,500,000.00 | 2,497,500,000.00 | 2,497,500,000.00 | - | = | = | 2,497,500,000.00 | - | - | - | - | - | - |
| National Rural Electrification Program | 3101000000000000 | 2,497,500,000.00 | 2,497,500,000.00 | 2,497,500,000.00 | - | - | - | 2,497,500,000.00 | - | - | - | - | - | - |
| Total | 2,497,500,000.00 | - | 2,497,500,000.00 | 2,497,500,000.00 | - | - | - | 2,497,500,000.00 | - | - | - | - | - | - |
| B.2. National Power Corporation | | | | | | | | | | | | | | |
| General Administration and Support | 1000000000000000 | - | - | - | - | - | - | - | - | - | - | - | - | - |
| Support to Operations | 2000000000000000 | - | - | - | - | - | - | - | - | - | - | - | - | - |
| Operations | 3000000000000000 | 1,036,206,000.00 | 1,036,206,000.00 | 1,036,206,000.00 | - | = | = | 1,036,206,000.00 | - | - | - | - | - | - |
| Missionary Electrification Program | 3101000000000000 | 1,036,206,000.00 | 1,036,206,000.00 | 1,036,206,000.00 | - | - | - | 1,036,206,000.00 | - | - | - | - | - | - |
| Total | 1,036,206,000.00 | - | 1,036,206,000.00 | 1,036,206,000.00 | - | - | - | 1,036,206,000.00 | - | - | - | - | - | - |
| Total, Department of Energy | 3,533,706,000.00 | - | 3,533,706,000.00 | 3,533,706,000.00 | - | - | - | 3,533,706,000.00 | - | - | - | - | - | - |

C. DEPARTMENT OF NATIONAL DEFENSE

| | | | | | | | | | | | | | | |
|---|------------------|---|---|---|---|---|---|---|---|---|---|---|---|---|
| C.1. Philippine Aerospace Development Corporation | | | | | | | | | | | | | | |
| General Administration and Support | 1000000000000000 | - | - | - | - | - | - | - | - | - | - | - | - | - |
| Support to Operations | 2000000000000000 | - | - | - | - | - | - | - | - | - | - | - | - | - |

CY 2021 STATEMENT OF APPROPRIATIONS, ALLOTMENTS, OBLIGATIONS,
DISBURSEMENTS AND BALANCES BY OBJECT OF EXPENDITURES (SAADBOE)

As of December 31, 2021

Department : Department of Finance
Agency : BUREAU OF THE TREASURY
Operating Unit : BTR NG OVERSIGHT
Organization Code : 11-005-00-00000
Funding Source :

Fund Cluster 01 RA Fund
Fund Cluster 02 - FAP Fund
Fund Cluster 03 - FAP Fund

| | | | |
|----------------------------------|---|----------------------------|--|
| FAR No. 1A_BTR NG OVERSIGHT_BSGC | | | |
| | X | New General Appropriations | |
| | X | Continuing Appropriations | |
| | X | Automatic Appropriations | |
| | X | Unprogrammed Funds | |

| PARTICULARS | UACS CODE | APPROPRIATIONS | | | | ALLOTMENTS | | | | CURRENT YEAR OBLIGATIONS | | | | |
|---|-----------|--------------------------|---------------|------------------------|---------------------|-------------|----------------|----------------|---------------------------|--------------------------|-------------|-------------|-------------|----------|
| | | Authorized Appropriation | Adjustments | Adjusted Appropriation | Allotments received | Adjustments | Transfer to Ex | Transfer to Ex | Adjusted Total Allotments | 1st Quarter | 2nd Quarter | 3rd Quarter | 4th Quarter | TOTAL |
| 1 | 2 | 3 | 4 | 5=3+4 | 6 | 7 | 8 | 9 | 10=6+7-8+9 | CURRENT YEAR OBLIGATIONS | 12 | 13 | 14 | 15=11:14 |
| Operations | | 3000000000000000 | 20,000,000.00 | 20,000,000.00 | - | - | - | - | - | - | - | - | - | - |
| Procurement, Maintenance, Repair and Overhaul of Aircraft Program | | 3101000000000000 | 20,000,000.00 | 20,000,000.00 | - | - | - | - | - | - | - | - | - | - |
| Total | | | 20,000,000.00 | 20,000,000.00 | - | - | - | - | - | - | - | - | - | - |
| Total, Department of National Defense | | | 20,000,000.00 | 20,000,000.00 | - | - | - | - | - | - | - | - | - | - |

D. DEPARTMENT OF FINANCE

| | | | | | | | | | | | | | | |
|------------------------------------|------------------|--------------|---|--------------|--------------|--------------|---|---|--------------|---|---|---|--------------|--------------|
| D.1. Land Bank of the Philippines | | | | | | | | | | | | | | |
| General Administration and Support | 1000000000000000 | - | - | - | - | - | - | - | - | - | - | - | - | - |
| Support to Operations | 2000000000000000 | - | - | - | 6,784,000.00 | 6,784,000.00 | - | - | 6,784,000.00 | - | - | - | 6,784,000.00 | 6,784,000.00 |
| Operations | 3000000000000000 | 6,784,000.00 | - | 6,784,000.00 | 6,784,000.00 | - | - | - | 6,784,000.00 | - | - | - | 6,784,000.00 | 6,784,000.00 |
| Land Tenure Security Program | 3101000000000000 | 6,784,000.00 | - | 6,784,000.00 | 6,784,000.00 | - | - | - | 6,784,000.00 | - | - | - | 6,784,000.00 | 6,784,000.00 |
| Total | | 6,784,000.00 | - | 6,784,000.00 | 6,784,000.00 | - | - | - | 6,784,000.00 | - | - | - | 6,784,000.00 | 6,784,000.00 |

| | | | | | | | | | | | | | | |
|---|------------------|----------------|---|----------------|----------------|---|---|---|----------------|---------------|---------------|---------------|---------------|----------------|
| D.1. Philippine Tax Academy | | | | | | | | | | | | | | |
| General Administration and Support | 1000000000000000 | - | - | - | - | - | - | - | - | - | - | - | - | - |
| Support to Operations | 2000000000000000 | - | - | - | - | - | - | - | - | - | - | - | - | - |
| Operations | 3000000000000000 | 112,140,000.00 | - | 112,140,000.00 | 112,140,000.00 | - | - | - | 112,140,000.00 | 28,035,000.00 | 28,035,000.00 | 28,035,000.00 | 28,035,000.00 | 112,140,000.00 |
| Specialized Tax Training and Education Management Program | 3101000000000000 | 112,140,000.00 | - | 112,140,000.00 | 112,140,000.00 | - | - | - | 112,140,000.00 | 28,035,000.00 | 28,035,000.00 | 28,035,000.00 | 28,035,000.00 | 112,140,000.00 |
| Total | | 112,140,000.00 | - | 112,140,000.00 | 112,140,000.00 | - | - | - | 112,140,000.00 | 28,035,000.00 | 28,035,000.00 | 28,035,000.00 | 28,035,000.00 | 112,140,000.00 |

| | | | | | | | | | | | | | | |
|---------------------------------------|------------------|----------------|---|----------------|----------------|---|---|---|----------------|---|---|---|----------------|----------------|
| D.2. Philippine Guarantee Corporation | | | | | | | | | | | | | | |
| General Administration and Support | 1000000000000000 | - | - | - | - | - | - | - | - | - | - | - | - | - |
| Support to Operations | 2000000000000000 | - | - | - | - | - | - | - | - | - | - | - | - | - |
| Operations | 3000000000000000 | 250,000,000.00 | - | 250,000,000.00 | 250,000,000.00 | - | - | - | 250,000,000.00 | - | - | - | 250,000,000.00 | 250,000,000.00 |

CY 2021 STATEMENT OF APPROPRIATIONS, ALLOTMENTS, OBLIGATIONS,
DISBURSEMENTS AND BALANCES BY OBJECT OF EXPENDITURES (SAADBOE)

As of December 31, 2021

Department : Department of Finance
Agency : BUREAU OF THE TREASURY
Operating Unit : BTR NG OVERSIGHT
Organization Code : 11-005-00-00000
Funding Source :

Fund Cluster 01 RA Fund
Fund Cluster 02 - FAP Fund
Fund Cluster 03 - FAP Fund

| | | | |
|----------------------------------|---|----------------------------|--|
| FAR No. 1A_BTR NG OVERSIGHT_BSGC | | | |
| | X | New General Appropriations | |
| | X | Continuing Appropriations | |
| | X | Automatic Appropriations | |
| | X | Unprogrammed Funds | |

| PARTICULARS | UACS CODE | APPROPRIATIONS | | | ALLOTMENTS | | | | | CURRENT YEAR OBLIGATIONS | | | | |
|------------------------------|-----------|--------------------------|----------------|------------------------|---------------------|-------------|-------------|---------------|---------------------------|--------------------------|---------------|---------------|----------------|----------------|
| | | Authorized Appropriation | Adjustments | Adjusted Appropriation | Allotments received | Adjustments | Transfer to | Transfer from | Adjusted Total Allotments | 1st Quarter | 2nd Quarter | 3rd Quarter | 4th Quarter | TOTAL |
| 1 | 2 | 3 | 4 | 5=3+4 | 6 | 7 | 8 | 9 | 10=6+7+8+9 | CURRENT YEAR OBLIGATIONS | 12 | 13 | 14 | 15=11:14 |
| Guarantee Program | | 3101000000000000 | 250,000,000.00 | - | 250,000,000.00 | - | - | - | 250,000,000.00 | - | - | - | 250,000,000.00 | 250,000,000.00 |
| Total | | | 250,000,000.00 | - | 250,000,000.00 | - | - | - | 250,000,000.00 | - | - | - | 250,000,000.00 | 250,000,000.00 |
| Total, Department of Finance | | | 368,924,000.00 | - | 368,924,000.00 | - | - | - | 368,924,000.00 | 28,035,000.00 | 28,035,000.00 | 28,035,000.00 | 28,819,000.00 | 368,924,000.00 |

E. DEPARTMENT OF HEALTH

E.1. Lung Center of the Philippines

| | | | | | | | | | | | | | | |
|------------------------------------|------------------|----------------|---|----------------|----------------|---|---|---|----------------|----------------|----------------|----------------|----------------|----------------|
| General Administration and Support | 1000000000000000 | - | - | - | - | - | - | - | - | - | - | - | - | - |
| Support to Operations | 2000000000000000 | - | - | - | - | - | - | - | - | - | - | - | - | - |
| Operations | 3000000000000000 | 504,997,000.00 | - | 504,997,000.00 | 504,997,000.00 | - | = | = | 504,997,000.00 | 126,248,000.00 | 176,250,000.00 | 101,250,000.00 | 101,248,000.00 | 504,997,000.00 |
| Hospital Services Program | 3101000000000000 | 504,997,000.00 | - | 504,997,000.00 | 504,997,000.00 | - | - | - | 504,997,000.00 | 126,248,000.00 | 176,250,000.00 | 101,250,000.00 | 101,248,000.00 | 504,997,000.00 |
| Total | | 504,997,000.00 | - | 504,997,000.00 | 504,997,000.00 | - | - | - | 504,997,000.00 | 126,248,000.00 | 176,250,000.00 | 101,250,000.00 | 101,248,000.00 | 504,997,000.00 |

E.2. National Kidney and Transplant Institute

| | | | | | | | | | | | | | | |
|------------------------------------|------------------|------------------|---|------------------|------------------|---|---|---|------------------|----------------|----------------|----------------|----------------|------------------|
| General Administration and Support | 1000000000000000 | - | - | - | - | - | - | - | - | - | - | - | - | - |
| Support to Operations | 2000000000000000 | - | - | - | - | - | - | - | - | - | - | - | - | - |
| Operations | 3000000000000000 | 1,280,442,000.00 | - | 1,280,442,000.00 | 1,280,442,000.00 | - | = | = | 1,280,442,000.00 | 320,111,000.00 | 320,111,000.00 | 320,110,000.00 | 320,110,000.00 | 1,280,442,000.00 |
| Hospital Services Program | 3101000000000000 | 1,280,442,000.00 | - | 1,280,442,000.00 | 1,280,442,000.00 | - | - | - | 1,280,442,000.00 | 320,111,000.00 | 320,111,000.00 | 320,110,000.00 | 320,110,000.00 | 1,280,442,000.00 |
| Total | | 1,280,442,000.00 | - | 1,280,442,000.00 | 1,280,442,000.00 | - | - | - | 1,280,442,000.00 | 320,111,000.00 | 320,111,000.00 | 320,110,000.00 | 320,110,000.00 | 1,280,442,000.00 |

E.3. Philippine Children's Medical Center

| | | | | | | | | | | | | | | |
|---|------------------|------------------|---|------------------|------------------|---|---|---|------------------|----------------|----------------|----------------|----------------|------------------|
| General Administration and Support | 1000000000000000 | - | - | - | - | - | - | - | - | - | - | - | - | - |
| Support to Operations | 2000000000000000 | - | - | - | - | - | - | - | - | - | - | - | - | - |
| Operations | 3000000000000000 | 1,933,685,000.00 | - | 1,933,685,000.00 | 1,933,685,000.00 | - | = | = | 1,933,685,000.00 | 298,719,000.00 | 377,969,000.00 | 260,594,000.00 | 385,029,093.00 | 1,333,311,093.00 |
| Hospital Services Program | 3101000000000000 | 1,804,641,000.00 | - | 1,804,641,000.00 | 1,804,641,000.00 | - | - | - | 1,804,641,000.00 | 298,719,000.00 | 377,969,000.00 | 260,594,000.00 | 265,985,093.00 | 1,204,267,093.00 |
| Training and Research Development Program | 3102000000000000 | 129,044,000.00 | - | 129,044,000.00 | 129,044,000.00 | - | - | - | 129,044,000.00 | - | - | - | 129,044,000.00 | 129,044,000.00 |

CY 2021 STATEMENT OF APPROPRIATIONS, ALLOTMENTS, OBLIGATIONS,
DISBURSEMENTS AND BALANCES BY OBJECT OF EXPENDITURES (SAADBOE)

As of December 31, 2021

Department : Department of Finance
Agency : BUREAU OF THE TREASURY
Operating Unit : BTr NG OVERSIGHT
Organization Code : 11-005-00-00000
Funding Source :

Fund Cluster 01 RA Fund
Fund Cluster 02 - FAP Fund
Fund Cluster 03 - FAP Fund

| | | | |
|----------------------------------|---|----------------------------|--|
| FAR No. 1A_BTr NG OVERSIGHT_BSGC | | | |
| | X | New General Appropriations | |
| | X | Continuing Appropriations | |
| | X | Automatic Appropriations | |
| | X | Unprogrammed Funds | |

| PARTICULARS | UACS CODE | APPROPRIATIONS | | | | ALLOTMENTS | | | | CURRENT YEAR OBLIGATIONS | | | | |
|--|------------------|---|-------------|------------------------|---------------------|-------------|----------|--------|---------------------------|--------------------------|-------------------|-------------------|------------------|-------------------|
| | | Authorized Appropriation | Adjustments | Adjusted Appropriation | Allotments received | Adjustments | Transfer | | Adjusted Total Allotments | 1st Quarter | 2nd Quarter | 3rd Quarter | 4th Quarter | TOTAL |
| | | | | | | | To En | nsf er | | | | | | |
| 1 | 2 | 3 | 4 | 5=3+4 | 6 | 7 | 8 | 9 | 10=6+7+8+9 | CURRENT YEAR OBLIGATIONS | 12 | 13 | 14 | 15=1+14 |
| Total | | 1,933,685,000.00 - 1,933,685,000.00 1,933,685,000.00 - - - 1,933,685,000.00 299,719,000.00 377,969,000.00 260,594,000.00 395,029,093.00 1,333,311,093.00 | | | | | | | | | | | | |
| E.4. Philippine Health Insurance Corporation | | | | | | | | | | | | | | |
| General Administration and Support | | | | | | | | | | | | | | |
| Support to Operations | 1000000000000000 | - | - | - | - | - | - | - | - | - | - | - | - | - |
| Operations | 2000000000000000 | - | - | - | - | - | - | - | - | - | - | - | - | - |
| National Health Insurance Program | 3000000000000000 | 71,353,360,000.00 | - | 71,353,360,000.00 | 71,238,467,200.00 | - | = | = | 71,238,467,200.00 | - | 36,501,750,000.00 | 30,600,693,600.00 | 4,136,023,600.00 | 71,238,467,200.00 |
| | 3101000000000000 | 71,353,360,000.00 | - | 71,353,360,000.00 | 71,238,467,200.00 | - | - | - | 71,238,467,200.00 | - | 36,501,750,000.00 | 30,600,693,600.00 | 4,136,023,600.00 | 71,238,467,200.00 |
| Total | | 71,353,360,000.00 | - | 71,353,360,000.00 | 71,238,467,200.00 | - | - | - | 71,238,467,200.00 | - | 36,501,750,000.00 | 30,600,693,600.00 | 4,136,023,600.00 | 71,238,467,200.00 |
| E.5. Philippine Heart Center | | | | | | | | | | | | | | |
| General Administration and Support | | | | | | | | | | | | | | |
| Support to Operations | 1000000000000000 | - | - | - | - | - | - | - | - | - | - | - | - | - |
| Operations | 2000000000000000 | - | - | - | - | - | - | - | - | - | - | - | - | - |
| Hospital Services Program | 3000000000000000 | 1,795,827,000.00 | - | 1,795,827,000.00 | 1,775,827,000.00 | - | = | = | 1,775,827,000.00 | 443,957,000.00 | 456,707,000.00 | 439,707,000.00 | 435,456,000.00 | 1,775,827,000.00 |
| | 3101000000000000 | 1,795,827,000.00 | - | 1,795,827,000.00 | 1,775,827,000.00 | - | - | - | 1,775,827,000.00 | 443,957,000.00 | 456,707,000.00 | 439,707,000.00 | 435,456,000.00 | 1,775,827,000.00 |
| Total | | 1,795,827,000.00 | - | 1,795,827,000.00 | 1,775,827,000.00 | - | - | - | 1,775,827,000.00 | 443,957,000.00 | 456,707,000.00 | 439,707,000.00 | 435,456,000.00 | 1,775,827,000.00 |
| E.6. Philippine Institute of Traditional and Alternative Health Care | | | | | | | | | | | | | | |
| General Administration and Support | | | | | | | | | | | | | | |
| Support to Operations | 1000000000000000 | 103,659,000.00 | - | 103,659,000.00 | 103,659,000.00 | - | - | - | 103,659,000.00 | 12,042,000.00 | 30,496,000.00 | 29,223,000.00 | 31,898,000.00 | 103,659,000.00 |
| Operations | 2000000000000000 | - | - | - | - | - | - | - | - | - | - | - | - | - |
| Traditional and Complementary Medicine Development and Promotion Program | 3000000000000000 | 40,834,000.00 | - | 40,834,000.00 | 40,834,000.00 | - | = | = | 40,834,000.00 | 24,082,000.00 | 7,816,000.00 | 3,158,000.00 | 5,778,000.00 | 40,834,000.00 |
| | 3101000000000000 | 40,834,000.00 | - | 40,834,000.00 | 40,834,000.00 | - | - | - | 40,834,000.00 | 24,082,000.00 | 7,816,000.00 | 3,158,000.00 | 5,778,000.00 | 40,834,000.00 |
| Total | | 144,493,000.00 | - | 144,493,000.00 | 144,493,000.00 | - | - | - | 144,493,000.00 | 36,124,000.00 | 38,312,000.00 | 32,381,000.00 | 37,676,000.00 | 144,493,000.00 |
| Total, Department of Health | | 77,012,804,000.00 - 77,012,804,000.00 76,877,911,200.00 - - - 76,877,911,200.00 1,226,160,000.00 37,871,099,000.00 31,754,735,600.00 5,425,542,693.00 76,277,537,293.00 | | | | | | | | | | | | |

CY 2021 STATEMENT OF APPROPRIATIONS, ALLOTMENTS, OBLIGATIONS,
DISBURSEMENTS AND BALANCES BY OBJECT OF EXPENDITURES (SAODBOE)

As of December 31, 2021

Department : Department of Finance
Agency : BUREAU OF THE TREASURY
Operating Unit : BTR NG OVERSIGHT
Organization Code : 11-005-00-00000
Funding Source :

Fund Cluster 01 RA Fund
Fund Cluster 02 - FAP Fund
Fund Cluster 03 - FAP Fund

| FAR No. 1A_BTR NG OVERSIGHT_BSGC | | | |
|----------------------------------|--|--|----------------------------|
| X | | | New General Appropriations |
| X | | | Continuing Appropriations |
| X | | | Automatic Appropriations |
| X | | | Unprogrammed Funds |

| PARTICULARS | UACS CODE | APPROPRIATIONS | | | ALLOTMENTS | | | | | CURRENT YEAR OBLIGATIONS | | | | |
|-------------|-----------|--------------------------|-------------|------------------------|---------------------|-------------|-------------|---------------|---------------------------|--------------------------|-------------|-------------|-------------|---------|
| | | Authorized Appropriation | Adjustments | Adjusted Appropriation | Allotments received | Adjustments | Transfer to | Transfer from | Adjusted Total Allotments | 1st Quarter | 2nd Quarter | 3rd Quarter | 4th Quarter | TOTAL |
| 1 | 2 | 3 | 4 | 5=3+4 | 6 | 7 | 8 | 9 | 10=6+7+8+9 | CURRENT YEAR OBLIGATIONS | 12 | 13 | 14 | 15=1:14 |

F. Department of Housing Settlements and Urban Development

| | | | | | | | | | | | | | | |
|---|------------------|----------------|---|----------------|----------------|---|---|---|----------------|---|---|---|----------------|----------------|
| F.1. National Home Mortgage Finance Corporation | | | | | | | | | | | | | | |
| General Administration and Support | 1000000000000000 | - | - | - | - | - | - | - | - | - | - | - | - | - |
| Support to Operations | 2000000000000000 | - | - | - | - | - | - | - | - | - | - | - | - | - |
| Operations | 3000000000000000 | 500,000,000.00 | - | 500,000,000.00 | 500,000,000.00 | - | = | = | 500,000,000.00 | - | - | - | 171,657,600.00 | 171,657,600.00 |
| Socialized Housing Loan Take-Out of Receivables (Shelter) Program | 3101000000000000 | 500,000,000.00 | - | 500,000,000.00 | 500,000,000.00 | - | - | - | 500,000,000.00 | - | - | - | 171,657,600.00 | 171,657,600.00 |
| Total | | 500,000,000.00 | - | 500,000,000.00 | 500,000,000.00 | - | - | - | 500,000,000.00 | - | - | - | 171,657,600.00 | 171,657,600.00 |

| | | | | | | | | | | | | | | |
|---|------------------|------------------|---|------------------|------------------|---|---|---|------------------|---|---|---|----------------|----------------|
| F.2. National Housing Authority | | | | | | | | | | | | | | |
| General Administration and Support | 1000000000000000 | - | - | - | - | - | - | - | - | - | - | - | - | - |
| Support to Operations | 2000000000000000 | - | - | - | - | - | - | - | - | - | - | - | - | - |
| Operations | 3000000000000000 | 3,456,000,000.00 | - | 3,456,000,000.00 | 3,320,736,800.00 | - | = | = | 3,320,736,800.00 | - | - | - | 522,470,000.00 | 522,470,000.00 |
| Comprehensive and Integrated Housing Program | 3101000000000000 | 3,456,000,000.00 | - | 3,456,000,000.00 | 3,320,736,800.00 | - | - | - | 3,320,736,800.00 | - | - | - | 522,470,000.00 | 522,470,000.00 |
| Housing Program for Calamity Victims- Permanent Housing | 3102000000000000 | - | - | - | - | - | - | - | - | - | - | - | - | - |
| Total | | 3,456,000,000.00 | - | 3,456,000,000.00 | 3,320,736,800.00 | - | - | - | 3,320,736,800.00 | - | - | - | 522,470,000.00 | 522,470,000.00 |

| | | | | | | | | | | | | | | |
|--|------------------|------------------|---|------------------|------------------|---|---|---|------------------|---|---|---|----------------|----------------|
| F.3. Social Housing Finance Corporation | | | | | | | | | | | | | | |
| General Administration and Support | 1000000000000000 | - | - | - | - | - | - | - | - | - | - | - | - | - |
| Support to Operations | 2000000000000000 | - | - | - | - | - | - | - | - | - | - | - | - | - |
| Operations | 3000000000000000 | 369,203,000.00 | - | 369,203,000.00 | 369,203,000.00 | - | = | = | 369,203,000.00 | - | - | - | - | - |
| High Density Housing Program | 3101000000000000 | 369,203,000.00 | - | 369,203,000.00 | 369,203,000.00 | - | - | - | 369,203,000.00 | - | - | - | - | - |
| Community Mortgage Program | | - | - | - | - | - | - | - | - | - | - | - | - | - |
| Total | | 369,203,000.00 | - | 369,203,000.00 | 369,203,000.00 | - | - | - | 369,203,000.00 | - | - | - | - | - |
| Total, Department of Housing Settlements and Urban | | 4,325,203,000.00 | - | 4,325,203,000.00 | 4,189,939,800.00 | - | - | - | 4,189,939,800.00 | - | - | - | 694,127,600.00 | 694,127,600.00 |

CY 2021 STATEMENT OF APPROPRIATIONS, ALLOTMENTS, OBLIGATIONS,
DISBURSEMENTS AND BALANCES BY OBJECT OF EXPENDITURES (SAADBOE)

As of December 31, 2021

Department : Department of Finance
Agency : BUREAU OF THE TREASURY
Operating Unit : BTR NG OVERSIGHT
Organization Code : 11-005-00-00000
Funding Source :

Fund Cluster 01 RA Fund
Fund Cluster 02 - FAP Fund
Fund Cluster 03 - FAP Fund

| | | | |
|----------------------------------|---|----------------------------|--|
| FAR No. 1A_BTR NG OVERSIGHT_BSGC | | | |
| | X | New General Appropriations | |
| | X | Continuing Appropriations | |
| | X | Automatic Appropriations | |
| | X | Unprogrammed Funds | |

| PARTICULARS | UACS CODE | APPROPRIATIONS | | | ALLOTMENTS | | | | | CURRENT YEAR OBLIGATIONS | | | | |
|-------------|-----------|--------------------------|-------------|------------------------|---------------------|-------------|-------------|---------------|---------------------------|--------------------------|-------------|-------------|-------------|---------|
| | | Authorized Appropriation | Adjustments | Adjusted Appropriation | Allotments received | Adjustments | Transfer to | Transfer from | Adjusted Total Allotments | 1st Quarter | 2nd Quarter | 3rd Quarter | 4th Quarter | TOTAL |
| 1 | 2 | 3 | 4 | 5=3+4 | 6 | 7 | 8 | 9 | 10=6+7-8+9 | CURRENT YEAR OBLIGATIONS | 12 | 13 | 14 | 15=1:14 |

G. DEPARTMENT OF PUBLIC WORKS AND HIGHWAYS

| | | | | | | | | | | | | | | |
|--|-------------------|------------------|---|------------------|----------------|---|---|---|----------------|---|---|---|---|---|
| G.1. Local Water Utilities Administration | | | | | | | | | | | | | | |
| General Administration and Support | 10000000000000000 | - | - | - | - | - | - | - | - | - | - | - | - | - |
| Support to Operations | 20000000000000000 | - | - | - | - | - | - | - | - | - | - | - | - | - |
| Operations | 30000000000000000 | 1,006,550,000.00 | - | 1,006,550,000.00 | 917,410,000.00 | - | = | = | 917,410,000.00 | - | - | - | - | - |
| Water Supply and Sanitation Program | 31010000000000000 | 1,006,550,000.00 | - | 1,006,550,000.00 | 917,410,000.00 | - | - | - | 917,410,000.00 | - | - | - | - | - |
| Total | | 1,006,550,000.00 | - | 1,006,550,000.00 | 917,410,000.00 | - | - | - | 917,410,000.00 | - | - | - | - | - |
| Total, Department of Public Works and Highways | | 1,006,550,000.00 | - | 1,006,550,000.00 | 917,410,000.00 | - | - | - | 917,410,000.00 | - | - | - | - | - |

H. DEPARTMENT OF TOURISM

| | | | | | | | | | | | | | | |
|---|-------------------|---------------|---|---------------|---------------|---|---|---|---------------|---|---|---|---|---|
| H.1. Tourism Infrastructure and Enterprise Zone Authority | | | | | | | | | | | | | | |
| General Administration and Support | 10000000000000000 | - | - | - | - | - | - | - | - | - | - | - | - | - |
| Support to Operations | 20000000000000000 | - | - | - | - | - | - | - | - | - | - | - | - | - |
| Operations | 30000000000000000 | 27,000,000.00 | - | 27,000,000.00 | 27,000,000.00 | - | = | = | 27,000,000.00 | - | - | - | - | - |
| National Tourism Development Initiative | 30020000000000000 | 27,000,000.00 | - | 27,000,000.00 | 27,000,000.00 | - | - | - | 27,000,000.00 | - | - | - | - | - |
| Total | | 27,000,000.00 | - | 27,000,000.00 | 27,000,000.00 | - | - | - | 27,000,000.00 | - | - | - | - | - |
| Total, Department of Tourism | | 27,000,000.00 | - | 27,000,000.00 | 27,000,000.00 | - | - | - | 27,000,000.00 | - | - | - | - | - |

I. DEPARTMENT OF TRADE AND INDUSTRY

| | | | | | | | | | | | | | | |
|--|-------------------|----------------|---|----------------|----------------|---|---|---|----------------|---------------|---------------|---------------|---------------|---------------|
| I.1. Aurora Pacific Economic Zone and Freeport Authority | | | | | | | | | | | | | | |
| General Administration and Support | 10000000000000000 | 50,026,000.00 | - | 50,026,000.00 | 50,026,000.00 | - | - | - | 50,026,000.00 | 12,507,000.00 | 12,507,000.00 | 12,507,000.00 | 12,505,000.00 | 50,026,000.00 |
| Support to Operations | 20000000000000000 | - | - | - | - | - | - | - | - | - | - | - | - | - |
| Operations | 30000000000000000 | 118,695,000.00 | - | 118,695,000.00 | 118,695,000.00 | - | = | = | 118,695,000.00 | - | - | - | - | - |
| * Ecozone Development Program | 31010000000000000 | 118,695,000.00 | - | 118,695,000.00 | 118,695,000.00 | - | - | - | 118,695,000.00 | - | - | - | - | - |

CY 2021 STATEMENT OF APPROPRIATIONS, ALLOTMENTS, OBLIGATIONS,
DISBURSEMENTS AND BALANCES BY OBJECT OF EXPENDITURES (SAODBOE)

As of December 31, 2021

Department : Department of Finance
Agency : BUREAU OF THE TREASURY
Operating Unit : BTR NG OVERSIGHT
Organization Code : 11-005-00-00000
Funding Source :

Fund Cluster 01 RA Fund
Fund Cluster 02 - FAP Fund
Fund Cluster 03 - FAP Fund

FAR No. 1A_BTR NG OVERSIGHT_BSGC

| | |
|---|----------------------------|
| X | New General Appropriations |
| X | Continuing Appropriations |
| X | Automatic Appropriations |
| X | Unprogrammed Funds |

| PARTICULARS | UACS CODE | APPROPRIATIONS | | | | ALLOTMENTS | | | | CURRENT YEAR OBLIGATIONS | | | | |
|--|--------------------|--------------------------|-------------|------------------------|---------------------|-------------|------------------|------------------|---------------------------|--------------------------|----------------|----------------|----------------|------------------|
| | | Authorized Appropriation | Adjustments | Adjusted Appropriation | Allotments received | Adjustments | Transfer to Envo | Transfer to Envo | Adjusted Total Allotments | 1st Quarter | 2nd Quarter | 3rd Quarter | 4th Quarter | TOTAL |
| 1 | 2 | 3 | 4 | 5=3+4 | 6 | 7 | 8 | 9 | 10=6+7+8+9 | CURRENT YEAR OBLIGATIONS | 12 | 13 | 14 | 15=1+14 |
| Total | | 168,721,000.00 | - | 168,721,000.00 | 168,721,000.00 | - | - | - | 168,721,000.00 | 12,507,000.00 | 12,507,000.00 | 12,507,000.00 | 12,505,000.00 | 50,026,000.00 |
| 1.2. Center for International Trade Expositions and Missions | | | | | | | | | | | | | | |
| General Administration and Support | 100000000000000000 | 31,249,000.00 | - | 31,249,000.00 | 31,249,000.00 | | | | 31,249,000.00 | 31,249,000.00 | | | | 31,249,000.00 |
| Support to Operations | 200000000000000000 | 20,624,000.00 | - | 20,624,000.00 | 20,624,000.00 | | | | 20,624,000.00 | 4,222,000.00 | 16,402,000.00 | | | 20,624,000.00 |
| Operations | 300000000000000000 | 90,012,000.00 | - | 90,012,000.00 | 90,012,000.00 | | | | 90,012,000.00 | | 19,069,000.00 | 35,471,000.00 | 35,472,000.00 | 90,012,000.00 |
| Export/Trade Promotion Program | 310100000000000000 | 90,012,000.00 | - | 90,012,000.00 | 90,012,000.00 | | | | 90,012,000.00 | | 19,069,000.00 | 35,471,000.00 | 35,472,000.00 | 90,012,000.00 |
| Total | | 141,885,000.00 | - | 141,885,000.00 | 141,885,000.00 | - | - | - | 141,885,000.00 | 35,471,000.00 | 35,471,000.00 | 35,471,000.00 | 35,472,000.00 | 141,885,000.00 |
| 1.3. Small Business Corporation | | | | | | | | | | | | | | |
| General Administration and Support | 100000000000000000 | - | - | - | - | | | | - | - | | | | - |
| Support to Operations | 200000000000000000 | - | - | - | - | | | | - | - | | | | - |
| Operations | 300000000000000000 | 1,000,000,000.00 | - | 1,000,000,000.00 | 1,000,000,000.00 | | | | 1,000,000,000.00 | 500,000,000.00 | | 500,000,000.00 | | 1,000,000,000.00 |
| Pondo para sa Pagbabago at Pag-asenso P 310100000000000000 | | 1,000,000,000.00 | - | 1,000,000,000.00 | 1,000,000,000.00 | | | | 1,000,000,000.00 | 500,000,000.00 | | 500,000,000.00 | | 1,000,000,000.00 |
| Total | | 1,000,000,000.00 | - | 1,000,000,000.00 | 1,000,000,000.00 | - | - | - | 1,000,000,000.00 | 547,978,000.00 | 47,978,000.00 | 547,978,000.00 | 47,977,000.00 | 1,191,911,000.00 |
| Total, Department of Trade and Industry | | 1,310,606,000.00 | - | 1,310,606,000.00 | 1,310,606,000.00 | - | - | - | 1,310,606,000.00 | 547,978,000.00 | 47,978,000.00 | 547,978,000.00 | 47,977,000.00 | 1,191,911,000.00 |
| J. DEPARTMENT OF TRANSPORTATION AND COMMUNICATIONS | | | | | | | | | | | | | | |
| J.1 Civil Aviation Authority of the Philippines | | | | | | | | | | | | | | |
| General Administration and Support | 100000000000000000 | 1,533,190,000.00 | - | 1,533,190,000.00 | 1,533,190,000.00 | | | | 1,533,190,000.00 | | 902,833,000.00 | 329,681,000.00 | 300,676,000.00 | 1,533,190,000.00 |
| Support to Operations | 200000000000000000 | - | - | - | - | | | | - | | | | | - |
| Operations | 300000000000000000 | - | - | - | - | | | | - | | | | | - |
| | 310100000000000000 | - | - | - | - | | | | - | | | | | - |
| Total | | 1,533,190,000.00 | - | 1,533,190,000.00 | 1,533,190,000.00 | - | - | - | 1,533,190,000.00 | - | 902,833,000.00 | 329,681,000.00 | 300,676,000.00 | 1,533,190,000.00 |

CY 2021 STATEMENT OF APPROPRIATIONS, ALLOTMENTS, OBLIGATIONS,
DISBURSEMENTS AND BALANCES BY OBJECT OF EXPENDITURES (SAADBOE)

As of December 31, 2021

Department : Department of Finance
Agency : BUREAU OF THE TREASURY
Operating Unit : BTR NG OVERSIGHT
Organization Code : 11-005-00-00000
Funding Source :

Fund Cluster 01 RA Fund
Fund Cluster 02 - FAP Fund
Fund Cluster 03 - FAP Fund

FAR No. 1A_BTR NG OVERSIGHT_BSGC

| | |
|---|----------------------------|
| X | New General Appropriations |
| X | Continuing Appropriations |
| X | Automatic Appropriations |
| X | Unprogrammed Funds |

| PARTICULARS | UACS CODE | APPROPRIATIONS | | | ALLOTMENTS | | | | | CURRENT YEAR OBLIGATIONS | | | | | TOTAL |
|--|------------------|--------------------------|-------------|------------------------|---------------------|-------------|-------------|---------------|---------------------------|--------------------------|------------------|----------------|----------------|------------------|----------------|
| | | Authorized Appropriation | Adjustments | Adjusted Appropriation | Allotments received | Adjustments | Transfer to | Transfer from | Adjusted Total Allotments | 1st Quarter | 2nd Quarter | 3rd Quarter | 4th Quarter | 15=11+14 | |
| 1 | 2 | 3 | 4 | 5=3+4 | 6 | 7 | 8 | 9 | 10=6+7+8+9 | CURRENT YEAR OBLIGATIONS | 12 | 13 | 14 | 15=11+14 | |
| J.2 Light Rail Transit Authority | | | | | | | | | | | | | | | |
| General Administration and Support | 1000000000000000 | 164,279,000.00 | - | 164,279,000.00 | 164,279,000.00 | | | | 164,279,000.00 | 164,279,000.00 | | | | | 164,279,000.00 |
| Support to Operations | 2000000000000000 | - | - | - | - | | | | - | 90,259,000.00 | 254,538,000.00 | 254,538,000.00 | 254,538,000.00 | 853,873,000.00 | - |
| Operations | 3000000000000000 | 853,873,000.00 | - | 853,873,000.00 | 853,873,000.00 | | = | = | 853,873,000.00 | 90,259,000.00 | 254,538,000.00 | 254,538,000.00 | 254,538,000.00 | 853,873,000.00 | |
| Systems and Facilities Improvement, Rehabilitation and Modernization Program | 3101000000000000 | 853,873,000.00 | - | 853,873,000.00 | 853,873,000.00 | | | | 853,873,000.00 | | | | | | |
| Total | | 1,018,152,000.00 | - | 1,018,152,000.00 | 1,018,152,000.00 | | - | - | 1,018,152,000.00 | 254,538,000.00 | 254,538,000.00 | 254,538,000.00 | 254,538,000.00 | 1,018,152,000.00 | |
| J.3 Philippine National Railways | | | | | | | | | | | | | | | |
| General Administration and Support | 1000000000000000 | 429,300,000.00 | - | 429,300,000.00 | 429,300,000.00 | | | | 429,300,000.00 | 102,750,000.00 | | | | 79,140,097.00 | 181,890,097.00 |
| Support to Operations | 2000000000000000 | - | - | - | - | | = | = | - | - | | | | - | - |
| Operations | 3000000000000000 | 803,700,000.00 | - | 803,700,000.00 | 803,700,000.00 | | | | 803,700,000.00 | - | | | | | |
| Railway System Maintenance Program | 3101000000000000 | 803,700,000.00 | - | 803,700,000.00 | 803,700,000.00 | | | | 803,700,000.00 | 102,750,000.00 | - | | | 79,140,097.00 | 181,890,097.00 |
| Total | | 1,233,000,000.00 | - | 1,233,000,000.00 | 1,233,000,000.00 | | - | - | 1,233,000,000.00 | 102,750,000.00 | | | | | |
| Total, Department of Trans. and Communications | | 3,784,342,000.00 | - | 3,784,342,000.00 | 3,784,342,000.00 | | - | - | 3,784,342,000.00 | 357,288,000.00 | 1,157,371,000.00 | 584,219,000.00 | 634,354,097.00 | 2,733,232,097.00 | |
| K. NATIONAL ECONOMIC AND DEVELOPMENT | | | | | | | | | | | | | | | |
| K.1. Philippine Institute for Development Studies | | | | | | | | | | | | | | | |
| General Administration and Support | 1000000000000000 | 84,000,000.00 | - | 84,000,000.00 | 84,000,000.00 | | | | 84,000,000.00 | 47,326,000.00 | 36,674,000.00 | | | 84,000,000.00 | |
| Support to Operations | 2000000000000000 | 19,257,000.00 | - | 19,257,000.00 | 19,257,000.00 | | | | 19,257,000.00 | - | 10,652,000.00 | 8,605,000.00 | 10,652,000.00 | 19,257,000.00 | |
| Operations | 3000000000000000 | 86,048,000.00 | - | 86,048,000.00 | 86,048,000.00 | | = | = | 86,048,000.00 | - | 10,652,000.00 | 38,721,000.00 | 36,675,000.00 | 86,048,000.00 | |
| Socio-Economic Policy Research Program | 3101000000000000 | 86,048,000.00 | - | 86,048,000.00 | 86,048,000.00 | | | | 86,048,000.00 | | | | | | |
| Total | | 189,305,000.00 | - | 189,305,000.00 | 189,305,000.00 | | - | - | 189,305,000.00 | 47,326,000.00 | 47,326,000.00 | 47,326,000.00 | 47,327,000.00 | 189,305,000.00 | |
| Total, National Economic and Development | | 189,305,000.00 | - | 189,305,000.00 | 189,305,000.00 | | - | - | 189,305,000.00 | 47,326,000.00 | 47,326,000.00 | 47,326,000.00 | 47,327,000.00 | 189,305,000.00 | |

CY 2021 STATEMENT OF APPROPRIATIONS, ALLOTMENTS, OBLIGATIONS,
DISBURSEMENTS AND BALANCES BY OBJECT OF EXPENDITURES (SAADBOE)

As of December 31, 2021

Department : Department of Finance
Agency : BUREAU OF THE TREASURY
Operating Unit : BTR NG OVERSIGHT
Organization Code : 11-005-00-00000
Funding Source :

Fund Cluster 01 RA Fund
Fund Cluster 02 - FAP Fund
Fund Cluster 03 - FAP Fund

| | | | |
|----------------------------------|---|----------------------------|--|
| FAR No. 1A_BTR NG OVERSIGHT_BSGC | | | |
| | X | New General Appropriations | |
| | X | Continuing Appropriations | |
| | X | Automatic Appropriations | |
| | X | Unprogrammed Funds | |

| PARTICULARS | UACS CODE | APPROPRIATIONS | | | ALLOTMENTS | | | | | CURRENT YEAR OBLIGATIONS | | | | |
|--|---------------------------|--------------------------|-------------|------------------------|---------------------|-------------|-------------|---------------|---------------------------|--------------------------|---------------|---------------|---------------|----------------|
| | | Authorized Appropriation | Adjustments | Adjusted Appropriation | Allotments received | Adjustments | Transfer To | Transfer From | Adjusted Total Allotments | 1st Quarter | 2nd Quarter | 3rd Quarter | 4th Quarter | TOTAL |
| 1 | 2 | 3 | 4 | 5=3+4 | 6 | 7 | 8 | 9 | 10=6+7-8+9 | CURRENT YEAR OBLIGATIONS | 12 | 13 | 14 | 15=11:14 |
| L. PRESIDENTIAL COMMUNICATIONS OPERATIONS OFFICE | | | | | | | | | | | | | | |
| L.1. Intercontinental Broadcasting Corporation | | | | | | | | | | | | | | |
| General Administration and Support | 1000000000000000 | 129,989,000.00 | - | 129,989,000.00 | 129,989,000.00 | | | | 129,989,000.00 | 32,497,250.00 | 60,648,000.00 | 18,423,000.00 | 18,420,750.00 | 129,989,000.00 |
| Support to Operations | 2000000000000000 | - | - | - | - | | | | - | - | - | - | - | - |
| Operations | 3000000000000000 | - | - | - | - | | | | - | - | - | - | - | - |
| * | 3101000000000000 | - | - | - | - | | | | - | - | - | - | - | - |
| Total | | 129,989,000.00 | - | 129,989,000.00 | 129,989,000.00 | - | - | - | 129,989,000.00 | 32,497,250.00 | 60,648,000.00 | 18,423,000.00 | 18,420,750.00 | 129,989,000.00 |
| L.2. Peoples Television Network, Inc. | | | | | | | | | | | | | | |
| General Administration and Support | 1000000000000000 | 104,944,000.00 | - | 104,944,000.00 | 104,944,000.00 | | | | 104,944,000.00 | 26,236,000.00 | 26,264,000.00 | 26,250,000.00 | 26,194,000.00 | 104,944,000.00 |
| Support to Operations | 2000000000000000 | - | - | - | - | | | | - | - | - | - | - | - |
| Operations | 3000000000000000 | - | - | - | - | | | | - | - | - | - | - | - |
| * | PTV Modernization Program | 3101000000000000 | - | - | - | | | | - | - | - | - | - | - |
| Total | | 104,944,000.00 | - | 104,944,000.00 | 104,944,000.00 | - | - | - | 104,944,000.00 | 26,236,000.00 | 26,264,000.00 | 26,250,000.00 | 26,194,000.00 | 104,944,000.00 |
| Total, Presidential Comm. Operations Office | | 234,933,000.00 | - | 234,933,000.00 | 234,933,000.00 | - | - | - | 234,933,000.00 | 58,733,250.00 | 86,912,000.00 | 44,673,000.00 | 44,614,750.00 | 234,933,000.00 |
| M. OTHER EXECUTIVE OFFICES | | | | | | | | | | | | | | |
| M.1. Authority of the Freeport Area of Bataan | | | | | | | | | | | | | | |
| General Administration and Support | 1000000000000000 | - | - | - | - | | | | - | - | - | - | - | - |
| Support to Operations | 2000000000000000 | - | - | - | - | | | | - | - | - | - | - | - |
| Operations | 3000000000000000 | 237,890,000.00 | - | 237,890,000.00 | 237,890,000.00 | - | = | = | 237,890,000.00 | - | 21,253,091.00 | 5,316,662.00 | 70,863,698.00 | 97,433,451.00 |
| * Ecozone Development Program | 3101000000000000 | 237,890,000.00 | - | 237,890,000.00 | 237,890,000.00 | - | - | - | 237,890,000.00 | 21,253,091.00 | 5,316,662.00 | 5,316,662.00 | 70,863,698.00 | 97,433,451.00 |
| Total | | 237,890,000.00 | - | 237,890,000.00 | 237,890,000.00 | - | - | - | 237,890,000.00 | - | 21,253,091.00 | 5,316,662.00 | 70,863,698.00 | 97,433,451.00 |

CY 2021 STATEMENT OF APPROPRIATIONS, ALLOTMENTS, OBLIGATIONS,
DISBURSEMENTS AND BALANCES BY OBJECT OF EXPENDITURES (SAODBOE)

As of December 31, 2021

Department : Department of Finance
Agency : BUREAU OF THE TREASURY
Operating Unit : BTr-NG OVERSIGHT
Organization Code : 11-005-00-00000
Funding Source :

Fund Cluster 01 RA Fund
Fund Cluster 02 - FAP Fund
Fund Cluster 03 - FAP Fund

FAR No. 1A_BTr-NG OVERSIGHT_BSGC

| | |
|---|----------------------------|
| X | New General Appropriations |
| X | Continuing Appropriations |
| X | Automatic Appropriations |
| X | Unprogrammed Funds |

| PARTICULARS | UACS CODE | APPROPRIATIONS | | | ALLOTMENTS | | | | | CURRENT YEAR OBLIGATIONS | | | | |
|---|------------------|--------------------------|-------------|------------------------|---------------------|-------------|-------------------|---------------------|---------------------------|--------------------------|---------------|----------------|---------------|----------------|
| | | Authorized Appropriation | Adjustments | Adjusted Appropriation | Allotments received | Adjustments | Transfer to Other | Transfer from Other | Adjusted Total Allotments | 1st Quarter | 2nd Quarter | 3rd Quarter | 4th Quarter | TOTAL |
| 1 | 2 | 3 | 4 | 5=3+4 | 6 | 7 | 8 | 9 | 10=6+7-8+9 | CURRENT YEAR OBLIGATIONS | 12 | 13 | 14 | 15=11:14 |
| General Administration and Support | 1000000000000000 | - | - | - | - | - | - | - | - | - | - | - | - | - |
| Support to Operations | 2000000000000000 | 86,247,000.00 | - | 86,247,000.00 | 56,964,455.00 | - | - | - | 56,964,455.00 | 14,357,254.00 | - | 42,607,201.00 | - | 56,964,455.00 |
| Operations | 3000000000000000 | 2,523,584,000.00 | - | 2,523,584,000.00 | 2,523,584,000.00 | - | = | = | 2,523,584,000.00 | - | - | 83,671,068.00 | - | 83,671,068.00 |
| Infrastructure Development Program | 3101000000000000 | 2,523,584,000.00 | - | 2,523,584,000.00 | 2,523,584,000.00 | - | - | - | 2,523,584,000.00 | - | - | 83,671,068.00 | - | 83,671,068.00 |
| Total | | 2,609,831,000.00 | - | 2,609,831,000.00 | 2,580,548,455.00 | - | - | - | 2,580,548,455.00 | 14,357,254.00 | - | 126,278,269.00 | - | 140,635,523.00 |
| M.3. Cagayan Economic Zone Authority | | | | | | | | | | | | | | |
| General Administration and Support | 1000000000000000 | - | - | - | - | - | - | - | - | - | - | - | - | - |
| Support to Operations | 2000000000000000 | - | - | - | - | - | - | - | - | - | - | - | - | - |
| Operations | 3000000000000000 | 228,844,000.00 | - | 228,844,000.00 | 228,844,000.00 | - | = | = | 228,844,000.00 | - | - | 34,281,646.00 | - | 34,281,646.00 |
| * Ecozone Development Program | 3101000000000000 | 228,844,000.00 | - | 228,844,000.00 | 228,844,000.00 | - | - | - | 228,844,000.00 | - | - | 34,281,646.00 | - | 34,281,646.00 |
| Total | | 228,844,000.00 | - | 228,844,000.00 | 228,844,000.00 | - | - | - | 228,844,000.00 | - | - | 34,281,646.00 | - | 34,281,646.00 |
| M.4. Credit Information Corporation | | | | | | | | | | | | | | |
| General Administration and Support | 1000000000000000 | 76,790,000.00 | - | 76,790,000.00 | 76,790,000.00 | - | - | - | 76,790,000.00 | 19,198,000.00 | 19,802,000.00 | 14,403,000.00 | 23,387,000.00 | 76,790,000.00 |
| Support to Operations | 2000000000000000 | - | - | - | - | - | = | = | - | - | - | - | - | - |
| Operations | 3000000000000000 | - | - | - | - | - | = | = | - | - | - | - | - | - |
| Total | | 76,790,000.00 | - | 76,790,000.00 | 76,790,000.00 | - | - | - | 76,790,000.00 | 19,198,000.00 | 19,802,000.00 | 14,403,000.00 | 23,387,000.00 | 76,790,000.00 |
| M.5. Cultural Center of the Philippines | | | | | | | | | | | | | | |
| General Administration and Support | 1000000000000000 | 183,402,000.00 | - | 183,402,000.00 | 183,402,000.00 | - | - | - | 183,402,000.00 | 99,950,000.00 | 83,452,000.00 | - | - | 183,402,000.00 |
| Support to Operations | 2000000000000000 | - | - | - | - | - | = | = | - | - | 16,498,000.00 | 99,950,000.00 | 99,948,000.00 | - |
| Operations | 3000000000000000 | 216,396,000.00 | - | 216,396,000.00 | 216,396,000.00 | - | = | = | 216,396,000.00 | - | - | - | - | 216,396,000.00 |

CY 2021 STATEMENT OF APPROPRIATIONS, ALLOTMENTS, OBLIGATIONS,
DISBURSEMENTS AND BALANCES BY OBJECT OF EXPENDITURES (SAODBOE)

As of December 31, 2021

Department : Department of Finance
Agency : BUREAU OF THE TREASURY
Operating Unit : BTR NG OVERSIGHT
Organization Code : 11-005-00-00000
Funding Source :

Fund Cluster 01 RA Fund
Fund Cluster 02 - FAP Fund
Fund Cluster 03 - FAP Fund

FAR No. 1A_BTR NG OVERSIGHT_BSGC

| | |
|---|----------------------------|
| X | New General Appropriations |
| X | Continuing Appropriations |
| X | Automatic Appropriations |
| X | Unprogrammed Funds |

| PARTICULARS | UACS CODE | APPROPRIATIONS | | | ALLOTMENTS | | | | | CURRENT YEAR OBLIGATIONS | | | | |
|---|------------------|--------------------------|-------------|------------------------|---------------------|-------------|-------------|---------------|---------------------------|--------------------------|---------------|---------------|----------------|---------|
| | | Authorized Appropriation | Adjustments | Adjusted Appropriation | Allotments received | Adjustments | Transfer to | Transfer from | Adjusted Total Allotments | 1st Quarter | 2nd Quarter | 3rd Quarter | 4th Quarter | TOTAL |
| 1 | 2 | 3 | 4 | 5-3+4 | 6 | 7 | 8 | 9 | 10=6+7-8+9 | CURRENT YEAR OBLIGATIONS | 12 | 13 | 14 | 15=1+14 |
| Philippine Arts and Culture Promotion and Development Program | 3101000000000000 | 216,396,000.00 | - | 216,396,000.00 | 216,396,000.00 | - | - | - | 216,396,000.00 | 16,498,000.00 | 99,950,000.00 | 99,948,000.00 | 216,396,000.00 | |
| Total | | 399,798,000.00 | - | 399,798,000.00 | 399,798,000.00 | - | - | - | 399,798,000.00 | 99,950,000.00 | 99,950,000.00 | 99,948,000.00 | 399,798,000.00 | |

| | | | | | | | | | | | | | | |
|---|------------------|----------------|---|----------------|----------------|---|---|---|----------------|---|---|----------------|----------------|----------------|
| M6. Development Academy of the Philippines | 1000000000000000 | - | - | - | - | - | - | - | - | - | - | - | - | - |
| General Administration and Support | 2000000000000000 | - | - | - | - | - | - | - | - | - | - | - | - | - |
| Support to Operations | 3000000000000000 | 483,714,000.00 | - | 483,714,000.00 | 483,714,000.00 | - | = | = | 483,714,000.00 | - | - | 162,185,132.00 | 132,955,450.00 | 295,140,582.00 |
| Operations | 3101000000000000 | 283,289,000.00 | - | 283,289,000.00 | 283,289,000.00 | - | - | - | 283,289,000.00 | - | - | 162,185,132.00 | 112,195,209.00 | 274,380,341.00 |
| Education and Training Program | 3102000000000000 | 200,425,000.00 | - | 200,425,000.00 | 200,425,000.00 | - | - | - | 200,425,000.00 | - | - | - | 20,760,241.00 | 20,760,241.00 |
| Research and Technical Assistance on Public Sector Productivity Program | | | | | | | | | | | | | | |
| Total | | 483,714,000.00 | - | 483,714,000.00 | 483,714,000.00 | - | - | - | 483,714,000.00 | - | - | 162,185,132.00 | 132,955,450.00 | 295,140,582.00 |

| | | | | | | | | | | | | | | |
|--|------------------|-------------------|---|-------------------|-------------------|---|---|---|-------------------|------------------|------------------|------------------|------------------|-------------------|
| M7. National Irrigation Administration | 1000000000000000 | 11,188,899,000.00 | - | 11,188,899,000.00 | 11,188,899,000.00 | - | - | - | 11,188,899,000.00 | 7,109,492,000.00 | 4,079,407,000.00 | - | - | 11,188,899,000.00 |
| General Administration and Support | 2000000000000000 | 1,043,239,000.00 | - | 1,043,239,000.00 | 1,043,239,000.00 | - | - | - | 1,043,239,000.00 | - | 1,043,239,000.00 | - | - | 1,043,239,000.00 |
| Support to Operations | 3000000000000000 | 19,426,701,000.00 | - | 19,426,701,000.00 | 19,426,701,000.00 | - | = | = | 19,426,701,000.00 | 381,227,000.00 | 3,926,881,000.00 | 7,286,880,000.00 | 6,135,750,000.00 | 17,730,738,000.00 |
| Operations | 3101000000000000 | 6,452,945,000.00 | - | 6,452,945,000.00 | 6,452,945,000.00 | - | - | - | 6,452,945,000.00 | 3,404,941,000.00 | 3,048,004,000.00 | - | - | 6,452,945,000.00 |
| Irrigation System Restoration Program | 3102000000000000 | 12,973,756,000.00 | - | 12,973,756,000.00 | 12,973,756,000.00 | - | - | - | 12,973,756,000.00 | 381,227,000.00 | 521,940,000.00 | 4,238,876,000.00 | 6,135,750,000.00 | 11,277,793,000.00 |
| Irrigation Systems Development Program | | | | | | | | | | | | | | |
| Total | | 31,658,839,000.00 | - | 31,658,839,000.00 | 31,658,839,000.00 | - | - | - | 31,658,839,000.00 | 7,490,719,000.00 | 9,049,527,000.00 | 7,286,880,000.00 | 6,135,750,000.00 | 29,962,876,000.00 |

| | | | | | | | | | | | | | | |
|--|------------------|---------------|---|---------------|---------------|---|---|---|---------------|---------------|--------------|---------------|---------------|---------------|
| M8. Philippine Center for Economic Development | 1000000000000000 | 22,478,000.00 | - | 22,478,000.00 | 22,478,000.00 | - | - | - | 22,478,000.00 | 14,342,000.00 | 8,136,000.00 | - | - | 22,478,000.00 |
| General Administration and Support | 2000000000000000 | - | - | - | - | - | - | - | - | - | 6,205,000.00 | 14,341,000.00 | 14,342,000.00 | 34,888,000.00 |
| Support to Operations | 3000000000000000 | 34,888,000.00 | - | 34,888,000.00 | 34,888,000.00 | - | = | = | 34,888,000.00 | - | 6,205,000.00 | 14,341,000.00 | 14,342,000.00 | 34,888,000.00 |
| Operations | 3101000000000000 | 34,888,000.00 | - | 34,888,000.00 | 34,888,000.00 | - | - | - | 34,888,000.00 | - | 6,205,000.00 | 14,341,000.00 | 14,342,000.00 | 34,888,000.00 |
| Teaching and Research Program | | | | | | | | | | | | | | |

CY 2021 STATEMENT OF APPROPRIATIONS, ALLOTMENTS, OBLIGATIONS,
DISBURSEMENTS AND BALANCES BY OBJECT OF EXPENDITURES (SAODBOE)

As of December 31, 2021

Department : Department of Finance
Agency : BUREAU OF THE TREASURY
Operating Unit : BTR NG OVERSIGHT
Organization Code : 11-005-00-00000
Funding Source :

Fund Cluster 01 RA Fund
Fund Cluster 02 - FAP Fund
Fund Cluster 03 - FAP Fund

| FAR No. 1A_BT-NG OVERSIGHT_BSGC | |
|---------------------------------|----------------------------|
| X | New General Appropriations |
| X | Continuing Appropriations |
| X | Automatic Appropriations |
| X | Unprogrammed Funds |

| PARTICULARS | UACS CODE | APPROPRIATIONS | | | ALLOTMENTS | | | | | CURRENT YEAR OBLIGATIONS | | | | | |
|-------------|-----------|--------------------------|-------------|------------------------|---------------------|-------------|---------------|---------------|---------------------------|--------------------------|---------------|---------------|---------------|---------------|---------------|
| | | Authorized Appropriation | Adjustments | Adjusted Appropriation | Allotments received | Adjustments | Transfer To | Transfer From | Adjusted Total Allotments | 1st Quarter | 2nd Quarter | 3rd Quarter | 4th Quarter | TOTAL | |
| 1 | 2 | 3 | 4 | 5=3+4 | 6 | 7 | 8 | 9 | 10=6+7-8+9 | CURRENT YEAR OBLIGATIONS | 11 | 12 | 13 | 14 | 15=11:14 |
| Total | | 57,366,000.00 | | - | 57,366,000.00 | | 57,366,000.00 | - | - | 57,366,000.00 | 14,342,000.00 | 14,341,000.00 | 14,341,000.00 | 14,342,000.00 | 57,366,000.00 |

| | | | | | | | | | | | | | | |
|------------------------------------|--|------------------|----------------|---|----------------|----------------|---|---|----------------|----------------|----------------|----------------|----------------|----------------|
| M.9. Philippine Postal Corporation | | | | | | | | | | | | | | |
| General Administration and Support | | 1000000000000000 | - | - | - | - | - | - | - | - | - | - | - | - |
| Support to Operations | | 2000000000000000 | - | - | - | - | - | - | - | - | - | - | - | - |
| Operations | | 3000000000000000 | 540,256,000.00 | - | 540,256,000.00 | - | = | = | 540,256,000.00 | 130,064,000.00 | 140,064,000.00 | 135,064,000.00 | 135,064,000.00 | 540,256,000.00 |
| Postal Service Program | | 3101000000000000 | 540,256,000.00 | - | 540,256,000.00 | 540,256,000.00 | - | - | 540,256,000.00 | 130,064,000.00 | 140,064,000.00 | 135,064,000.00 | 135,064,000.00 | 540,256,000.00 |
| Total | | | 540,256,000.00 | - | 540,256,000.00 | 540,256,000.00 | - | - | 540,256,000.00 | 130,064,000.00 | 140,064,000.00 | 135,064,000.00 | 135,064,000.00 | 540,256,000.00 |

| | | | | | | | | | | | | | | |
|--|--|------------------|---------------|---|---------------|---------------|---|---|---------------|---------------|---------------|---------------|---------------|---------------|
| M.10. Southern Philippines Development Authority | | | | | | | | | | | | | | |
| General Administration and Support | | 1000000000000000 | 76,000,000.00 | - | 76,000,000.00 | 76,000,000.00 | - | - | 76,000,000.00 | 19,000,000.00 | 19,000,000.00 | 19,000,000.00 | 19,000,000.00 | 76,000,000.00 |
| Support to Operations | | 2000000000000000 | - | - | - | - | - | - | - | - | - | - | - | - |
| Operations | | 3000000000000000 | - | - | - | - | = | = | - | - | - | - | - | - |
| Total | | 3101000000000000 | 76,000,000.00 | - | 76,000,000.00 | 76,000,000.00 | - | - | 76,000,000.00 | 19,000,000.00 | 19,000,000.00 | 19,000,000.00 | 19,000,000.00 | 76,000,000.00 |

| | | | | | | | | | | | | | | |
|--|--|------------------|------------------|---|------------------|----------------|---|---|----------------|---|---|---------------|---------------|---------------|
| M.11. Subic Bay Metropolitan Authority | | | | | | | | | | | | | | |
| General Administration and Support | | 1000000000000000 | - | - | - | - | - | - | - | - | - | - | - | - |
| Support to Operations | | 2000000000000000 | - | - | - | - | - | - | - | - | - | - | - | - |
| Operations | | 3000000000000000 | 1,091,668,000.00 | - | 1,091,668,000.00 | 601,668,000.00 | = | = | 601,668,000.00 | - | - | 25,351,444.00 | 41,118,401.00 | 66,469,845.00 |
| Ecozone Development Program | | 3101000000000000 | 1,091,668,000.00 | - | 1,091,668,000.00 | 601,668,000.00 | - | - | 601,668,000.00 | - | - | 25,351,444.00 | 41,118,401.00 | 66,469,845.00 |
| Total | | | 1,091,668,000.00 | - | 1,091,668,000.00 | 601,668,000.00 | - | - | 601,668,000.00 | - | - | 25,351,444.00 | 41,118,401.00 | 66,469,845.00 |

| | | | | | | | | | | | | | | |
|--|--|------------------|---------------|---|---------------|---------------|---|---|---------------|---------------|---------------|---------------|---------------|---------------|
| M.12. Zamboanga City Special Economic Zone Authority | | | | | | | | | | | | | | |
| General Administration and Support | | 1000000000000000 | 45,061,000.00 | - | 45,061,000.00 | 45,061,000.00 | - | - | 45,061,000.00 | 11,265,000.00 | 11,265,000.00 | 11,265,000.00 | 11,265,000.00 | 45,061,000.00 |

CY 2021 STATEMENT OF APPROPRIATIONS, ALLOTMENTS, OBLIGATIONS,
DISBURSEMENTS AND BALANCES BY OBJECT OF EXPENDITURES (SAADBOE)

As of December 31, 2021

Department : Department of Finance
Agency : BUREAU OF THE TREASURY
Operating Unit : BTR NG OVERSIGHT
Organization Code : 11-005-00-00000
Funding Source :

Fund Cluster 01 RA Fund
Fund Cluster 02 - FAP Fund
Fund Cluster 03 - FAP Fund

| | |
|----------------------------------|----------------------------|
| FAR No. 1A_BTR NG OVERSIGHT_BSGC | |
| X | New General Appropriations |
| X | Continuing Appropriations |
| X | Automatic Appropriations |
| X | Unprogrammed Funds |

| PARTICULARS | UACS CODE | APPROPRIATIONS | | | ALLOTMENTS | | | | | CURRENT YEAR OBLIGATIONS | | | | |
|--|------------------|--------------------------|-------------|------------------------|---------------------|-------------|-------------------|-------------------|---------------------------|--------------------------|-------------------|-------------------|-------------------|--------------------|
| | | Authorized Appropriation | Adjustments | Adjusted Appropriation | Allocments received | Adjustments | Transferred to Eo | Transferred to Eo | Adjusted Total Allotments | 1st Quarter | 2nd Quarter | 3rd Quarter | 4th Quarter | TOTAL |
| 1 | 2 | 3 | 4 | 5=3+4 | 6 | 7 | 8 | 9 | 10=6+7-8+9 | CURRENT YEAR OBLIGATIONS | 12 | 13 | 14 | 15=1+14 |
| Support to Operations | 2000000000000000 | - | - | - | - | - | - | - | - | - | - | - | - | - |
| Operations | 3000000000000000 | 253,389,000.00 | - | 253,389,000.00 | 208,500,000.00 | - | - | - | 208,500,000.00 | - | 7,382,178.00 | 496,537.00 | 44,648,463.00 | 52,527,178.00 |
| * Ecozone Development Program | 3101000000000000 | 253,389,000.00 | - | 253,389,000.00 | 208,500,000.00 | - | - | - | 208,500,000.00 | - | 7,382,178.00 | 496,537.00 | 44,648,463.00 | 52,527,178.00 |
| Total | | 298,450,000.00 | - | 298,450,000.00 | 253,561,000.00 | - | - | - | 253,561,000.00 | 11,266,000.00 | 18,647,178.00 | 11,761,537.00 | 55,913,463.00 | 97,588,178.00 |
| Total, Other Executive Offices | | 37,759,446,000.00 | - | 37,759,446,000.00 | 37,195,274,455.00 | - | - | - | 37,195,274,455.00 | 7,798,896,254.00 | 9,382,584,269.00 | 7,934,812,690.00 | 6,728,342,012.00 | 31,844,636,226.00 |
| SUB - TOTAL, BUDGETARY SUPPORT TO GOVERNMENT CORPORATIONS (BSGC) | | 148,166,776,000.00 | - | 148,166,776,000.00 | 146,511,048,455.00 | - | - | - | 146,511,048,455.00 | 10,353,777,504.00 | 56,889,229,234.00 | 43,424,578,364.00 | 16,048,120,445.00 | 126,715,705,547.00 |
| SUB - TOTAL, NEW GENERAL APPROPRIATIONS | | 148,166,776,000.00 | - | 148,166,776,000.00 | 146,511,048,455.00 | - | - | - | 146,511,048,455.00 | 10,353,777,504.00 | 56,889,229,234.00 | 43,424,578,364.00 | 16,048,120,445.00 | 126,715,705,547.00 |

A.2 CONTINUING APPROPRIATIONS

A.2. BUDGETARY SUPPORT TO GOVERNMENT CORPORATIONS

A. DEPARTMENT OF AGRICULTURE

| | | | | | | | | | | | | | | |
|------------------------------------|------------------|----------------|--------------|---|----------------|--------------|---|---|---|---|---|---|---|---|
| A.1 National Dairy Authority | | | | | | | | | | | | | | |
| General Administration and Support | 1000000000000000 | (1,833,000.00) | 1,833,000.00 | - | (1,833,000.00) | 1,833,000.00 | - | - | - | - | - | - | - | - |
| Support to Operations | 2000000000000000 | - | - | - | - | - | - | - | - | - | - | - | - | - |
| Operations | 3000000000000000 | - | - | - | - | - | - | - | - | - | - | - | - | - |
| Dairy Industry Development Program | 3101000000000000 | - | - | - | - | - | - | - | - | - | - | - | - | - |
| Total | | (1,833,000.00) | 1,833,000.00 | - | (1,833,000.00) | 1,833,000.00 | - | - | - | - | - | - | - | - |

A.2. Philippine Coconut Authority

| | | | | | | | | | | | | | | |
|------------------------------------|------------------|--------------|----------------|----------------|---|----------------|---|---|----------------|---|----------------|-----------------|---|----------------|
| General Administration and Support | 1000000000000000 | - | - | - | - | - | - | - | - | - | - | - | - | - |
| Support to Operations | 2000000000000000 | - | - | - | - | - | - | - | - | - | - | - | - | - |
| Operations | 3000000000000000 | 5,000,000.00 | 556,162,798.00 | 561,162,798.00 | - | 556,162,798.00 | - | - | 556,162,798.00 | - | 574,224,421.00 | (18,061,623.00) | - | 556,162,798.00 |

CY 2021 STATEMENT OF APPROPRIATIONS, ALLOTMENTS, OBLIGATIONS,
DISBURSEMENTS AND BALANCES BY OBJECT OF EXPENDITURES (SAADBOE)

As of December 31, 2021

Department : Department of Finance
Agency : BUREAU OF THE TREASURY
Operating Unit : BTR-NG OVERSIGHT
Organization Code : 11-005-00-00000
Funding Source :

Fund Cluster 01 RA Fund
Fund Cluster 02 - FAP Fund
Fund Cluster 03 - FAP Fund

| FAR No. 1A_BTR-NG OVERSIGHT_BSGC | | | |
|----------------------------------|---|----------------------------|--|
| | X | New General Appropriations | |
| | X | Continuing Appropriations | |
| | X | Automatic Appropriations | |
| | X | Unprogrammed Funds | |

| PARTICULARS | UACS CODE | APPROPRIATIONS | | | | ALLOTMENTS | | | | | CURRENT YEAR OBLIGATIONS | | | | |
|---|------------------|--------------------------|------------------|------------------------|---------------------|------------------|-------------------|---------------------|---------------------------|--------------------------|--------------------------|----------------|-------------|------------------|--|
| | | Authorized Appropriation | Adjustments | Adjusted Appropriation | Allotments received | Adjustments | Transfer to Other | Transfer from Other | Adjusted Total Allotments | 1st Quarter | 2nd Quarter | 3rd Quarter | 4th Quarter | TOTAL | |
| 1 | 2 | 3 | 4 | 5=3+4 | 6 | 7 | 8 | 9 | 10=6+7-8+9 | CURRENT YEAR OBLIGATIONS | 12 | 13 | 14 | 15=1+14 | |
| Cocunut Industry Development Program | 3101000000000000 | 5,000,000.00 | 519,442,798.00 | 524,442,798.00 | | 519,442,798.00 | | | 519,442,798.00 | 537,504,421.00 | (18,061,623.00) | | | 519,442,798.00 | |
| Oil Palm Industry Development Program | 3102000000000000 | | 36,720,000.00 | 36,720,000.00 | | 36,720,000.00 | | | 36,720,000.00 | 36,720,000.00 | | | | 36,720,000.00 | |
| Total | | 5,000,000.00 | 556,162,798.00 | 561,162,798.00 | - | 556,162,798.00 | - | - | 556,162,798.00 | 574,224,421.00 | (18,061,623.00) | | | 556,162,798.00 | |
| A.2. Philippine Crop Insurance Corporation | | | | | | | | | | | | | | | |
| General Administration and Support | 1000000000000000 | - | - | - | | - | | | - | - | | | | - | |
| Support to Operations | 2000000000000000 | - | - | - | | - | | | - | - | | | | - | |
| Operations | 3000000000000000 | - | 1,112,472,716.00 | 1,112,472,716.00 | - | 1,112,472,716.00 | = | = | 1,112,472,716.00 | - | 1,112,472,716.00 | | | 1,112,472,716.00 | |
| Crop Insurance Program | 3101000000000000 | | 1,112,472,716.00 | 1,112,472,716.00 | | 1,112,472,716.00 | | | 1,112,472,716.00 | 1,112,472,716.00 | | | | 1,112,472,716.00 | |
| Total | | - | 1,112,472,716.00 | 1,112,472,716.00 | - | 1,112,472,716.00 | - | - | 1,112,472,716.00 | - | 1,112,472,716.00 | | | 1,112,472,716.00 | |
| A.3. Philippine Fisheries Development Authority | | | | | | | | | | | | | | | |
| General Administration and Support | 1000000000000000 | - | - | - | | - | | | - | - | | | | - | |
| Support to Operations | 2000000000000000 | - | - | - | | - | | | - | - | | | | - | |
| Operations | 3000000000000000 | 200,000,000.00 | 680,927,081.00 | 880,927,081.00 | = | 680,927,081.00 | = | = | 680,927,081.00 | - | 683,627,081.00 | (2,700,000.00) | | 680,927,081.00 | |
| Fisheries Infrastructure Development Program | 3101000000000000 | 200,000,000.00 | 680,927,081.00 | 880,927,081.00 | | 680,927,081.00 | | | 680,927,081.00 | 683,627,081.00 | (2,700,000.00) | | | 680,927,081.00 | |
| Total | | 200,000,000.00 | 680,927,081.00 | 880,927,081.00 | - | 680,927,081.00 | - | - | 680,927,081.00 | - | 683,627,081.00 | (2,700,000.00) | | 680,927,081.00 | |
| A.4. Philippine Rice Research Institute | | | | | | | | | | | | | | | |
| General Administration and Support | 1000000000000000 | - | - | - | | - | | | - | - | | | | - | |
| Support to Operations | 2000000000000000 | - | - | - | | - | | | - | - | | | | - | |
| Operations | 3000000000000000 | - | 1.00 | 1.00 | - | 1.00 | = | = | 1.00 | - | 1.00 | | | 1.00 | |
| Research and Development Program | 3101000000000000 | 1.00 | 1.00 | 1.00 | | 1.00 | | | 1.00 | 1.00 | | | | 1.00 | |
| Total | | - | 1.00 | 1.00 | - | 1.00 | - | - | 1.00 | - | 1.00 | | | 1.00 | |

CY 2021 STATEMENT OF APPROPRIATIONS, ALLOTMENTS, OBLIGATIONS,
DISBURSEMENTS AND BALANCES BY OBJECT OF EXPENDITURES (SAADBOE)

As of December 31, 2021

Department : Department of Finance
Agency : BUREAU OF THE TREASURY
Operating Unit : BTR NG OVERSIGHT
Organization Code : 11-005-00-00000
Funding Source :

Fund Cluster 01 RA Fund
Fund Cluster 02 - FAP Fund
Fund Cluster 03 - FAP Fund

FAR No. 1A_BTR NG OVERSIGHT_BSGC

| | |
|---|----------------------------|
| X | New General Appropriations |
| X | Continuing Appropriations |
| X | Automatic Appropriations |
| X | Unprogrammed Funds |

| PARTICULARS | UACS CODE | APPROPRIATIONS | | | | ALLOTMENTS | | | | | CURRENT YEAR OBLIGATIONS | | | | |
|--|------------------|--------------------------|------------------|------------------------|---------------------|------------------|-------------|---------------|---------------------------|--------------------------|--------------------------|------------------|-------------|------------------|----------|
| | | Authorized Appropriation | Adjustments | Adjusted Appropriation | Allotments received | Adjustments | Transfer to | Transfer from | Adjusted Total Allotments | 1st Quarter | 2nd Quarter | 3rd Quarter | 4th Quarter | TOTAL | |
| | | | | | | | | | | CURRENT YEAR OBLIGATIONS | 12 | 13 | 14 | | 15=11+14 |
| 1 | 2 | 3 | 4 | 5=3+4 | 6 | 7 | 8 | 9 | 10=6+7-8+9 | | | | | | |
| A.5. Sugar Regulatory Administration | | | | | | | | | | | | | | | |
| General Administration and Support | 1000000000000000 | - | - | - | - | - | - | - | - | - | - | - | - | - | |
| Support to Operations | 2000000000000000 | - | - | - | - | - | - | - | - | - | - | - | - | - | |
| Operations | 3000000000000000 | 500,000,000.00 | - | 500,000,000.00 | - | - | = | = | - | - | - | - | - | - | |
| Sugarcane Industry Development Program | 3101000000000000 | 500,000,000.00 | - | 500,000,000.00 | - | - | - | - | - | - | - | - | - | - | |
| Total | | 500,000,000.00 | - | 500,000,000.00 | - | - | - | - | - | - | - | - | - | - | |
| Total, Department of Agriculture | | 703,167,000.00 | 2,351,395,596.00 | 3,054,562,596.00 | (1,833,000.00) | 2,351,395,596.00 | - | - | 2,349,562,596.00 | - | 2,370,324,219.00 | (20,761,623.00) | - | 2,349,562,596.00 | |
| B. DEPARTMENT OF ENERGY | | | | | | | | | | | | | | | |
| B.1. National Electrification Administration | | | | | | | | | | | | | | | |
| General Administration and Support | 1000000000000000 | - | - | - | - | - | - | - | - | - | - | - | - | - | |
| Support to Operations | 2000000000000000 | - | - | - | - | - | - | - | - | - | - | - | - | - | |
| Operations | 3000000000000000 | 305,996,300.00 | 571,252,661.00 | 877,248,961.00 | - | 571,252,661.00 | = | = | 571,252,661.00 | - | 612,645,961.00 | (41,393,300.00) | - | 571,252,661.00 | |
| National Rural Electrification Program | 3101000000000000 | 305,996,300.00 | 571,252,661.00 | 877,248,961.00 | - | 571,252,661.00 | - | - | 571,252,661.00 | - | 612,645,961.00 | (41,393,300.00) | - | 571,252,661.00 | |
| Total | | 305,996,300.00 | 571,252,661.00 | 877,248,961.00 | - | 571,252,661.00 | - | - | 571,252,661.00 | - | 612,645,961.00 | (41,393,300.00) | - | 571,252,661.00 | |
| B.2. National Power Corporation | | | | | | | | | | | | | | | |
| General Administration and Support | 1000000000000000 | - | - | - | - | - | - | - | - | - | - | - | - | - | |
| Support to Operations | 2000000000000000 | - | - | - | - | - | - | - | - | - | - | - | - | - | |
| Operations | 3000000000000000 | 164,860,687.00 | 939,549,313.00 | 1,104,410,000.00 | - | 939,549,313.00 | = | = | 939,549,313.00 | - | 1,021,345,313.00 | (61,796,000.00) | - | 939,549,313.00 | |
| Missionary Electrification Program | 3101000000000000 | 164,860,687.00 | 939,549,313.00 | 1,104,410,000.00 | - | 939,549,313.00 | - | - | 939,549,313.00 | - | 1,021,345,313.00 | (61,796,000.00) | - | 939,549,313.00 | |
| Total | | 164,860,687.00 | 939,549,313.00 | 1,104,410,000.00 | - | 939,549,313.00 | - | - | 939,549,313.00 | - | 1,021,345,313.00 | (61,796,000.00) | - | 939,549,313.00 | |
| Total, Department of Energy | | 470,856,987.00 | 1,510,801,974.00 | 1,981,658,961.00 | - | 1,510,801,974.00 | - | - | 1,510,801,974.00 | - | 1,633,991,274.00 | (123,189,300.00) | - | 1,510,801,974.00 | |

C. DEPARTMENT OF ENVIRONMENT AND NATURAL RESOURCES

CY 2021 STATEMENT OF APPROPRIATIONS, ALLOTMENTS, OBLIGATIONS,
DISBURSEMENTS AND BALANCES BY OBJECT OF EXPENDITURES (SAODBOE)

As of December 31, 2021

Department : Department of Finance
Agency : BUREAU OF THE TREASURY
Operating Unit : BTr NG OVERSIGHT
Organization Code : 11-005-00-00000
Funding Source :

Fund Cluster 01 RA Fund
Fund Cluster 02 - FAP Fund
Fund Cluster 03 - FAP Fund

| | | | |
|----------------------------------|---|----------------------------|--|
| FAR No. 1A_BTr NG OVERSIGHT_BSGC | | | |
| | X | New General Appropriations | |
| | X | Continuing Appropriations | |
| | X | Automatic Appropriations | |
| | X | Unprogrammed Funds | |

| PARTICULARS | UACS CODE | APPROPRIATIONS | | | | ALLOTMENTS | | | | CURRENT YEAR OBLIGATIONS | | | | |
|-------------|-----------|--------------------------|-------------|------------------------|---------------------|-------------|----------|----------|---------------------------|--------------------------|-------------|-------------|-------------|---------|
| | | Authorized Appropriation | Adjustments | Adjusted Appropriation | Allocments received | Adjustments | Transfer | Transfer | Adjusted Total Allotments | 1st Quarter | 2nd Quarter | 3rd Quarter | 4th Quarter | TOTAL |
| 1 | 2 | 3 | 4 | 5=3+4 | 6 | 7 | 8 | 9 | 10=6+7-8+9 | CURRENT YEAR OBLIGATIONS | 12 | 13 | 14 | 15=1:14 |

| | | | | | | | | | | | | | | |
|--|------------------|----------------|---|----------------|----------------|---|---|---|----------------|---|---|---------------|---------------|----------------|
| C.1. Laguna Lake Development Authority | | | | | | | | | | | | | | |
| General Administration and Support | 1000000000000000 | - | - | - | - | - | - | - | - | - | - | - | - | - |
| Support to Operations | 2000000000000000 | - | - | - | - | - | - | - | - | - | - | - | - | - |
| Operations | 3000000000000000 | 300,000,000.00 | - | 300,000,000.00 | 150,000,000.00 | - | = | = | 150,000,000.00 | - | - | 51,700,000.00 | 65,300,000.00 | 117,000,000.00 |
| Laguna Lake Rehabilitation for Various Uses | 3101000000000000 | 300,000,000.00 | - | 300,000,000.00 | 150,000,000.00 | - | - | - | 150,000,000.00 | - | - | 51,700,000.00 | 65,300,000.00 | 117,000,000.00 |
| Total | | 300,000,000.00 | - | 300,000,000.00 | 150,000,000.00 | - | - | - | 150,000,000.00 | - | - | 51,700,000.00 | 65,300,000.00 | 117,000,000.00 |
| Total, Department of Environment and Natural Resources | | 300,000,000.00 | - | 300,000,000.00 | 150,000,000.00 | - | - | - | 150,000,000.00 | - | - | 51,700,000.00 | 65,300,000.00 | 117,000,000.00 |

| | | | | | | | | | | | | | | |
|---|------------------|----------------|--------------|----------------|----------------|--------------|---|---|----------------|---|---------------|-----------------|----------------|----------------|
| D. DEPARTMENT OF FINANCE | | | | | | | | | | | | | | |
| D.1. Land Bank of the Philippines | | | | | | | | | | | | | | |
| General Administration and Support | 1000000000000000 | - | - | - | - | - | - | - | - | - | - | - | - | - |
| Support to Operations | 2000000000000000 | - | - | - | - | - | - | - | - | - | - | - | - | - |
| Operations | 3000000000000000 | 468,784,000.00 | - | 468,784,000.00 | 468,784,000.00 | - | = | = | 468,784,000.00 | - | - | - | 468,784,000.00 | 468,784,000.00 |
| Land Tenure Security Program | 3101000000000000 | 468,784,000.00 | - | 468,784,000.00 | 468,784,000.00 | - | - | - | 468,784,000.00 | - | - | - | 468,784,000.00 | 468,784,000.00 |
| Total | | 468,784,000.00 | - | 468,784,000.00 | 468,784,000.00 | - | - | - | 468,784,000.00 | - | - | - | 468,784,000.00 | 468,784,000.00 |
| D.2. Philippine Tax Academy | | | | | | | | | | | | | | |
| General Administration and Support | 1000000000000000 | - | - | - | - | - | - | - | - | - | - | - | - | - |
| Support to Operations | 2000000000000000 | - | - | - | - | - | - | - | - | - | - | - | - | - |
| Operations | 3000000000000000 | - | 2,499,180.00 | 2,499,180.00 | - | 2,499,180.00 | = | = | 2,499,180.00 | - | 58,496,180.00 | (55,997,000.00) | - | 2,499,180.00 |
| Specialized Tax Training and Education Management Program | 3101000000000000 | - | 2,499,180.00 | 2,499,180.00 | - | 2,499,180.00 | - | - | 2,499,180.00 | - | 58,496,180.00 | (55,997,000.00) | - | 2,499,180.00 |
| Total | | - | 2,499,180.00 | 2,499,180.00 | - | 2,499,180.00 | - | - | 2,499,180.00 | - | 58,496,180.00 | (55,997,000.00) | - | 2,499,180.00 |

CY 2021 STATEMENT OF APPROPRIATIONS, ALLOTMENTS, OBLIGATIONS,
DISBURSEMENTS AND BALANCES BY OBJECT OF EXPENDITURES (SAADBOE)

As of December 31, 2021

Department : Department of Finance
Agency : BUREAU OF THE TREASURY
Operating Unit : BTR NG OVERSIGHT
Organization Code : 11-005-00-00000

Funding Source :
Fund Cluster 01 RA Fund
Fund Cluster 02 - FAP Fund
Fund Cluster 03 - FAP Fund

FAR No. 1A_BTR NG OVERSIGHT_BSGC

| | |
|---|----------------------------|
| X | New General Appropriations |
| X | Continuing Appropriations |
| X | Automatic Appropriations |
| X | Unprogrammed Funds |

| PARTICULARS | UACS CODE | APPROPRIATIONS | | | | ALLOTMENTS | | | | CURRENT YEAR OBLIGATIONS | | | | |
|------------------------------|-----------|--------------------------|--------------|------------------------|---------------------|--------------|---------------|----------------|---------------------------|--------------------------|---------------|-----------------|----------------|----------------|
| | | Authorized Appropriation | Adjustments | Adjusted Appropriation | Allotments received | Adjustments | Tra nsf er To | Tra nsf er Fro | Adjusted Total Allotments | 1st Quarter | 2nd Quarter | 3rd Quarter | 4th Quarter | TOTAL |
| 1 | 2 | 3 | 4 | 5=3+4 | 6 | 7 | 8 | 9 | 10=6+7-8+9 | CURRENT YEAR OBLIGATIONS | 12 | 13 | 14 | 15=11+14 |
| Total, Department of Finance | | 468,784,000.00 | 2,499,180.00 | 471,283,180.00 | 468,784,000.00 | 2,499,180.00 | - | - | 471,283,180.00 | - | 58,496,180.00 | (55,997,000.00) | 468,784,000.00 | 471,283,180.00 |

E. DEPARTMENT OF HEALTH

E.1. Lung Center of the Philippines

| | | | | | | | | | | | | | | |
|------------------------------------|------------------|---|---------------|---------------|---|---------------|---|---|---------------|---|---------------|---|---|---------------|
| General Administration and Support | 1000000000000000 | - | - | - | - | - | - | - | - | - | - | - | - | - |
| Support to Operations | 200000000000000 | - | - | - | - | - | - | - | - | - | - | - | - | - |
| Operations | 300000000000000 | - | 89,744,000.00 | 89,744,000.00 | - | 89,744,000.00 | = | = | 89,744,000.00 | - | 89,744,000.00 | - | - | 89,744,000.00 |
| Hospital Services Program | 310100000000000 | - | 89,744,000.00 | 89,744,000.00 | - | 89,744,000.00 | - | - | 89,744,000.00 | - | 89,744,000.00 | - | - | 89,744,000.00 |
| Total | | - | 89,744,000.00 | 89,744,000.00 | - | 89,744,000.00 | - | - | 89,744,000.00 | - | 89,744,000.00 | - | - | 89,744,000.00 |

E.2. Philippine Children's Medical Center

| | | | | | | | | | | | | | | |
|---|------------------|---|----------------|----------------|---|----------------|---|---|----------------|---|----------------|---|---|----------------|
| General Administration and Support | 1000000000000000 | - | - | - | - | - | - | - | - | - | - | - | - | - |
| Support to Operations | 200000000000000 | - | - | - | - | - | - | - | - | - | - | - | - | - |
| Operations | 300000000000000 | - | 262,207,000.00 | 262,207,000.00 | - | 262,207,000.00 | = | = | 262,207,000.00 | - | 262,207,000.00 | - | - | 262,207,000.00 |
| Hospital Services Program | 310100000000000 | - | 262,207,000.00 | 262,207,000.00 | - | 262,207,000.00 | - | - | 262,207,000.00 | - | 262,207,000.00 | - | - | 262,207,000.00 |
| Training and Research Development Program | 310200000000000 | - | - | - | - | - | - | - | - | - | - | - | - | - |
| Total | | - | 262,207,000.00 | 262,207,000.00 | - | 262,207,000.00 | - | - | 262,207,000.00 | - | 262,207,000.00 | - | - | 262,207,000.00 |

E.3. Philippine Health Insurance Corporation

| | | | | | | | | | | | | | | |
|------------------------------------|------------------|--------------|------------------|------------------|---|------------------|---|---|------------------|---|------------------|---|---|------------------|
| General Administration and Support | 1000000000000000 | - | - | - | - | - | - | - | - | - | - | - | - | - |
| Support to Operations | 200000000000000 | - | - | - | - | - | - | - | - | - | - | - | - | - |
| Operations | 300000000000000 | 8,543,600.00 | 8,951,340,000.00 | 8,959,883,600.00 | - | 8,951,340,000.00 | = | = | 8,951,340,000.00 | - | 8,951,340,000.00 | - | - | 8,951,340,000.00 |
| National Health Insurance Program | 310100000000000 | 8,543,600.00 | 8,951,340,000.00 | 8,959,883,600.00 | - | 8,951,340,000.00 | - | - | 8,951,340,000.00 | - | 8,951,340,000.00 | - | - | 8,951,340,000.00 |
| Total | | 8,543,600.00 | 8,951,340,000.00 | 8,959,883,600.00 | - | 8,951,340,000.00 | - | - | 8,951,340,000.00 | - | 8,951,340,000.00 | - | - | 8,951,340,000.00 |

CY 2021 STATEMENT OF APPROPRIATIONS, ALLOTMENTS, OBLIGATIONS,
DISBURSEMENTS AND BALANCES BY OBJECT OF EXPENDITURES (SAADBOE)

As of December 31, 2021

Department : Department of Finance
Agency : BUREAU OF THE TREASURY
Operating Unit : BTR NG OVERSIGHT
Organization Code : 11-005-00-00000
Funding Source :

Fund Cluster 01 RA Fund
Fund Cluster 02 - FAP Fund
Fund Cluster 03 - FAP Fund

| | | | |
|----------------------------------|---|----------------------------|--|
| FAR No. 1A_BTR NG OVERSIGHT_BSGC | | | |
| | X | New General Appropriations | |
| | X | Continuing Appropriations | |
| | X | Automatic Appropriations | |
| | X | Unprogrammed Funds | |

| PARTICULARS | UACS CODE | APPROPRIATIONS | | | | ALLOTMENTS | | | | CURRENT YEAR OBLIGATIONS | | | | |
|--|------------------|--------------------------|------------------|------------------------|---------------------|------------------|-------------|---------------|---------------------------|--------------------------|------------------|------------------|-------------|------------------|
| | | Authorized Appropriation | Adjustments | Adjusted Appropriation | Allotments received | Adjustments | Transfer To | Transfer From | Adjusted Total Allotments | 1st Quarter | 2nd Quarter | 3rd Quarter | 4th Quarter | TOTAL |
| 1 | 2 | 3 | 4 | 5=3+4 | 6 | 7 | 8 | 9 | 10=6+7-8+9 | CURRENT YEAR OBLIGATIONS | 12 | 13 | 14 | 15=11:14 |
| E.4. Philippine Heart Center | | | | | | | | | | | | | | |
| General Administration and Support | 1000000000000000 | - | - | - | - | - | - | - | - | - | - | - | - | - |
| Support to Operations | 2000000000000000 | - | - | - | - | - | - | - | - | - | - | - | - | - |
| Operations | 3000000000000000 | - | 8,000,000.00 | 8,000,000.00 | - | 8,000,000.00 | = | = | 8,000,000.00 | - | 8,000,000.00 | - | - | 8,000,000.00 |
| Hospital Services Program | 3101000000000000 | - | 8,000,000.00 | 8,000,000.00 | - | 8,000,000.00 | - | - | 8,000,000.00 | - | 8,000,000.00 | - | - | 8,000,000.00 |
| Total | | - | 8,000,000.00 | 8,000,000.00 | - | 8,000,000.00 | - | - | 8,000,000.00 | - | 8,000,000.00 | - | - | 8,000,000.00 |
| E.5. Philippine Institute of Traditional and Alternative Health Care | | | | | | | | | | | | | | |
| General Administration and Support | 1000000000000000 | - | 9,057,666.00 | 9,057,666.00 | - | 9,057,666.00 | - | - | 9,057,666.00 | - | 9,057,666.00 | - | - | 9,057,666.00 |
| Support to Operations | 2000000000000000 | - | - | - | - | - | = | = | - | - | - | - | - | - |
| Operations | 3000000000000000 | - | - | - | - | - | = | = | - | - | - | - | - | - |
| Traditional and Complementary Medicine Development and Promotion Program | 3101000000000000 | - | - | - | - | - | - | - | - | - | - | - | - | - |
| Total | | - | 9,057,666.00 | 9,057,666.00 | - | 9,057,666.00 | - | - | 9,057,666.00 | - | 9,057,666.00 | - | - | 9,057,666.00 |
| Total, Department of Health | | 8,543,600.00 | 9,320,348,666.00 | 9,328,892,266.00 | - | 9,320,348,666.00 | - | - | 9,320,348,666.00 | - | 9,320,348,666.00 | - | - | 9,320,348,666.00 |
| F. Department of Housing Settlements and Urban Development | | | | | | | | | | | | | | |
| F.1. National Home Mortgage Finance Corporation | | | | | | | | | | | | | | |
| General Administration and Support | 1000000000000000 | - | - | - | - | - | - | - | - | - | - | - | - | - |
| Support to Operations | 2000000000000000 | - | - | - | - | - | - | - | - | - | - | - | - | - |
| Operations | 3000000000000000 | 350,000,000.00 | 459,722,280.00 | 809,722,280.00 | - | 459,722,280.00 | = | = | 459,722,280.00 | - | 650,000,000.00 | (190,277,720.00) | - | 459,722,280.00 |
| Socialized Housing Loan Take-Out of Receivables (Shellen) Program | 3101000000000000 | 350,000,000.00 | 459,722,280.00 | 809,722,280.00 | - | 459,722,280.00 | - | - | 459,722,280.00 | - | 650,000,000.00 | (190,277,720.00) | - | 459,722,280.00 |
| Total | | 350,000,000.00 | 459,722,280.00 | 809,722,280.00 | - | 459,722,280.00 | - | - | 459,722,280.00 | - | 650,000,000.00 | (190,277,720.00) | - | 459,722,280.00 |

F.2. National Housing Authority

CY 2021 STATEMENT OF APPROPRIATIONS, ALLOTMENTS, OBLIGATIONS,
DISBURSEMENTS AND BALANCES BY OBJECT OF EXPENDITURES (SAADBOE)

As of December 31, 2021

Department : Department of Finance
Agency : BUREAU OF THE TREASURY
Operating Unit : BTR NG OVERSIGHT
Organization Code : 11-005-00-00000
Funding Source :

Fund Cluster 01 RA Fund
Fund Cluster 02 - FAP Fund
Fund Cluster 03 - FAP Fund

FAR No. 1A_BTR NG OVERSIGHT_BSGC

| | |
|---|----------------------------|
| X | New General Appropriations |
| X | Continuing Appropriations |
| X | Automatic Appropriations |
| X | Unprogrammed Funds |

| PARTICULARS | UACS CODE | APPROPRIATIONS | | | ALLOTMENTS | | | | | CURRENT YEAR OBLIGATIONS | | | | |
|---|------------------|--------------------------|------------------|---------------------------------|---------------------|------------------|-------------|---------------|---|--|------------------|------------------|-------------|-------------------|
| | | Authorized Appropriation | Adjustments | Adjusted Appropriation 5=3+4 | Allotments received | Adjustments | Transfer to | Transfer from | Adjusted Total Allotments 10=6+7-8+9 | 1st Quarter CURRENT YEAR OBLIGATIONS | 2nd Quarter | 3rd Quarter | 4th Quarter | TOTAL 15=11:14 |
| General Administration and Support | 1000000000000000 | - | - | - | - | - | - | - | - | - | - | - | - | - |
| Support to Operations | 2000000000000000 | - | - | - | - | - | - | - | - | - | - | - | - | - |
| Operations | 3000000000000000 | 1,532,247,644.00 | 3,030,162,356.00 | 4,562,410,000.00 | - | 3,030,162,356.00 | = | - | 3,030,162,356.00 | - | 3,030,162,356.00 | - | - | 3,030,162,356.00 |
| Comprehensive and Integrated Housing Program | 3101000000000000 | 1,532,247,644.00 | 3,030,162,356.00 | 4,562,410,000.00 | - | 3,030,162,356.00 | = | - | 3,030,162,356.00 | - | 3,030,162,356.00 | - | - | 3,030,162,356.00 |
| Housing Program for Calamity Victims- Permanent Housing | 3102000000000000 | - | - | - | - | - | - | - | - | - | - | - | - | - |
| Total | | 1,532,247,644.00 | 3,030,162,356.00 | 4,562,410,000.00 | - | 3,030,162,356.00 | - | - | 3,030,162,356.00 | - | 3,030,162,356.00 | - | - | 3,030,162,356.00 |
| F.3. Social Housing Finance Corporation | | | | | | | | | | | | | | |
| General Administration and Support | 1000000000000000 | - | - | - | - | - | - | - | - | - | - | - | - | - |
| Support to Operations | 2000000000000000 | - | - | - | - | - | - | - | - | - | - | - | - | - |
| Operations | 3000000000000000 | 1,071,919,000.00 | 325,000,000.00 | 1,396,919,000.00 | 582,997,000.00 | 325,000,000.00 | = | - | 907,997,000.00 | - | 325,000,000.00 | - | - | 325,000,000.00 |
| High Density Housing Program | 3101000000000000 | 896,919,000.00 | - | 896,919,000.00 | 582,997,000.00 | - | - | - | 582,997,000.00 | - | - | - | - | - |
| Community Mortgage Program | - | 175,000,000.00 | 325,000,000.00 | 500,000,000.00 | - | 325,000,000.00 | - | - | 325,000,000.00 | - | 325,000,000.00 | - | - | 325,000,000.00 |
| Total | | 1,071,919,000.00 | 325,000,000.00 | 1,396,919,000.00 | 582,997,000.00 | 325,000,000.00 | - | - | 907,997,000.00 | - | 325,000,000.00 | - | - | 325,000,000.00 |
| Total, Department of Housing Settlements and Urban | | 2,954,166,644.00 | 3,814,884,636.00 | 6,769,051,280.00 | 582,997,000.00 | 3,814,884,636.00 | - | - | 4,397,881,636.00 | - | 4,005,162,356.00 | (190,277,720.00) | - | 3,814,884,636.00 |
| G. DEPARTMENT OF PUBLIC WORKS AND HIGHWAYS | | | | | | | | | | | | | | |
| G.1. Local Water Utilities Administration | | | | | | | | | | | | | | |
| General Administration and Support | 1000000000000000 | - | - | - | - | - | - | - | - | - | - | - | - | - |
| Support to Operations | 2000000000000000 | - | - | - | - | - | - | - | - | - | - | - | - | - |
| Operations | 3000000000000000 | 345,317,000.00 | - | 345,317,000.00 | - | - | = | = | - | - | - | - | - | - |
| Water Supply and Sanitation Program | 3101000000000000 | 345,317,000.00 | - | 345,317,000.00 | - | - | - | - | - | - | - | - | - | - |
| Total | | 345,317,000.00 | - | 345,317,000.00 | - | - | - | - | - | - | - | - | - | - |
| Total, Department of Public Works and Highways | | 345,317,000.00 | - | 345,317,000.00 | - | - | - | - | - | - | - | - | - | - |

CY 2021 STATEMENT OF APPROPRIATIONS, ALLOTMENTS, OBLIGATIONS,
DISBURSEMENTS AND BALANCES BY OBJECT OF EXPENDITURES (SAADBOE)

As of December 31, 2021

Department : Department of Finance
Agency : BUREAU OF THE TREASURY
Operating Unit : BTR NG OVERSIGHT
Organization Code : 11-005-00-00000
Funding Source :

Fund Cluster 01 RA Fund
Fund Cluster 02 - FAP Fund
Fund Cluster 03 - FAP Fund

| | | | |
|----------------------------------|---|----------------------------|--|
| FAR No. 1A_BTR NG OVERSIGHT_BSGC | | | |
| | X | New General Appropriations | |
| | X | Continuing Appropriations | |
| | X | Automatic Appropriations | |
| | X | Unprogrammed Funds | |

| PARTICULARS | UACS CODE | APPROPRIATIONS | | | ALLOTMENTS | | | | | CURRENT YEAR OBLIGATIONS | | | | |
|-------------|-----------|--------------------------|-------------|------------------------|---------------------|-------------|-----------------------|-----------------------|---------------------------|--------------------------|-------------|-------------|-------------|----------|
| | | Authorized Appropriation | Adjustments | Adjusted Appropriation | Allotments received | Adjustments | Transfer to Section 8 | Transfer to Section 9 | Adjusted Total Allotments | 1st Quarter | 2nd Quarter | 3rd Quarter | 4th Quarter | TOTAL |
| 1 | 2 | 3 | 4 | 5=3+4 | 6 | 7 | 8 | 9 | 10=6+7-8+9 | CURRENT YEAR OBLIGATIONS | 12 | 13 | 14 | 15=11:14 |

H. DEPARTMENT OF TOURISM

H.1. Nayong Pilipino Foundation

| | | | | | | | | | | | | | | |
|---|--------------------|---------------|---|---------------|---|---|---|---|---|---|---|---|---|---|
| General Administration and Support | 100000000000000000 | - | - | - | - | - | - | - | - | - | - | - | - | - |
| Support to Operations | 200000000000000000 | - | - | - | - | - | - | - | - | - | - | - | - | - |
| Operations | 300000000000000000 | 15,000,000.00 | - | 15,000,000.00 | - | - | - | - | - | - | - | - | - | - |
| Researches and Development Projects on Social Sciences and Humanities Program | 300100000000000000 | 15,000,000.00 | - | 15,000,000.00 | - | - | - | - | - | - | - | - | - | - |
| Total | | 15,000,000.00 | - | 15,000,000.00 | - | - | - | - | - | - | - | - | - | - |

H.2. Tourism Infrastructure and Enterprise Zone Authority

| | | | | | | | | | | | | | | |
|--|--------------------|---------------|---|---------------|---|---|---|---|---|---|---|---|---|---|
| General Administration and Support | 100000000000000000 | - | - | - | - | - | - | - | - | - | - | - | - | - |
| Support to Operations | 200000000000000000 | - | - | - | - | - | - | - | - | - | - | - | - | - |
| Operations | 300000000000000000 | 50,000,000.00 | - | 50,000,000.00 | - | - | - | - | - | - | - | - | - | - |
| Historical, Cultural, Religious, Heritage Sites, and Prime Destination Program | 300100000000000000 | 50,000,000.00 | - | 50,000,000.00 | - | - | - | - | - | - | - | - | - | - |
| Total | | 50,000,000.00 | - | 50,000,000.00 | - | - | - | - | - | - | - | - | - | - |
| Total, Department of Tourism | | 65,000,000.00 | - | 65,000,000.00 | - | - | - | - | - | - | - | - | - | - |

I. DEPARTMENT OF TRADE AND INDUSTRY

I.1. Aurora Pacific Economic Zone and Freeport Authority

| | | | | | | | | | | | | | | |
|------------------------------------|--------------------|---------------|---------------|----------------|---------------|---------------|---|---|---------------|---|---------------|---|---|---------------|
| General Administration and Support | 100000000000000000 | - | - | - | - | - | - | - | - | - | - | - | - | - |
| Support to Operations | 200000000000000000 | - | - | - | - | - | - | - | - | - | - | - | - | - |
| Operations | 300000000000000000 | 80,000,000.00 | 40,000,000.00 | 120,000,000.00 | 50,000,000.00 | 40,000,000.00 | - | - | 90,000,000.00 | - | 40,000,000.00 | - | - | 40,000,000.00 |
| * Ecozone Development Program | 310100000000000000 | 80,000,000.00 | 40,000,000.00 | 120,000,000.00 | 50,000,000.00 | 40,000,000.00 | - | - | 90,000,000.00 | - | 40,000,000.00 | - | - | 40,000,000.00 |

CY 2021 STATEMENT OF APPROPRIATIONS, ALLOTMENTS, OBLIGATIONS,
DISBURSEMENTS AND BALANCES BY OBJECT OF EXPENDITURES (SAADBOE)

As of December 31, 2021

Department : Department of Finance
Agency : BUREAU OF THE TREASURY
Operating Unit : BTr NG OVERSIGHT
Organization Code : 11-005-00-00000
Funding Source :

Fund Cluster 01 RA Fund
Fund Cluster 02 - FAP Fund
Fund Cluster 03 - FAP Fund

| | | | |
|----------------------------------|---|----------------------------|--|
| FAR No. 1A_BTr NG OVERSIGHT_BSGC | | | |
| | X | New General Appropriations | |
| | X | Continuing Appropriations | |
| | X | Automatic Appropriations | |
| | X | Unprogrammed Funds | |

| PARTICULARS | UACS CODE | APPROPRIATIONS | | | ALLOTMENTS | | | | | CURRENT YEAR OBLIGATIONS | | | | | TOTAL |
|---|-----------|--------------------------|---------------|------------------------|---------------------|---------------|-------------|---------------|---------------------------|--------------------------|---------------|-------------|-------------|----------|---------------|
| | | Authorized Appropriation | Adjustments | Adjusted Appropriation | Allotments received | Adjustments | Transfer to | Transfer from | Adjusted Total Allotments | 1st Quarter | 2nd Quarter | 3rd Quarter | 4th Quarter | 15=11:14 | |
| 1 | 2 | 3 | 4 | 5=3+4 | 6 | 7 | 8 | 9 | 10=6+7-8+9 | CURRENT YEAR OBLIGATIONS | 12 | 13 | 14 | | |
| Total | | 80,000,000.00 | 40,000,000.00 | 120,000,000.00 | 50,000,000.00 | 40,000,000.00 | - | - | 90,000,000.00 | - | 40,000,000.00 | - | - | - | 40,000,000.00 |
| Total, Department of Trade and Industry | | 80,000,000.00 | 40,000,000.00 | 120,000,000.00 | 50,000,000.00 | 40,000,000.00 | - | - | 90,000,000.00 | - | 40,000,000.00 | - | - | - | 40,000,000.00 |

J. DEPARTMENT OF TRANSPORTATION AND COMMUNICATIONS

| | | | | | | | | | | | | | | | |
|-----|---------------------------------------|-------------------|----------------|---|----------------|---|---|---|---|---|---|---|---|---|---|
| J.1 | Davao International Airport Authority | 10000000000000000 | - | - | - | - | - | - | - | - | - | - | - | - | - |
| | General Administration and Support | 20000000000000000 | - | - | - | - | - | - | - | - | - | - | - | - | - |
| | Support to Operations | 30000000000000000 | 274,958,000.00 | - | 274,958,000.00 | - | - | - | - | - | - | - | - | - | - |
| | Operations | 31010000000000000 | 274,958,000.00 | - | 274,958,000.00 | - | - | - | - | - | - | - | - | - | - |
| | Airport System Maintenance Program | | | | | | | | | | | | | | |
| | Total | | 274,958,000.00 | - | 274,958,000.00 | - | - | - | - | - | - | - | - | - | - |

| | | | | | | | | | | | | | | | |
|-----|--|-------------------|------------------|----------------|------------------|---|---|---|---|---|---|---|---|---|---|
| J.2 | Philippine National Railways | 10000000000000000 | 318,000,000.00 | 318,000,000.00 | - | - | - | - | - | - | - | - | - | - | - |
| | General Administration and Support | 20000000000000000 | - | - | - | - | - | - | - | - | - | - | - | - | - |
| | Support to Operations | 30000000000000000 | 1,540,500,000.00 | - | 1,540,500,000.00 | - | - | - | - | - | - | - | - | - | - |
| | Operations | 31010000000000000 | 1,540,500,000.00 | - | 1,540,500,000.00 | - | - | - | - | - | - | - | - | - | - |
| | Railway System Maintenance Program | | | | | | | | | | | | | | |
| | Total | | 1,858,500,000.00 | - | 1,858,500,000.00 | - | - | - | - | - | - | - | - | - | - |
| | Total, Dept. of Transportation and Comm. | | 2,133,458,000.00 | - | 2,133,458,000.00 | - | - | - | - | - | - | - | - | - | - |

K. NATIONAL ECONOMIC AND DEVELOPMENT

| | | | | | | | | | | | | | | | |
|-----|--|-------------------|-----------------|---------------|---|-----------------|---------------|---|---|---|---|---|---|---|---|
| K.1 | Philippine Institute for Development Studies | 10000000000000000 | (72,576,000.00) | 72,576,000.00 | - | (72,576,000.00) | 72,576,000.00 | - | - | - | - | - | - | - | - |
| | General Administration and Support | | | | | | | | | | | | | | |

CY 2021 STATEMENT OF APPROPRIATIONS, ALLOTMENTS, OBLIGATIONS,
DISBURSEMENTS AND BALANCES BY OBJECT OF EXPENDITURES (SAADBOE)

As of December 31, 2021

Department : Department of Finance
Agency : BUREAU OF THE TREASURY
Operating Unit : BTR NG OVERSIGHT
Organization Code : 11-005-00-00000
Funding Source :

Fund Cluster 01 RA Fund
Fund Cluster 02 - FAP Fund
Fund Cluster 03 - FAP Fund

| | |
|---------------------------------|----------------------------|
| FAR No. 1A_BT:NG OVERSIGHT_BSGC | |
| X | New General Appropriations |
| X | Continuing Appropriations |
| X | Automatic Appropriations |
| X | Unprogrammed Funds |
| | |

| PARTICULARS | UACS CODE | APPROPRIATIONS | | | ALLOTMENTS | | | | | CURRENT YEAR OBLIGATIONS | | | | |
|--|------------------|--------------------------|---------------|------------------------|---------------------|---------------|-----------------|-----------------|---------------------------|--------------------------|-------------|-------------|-------------|----------|
| | | Authorized Appropriation | Adjustments | Adjusted Appropriation | Allotments received | Adjustments | Transfer to Eco | Transfer to Eco | Adjusted Total Allotments | 1st Quarter | 2nd Quarter | 3rd Quarter | 4th Quarter | TOTAL |
| 1 | 2 | 3 | 4 | 5=3+4 | 6 | 7 | 8 | 9 | 10=6+7-8+9 | CURRENT YEAR OBLIGATIONS | 12 | 13 | 14 | 15=11:14 |
| Support to Operations | 2000000000000000 | | - | - | | | | | - | | | | | - |
| Operations | 3000000000000000 | - | 400.00 | 400.00 | - | 400.00 | = | = | 400.00 | - | 400.00 | - | - | 400.00 |
| Socio-Economic Policy Research Program | 3101000000000000 | | 400.00 | 400.00 | | 400.00 | | | 400.00 | | 400.00 | | - | 400.00 |
| Total | | (72,576,000.00) | 72,576,400.00 | 400.00 | (72,576,000.00) | 72,576,400.00 | - | - | 400.00 | - | 400.00 | - | - | 400.00 |
| Total, National Economic and Development | | (72,576,000.00) | 72,576,400.00 | 400.00 | (72,576,000.00) | 72,576,400.00 | - | - | 400.00 | - | 400.00 | - | - | 400.00 |

M. OTHER EXECUTIVE OFFICES

| | | | | | | | | | | | | | | |
|---|------------------|---------------|----------------|----------------|---------------|----------------|---|---|----------------|---------------|---------------|---|---|----------------|
| M.1. Authority of the Freeport Area of Bataan | - | - | - | - | - | - | - | - | - | - | - | - | - | - |
| General Administration and Support | 1000000000000000 | - | - | - | - | - | - | - | - | - | - | - | - | - |
| Support to Operations | 2000000000000000 | - | - | - | - | - | - | - | - | - | - | - | - | - |
| Operations | 3000000000000000 | 80,000,000.00 | 139,608,507.00 | 219,608,507.00 | 40,000,000.00 | 139,608,507.00 | : | : | 179,608,507.00 | 56,255,173.00 | 83,353,334.00 | - | - | 139,608,507.00 |
| * Ecozone Development Program | 3101000000000000 | 80,000,000.00 | 139,608,507.00 | 219,608,507.00 | 40,000,000.00 | 139,608,507.00 | - | - | 179,608,507.00 | 56,255,173.00 | 83,353,334.00 | - | - | 139,608,507.00 |
| Total | | 80,000,000.00 | 139,608,507.00 | 219,608,507.00 | 40,000,000.00 | 139,608,507.00 | - | - | 179,608,507.00 | 56,255,173.00 | 83,353,334.00 | - | - | 139,608,507.00 |

| | | | | | | | | | | | | | | |
|---|------------------|----------------|------------------|------------------|----------------|------------------|---|---|------------------|----------------|------------------|---|---------------|------------------|
| M.2. Bases Conversion Development Authority | - | - | - | - | - | - | - | - | - | - | - | - | - | - |
| General Administration and Support | 1000000000000000 | - | - | - | - | - | - | - | - | - | - | - | - | - |
| Support to Operations | 2000000000000000 | 5,405,129.00 | 5,405,129.00 | 5,405,129.00 | 151,160,000.00 | 5,405,129.00 | : | : | 9,435,754,576.00 | 286,929,239.00 | 8,997,665,337.00 | - | 19,931,117.00 | 9,304,525,693.00 |
| Operations | 3000000000000000 | 251,160,000.00 | 9,284,594,576.00 | 9,535,754,576.00 | 151,160,000.00 | 9,284,594,576.00 | : | : | 9,435,754,576.00 | 286,929,239.00 | 8,997,665,337.00 | - | 19,931,117.00 | 9,304,525,693.00 |
| Infrastructure Development Program | 3101000000000000 | 251,160,000.00 | 9,284,594,576.00 | 9,535,754,576.00 | 151,160,000.00 | 9,284,594,576.00 | - | - | 9,441,159,705.00 | 292,334,368.00 | 8,997,665,337.00 | - | 19,931,117.00 | 9,309,990,822.00 |
| Total | | 251,160,000.00 | 9,289,999,705.00 | 9,541,159,705.00 | 151,160,000.00 | 9,289,999,705.00 | - | - | 9,441,159,705.00 | 292,334,368.00 | 8,997,665,337.00 | - | 19,931,117.00 | 9,309,990,822.00 |

| | | | | | | | | | | | | | | |
|--------------------------------------|------------------|----------------|---------------|----------------|---|---------------|---|---|---------------|---|---------------|---|---|---------------|
| M.3. Cagayan Economic Zone Authority | - | - | - | - | - | - | - | - | - | - | - | - | - | - |
| General Administration and Support | 1000000000000000 | - | - | - | - | - | - | - | - | - | - | - | - | - |
| Support to Operations | 2000000000000000 | - | - | - | - | - | - | - | - | - | - | - | - | - |
| Operations | 3000000000000000 | 136,317,000.00 | 46,410,504.00 | 182,727,504.00 | - | 46,410,504.00 | : | : | 46,410,504.00 | - | 46,410,504.00 | - | - | 46,410,504.00 |

CY 2021 STATEMENT OF APPROPRIATIONS, ALLOTMENTS, OBLIGATIONS,
DISBURSEMENTS AND BALANCES BY OBJECT OF EXPENDITURES (SAADBOE)

As of December 31, 2021

Department : Department of Finance
Agency : BUREAU OF THE TREASURY
Operating Unit : BTR NG OVERSIGHT
Organization Code : 11-005-00-00000
Funding Source :

Fund Cluster 01 RA Fund
Fund Cluster 02 - FAP Fund
Fund Cluster 03 - FAP Fund

| | | | |
|----------------------------------|---|----------------------------|--|
| FAR No. 1A_BTR NG OVERSIGHT_BSGC | | | |
| | X | New General Appropriations | |
| | X | Continuing Appropriations | |
| | X | Automatic Appropriations | |
| | X | Unprogrammed Funds | |

| PARTICULARS | UACS CODE | APPROPRIATIONS | | | ALLOTMENTS | | | | | CURRENT YEAR OBLIGATIONS | | | | |
|---|-----------|--------------------------|----------------|------------------------|---------------------|---------------|-------------|---------------|---------------------------|--------------------------|----------------|-------------|-------------|----------------|
| | | Authorized Appropriation | Adjustments | Adjusted Appropriation | Allotments received | Adjustments | Transfer to | Transfer from | Adjusted Total Allotments | 1st Quarter OBLIGATIONS | 2nd Quarter | 3rd Quarter | 4th Quarter | TOTAL |
| 1 | 2 | 3 | 4 | 5=3+4 | 6 | 7 | 8 | 9 | 10=6+7-8+9 | | 12 | 13 | 14 | 15=1+14 |
| * Ecozone Development Program | | 3101000000000000 | 136,317,000.00 | 46,410,504.00 | 182,727,504.00 | 46,410,504.00 | | | 46,410,504.00 | | 46,410,504.00 | | | 46,410,504.00 |
| Total | | | 136,317,000.00 | 46,410,504.00 | | 46,410,504.00 | - | - | 46,410,504.00 | | 46,410,504.00 | | | 46,410,504.00 |
| M.4. Credit Information Corporation | | | | | | | | | | | | | | |
| General Administration and Support | | 1000000000000000 | 7,655,854.00 | 7,655,854.00 | | | | | | | | | | - |
| Support to Operations | | 2000000000000000 | | - | | | | | | | | | | - |
| Operations | | 3000000000000000 | - | - | | | | | | | | | | - |
| Total | | | 7,655,854.00 | 7,655,854.00 | | | | | | | | | | - |
| M.5. Cultural Center of the Philippines | | | | | | | | | | | | | | |
| General Administration and Support | | 1000000000000000 | | - | | | | | | | | | | - |
| Support to Operations | | 2000000000000000 | | - | | | | | | | | | | - |
| Operations | | 3000000000000000 | 95,000,000.00 | 95,000,000.00 | 58,000,000.00 | | | | 58,000,000.00 | | | | | |
| Philippine Arts and Culture Promotion and Development Program | | 3101000000000000 | 95,000,000.00 | 95,000,000.00 | 58,000,000.00 | | | | 58,000,000.00 | | | | | |
| Total | | | 95,000,000.00 | 95,000,000.00 | 58,000,000.00 | | | | 58,000,000.00 | | | | | |
| M.6. Development Academy of the Philippines | | | | | | | | | | | | | | |
| General Administration and Support | | 1000000000000000 | | - | | | | | | | | | | - |
| Support to Operations | | 2000000000000000 | | - | | | | | | | | | | - |
| Operations | | 3000000000000000 | 56,222,000.00 | 179,192,965.00 | 235,414,965.00 | | | | 179,192,965.00 | | 179,192,965.00 | | | 179,192,965.00 |
| Education and Training Program | | 3101000000000000 | 37,026,000.00 | 25,187,068.00 | 62,213,068.00 | | | | 25,187,068.00 | | 25,187,068.00 | | | 25,187,068.00 |
| Research and Technical Assistance on Public Sector Productivity Program | | 3102000000000000 | 19,196,000.00 | 154,005,897.00 | 173,201,897.00 | | | | 154,005,897.00 | | 154,005,897.00 | | | 154,005,897.00 |
| Total | | | 56,222,000.00 | 179,192,965.00 | 235,414,965.00 | | | | 179,192,965.00 | | 179,192,965.00 | | | 179,192,965.00 |

CY 2021 STATEMENT OF APPROPRIATIONS, ALLOTMENTS, OBLIGATIONS,
DISBURSEMENTS AND BALANCES BY OBJECT OF EXPENDITURES (SAADBOE)

As of December 31, 2021

Department : Department of Finance
Agency : BUREAU OF THE TREASURY
Operating Unit : BTR NG OVERSIGHT
Organization Code : 11-005-00-00000
Funding Source :

Fund Cluster 01 RA Fund
Fund Cluster 02 - FAP Fund
Fund Cluster 03 - FAP Fund

FAR No. 1A_BT NG OVERSIGHT_BSGC

| | |
|---|----------------------------|
| X | New General Appropriations |
| X | Continuing Appropriations |
| X | Automatic Appropriations |
| X | Unprogrammed Funds |

| PARTICULARS | UACS CODE | APPROPRIATIONS | | | ALLOTMENTS | | | | | CURRENT YEAR OBLIGATIONS | | | | |
|-------------|-----------|--------------------------|-------------|------------------------|---------------------|-------------|-------------|---------------|---------------------------|--------------------------|-------------|-------------|-------------|----------|
| | | Authorized Appropriation | Adjustments | Adjusted Appropriation | Allotments received | Adjustments | Transfer to | Transfer from | Adjusted Total Allotments | 1st Quarter | 2nd Quarter | 3rd Quarter | 4th Quarter | TOTAL |
| | | | | | | | | | | CURRENT YEAR OBLIGATIONS | 12 | 13 | 14 | |
| 1 | 2 | 3 | 4 | 5=3+4 | 6 | 7 | 8 | 9 | 10=6+7-8+9 | CURRENT YEAR OBLIGATIONS | 12 | 13 | 14 | 15=11:14 |

| | | | | | | | | | | | | | | |
|---|-------------------|------------------|------------------|------------------|------------------|------------------|---|---|------------------|---|------------------|------------------|---|------------------|
| M.7. National Irrigation Administration | | | | | | | | | | | | | | |
| General Administration and Support | 10000000000000000 | - | - | - | - | - | - | - | - | - | - | - | - | - |
| Support to Operations | 20000000000000000 | (160,847,383.00) | 160,847,383.00 | - | (160,847,383.00) | 160,847,383.00 | = | = | 1,378,193,339.00 | - | 1,666,478,000.00 | (288,284,661.00) | - | 1,378,193,339.00 |
| Operations | 30000000000000000 | (85,765,268.00) | 1,463,958,607.00 | 1,378,193,339.00 | (85,765,268.00) | 1,463,958,607.00 | = | = | - | - | - | - | - | - |
| Irrigation System Restoration Program | 31010000000000000 | (85,765,268.00) | 85,765,268.00 | - | (85,765,268.00) | 85,765,268.00 | = | = | - | - | 1,666,478,000.00 | (288,284,661.00) | - | 1,378,193,339.00 |
| Irrigation Systems Development Program | 31020000000000000 | - | 1,378,193,339.00 | 1,378,193,339.00 | - | 1,378,193,339.00 | - | - | 1,378,193,339.00 | - | - | - | - | - |
| Total | | (246,612,651.00) | 1,624,805,980.00 | 1,378,193,339.00 | (246,612,651.00) | 1,624,805,980.00 | - | - | 1,378,193,339.00 | - | 1,666,478,000.00 | (288,284,661.00) | - | 1,378,193,339.00 |

| | | | | | | | | | | | | | | |
|---|-------------------|---------------|----------------|---------------|---------------|---|---|---|---------------|---|---|---|---------------|---------------|
| M.8. Philippine Center for Economic Development | | | | | | | | | | | | | | |
| General Administration and Support | 10000000000000000 | 8,410,000.00 | (8,410,000.00) | - | - | - | - | - | - | - | - | - | - | - |
| Support to Operations | 20000000000000000 | - | - | - | - | - | - | - | - | - | - | - | - | - |
| Operations | 30000000000000000 | 10,000,000.00 | 8,410,000.00 | 18,410,000.00 | 18,410,000.00 | - | = | = | 18,410,000.00 | - | - | - | 18,410,000.00 | 18,410,000.00 |
| Teaching and Research Program | 31010000000000000 | 10,000,000.00 | 8,410,000.00 | 18,410,000.00 | 18,410,000.00 | - | - | - | 18,410,000.00 | - | - | - | 18,410,000.00 | 18,410,000.00 |
| Total | | 18,410,000.00 | - | 18,410,000.00 | 18,410,000.00 | - | - | - | 18,410,000.00 | - | - | - | - | 18,410,000.00 |

| | | | | | | | | | | | | | | |
|---|-------------------|---------------|---|---------------|---------------|---|---|---|---------------|---------------|---|---|---|---------------|
| M.9. Southern Philippines Development Authority | | | | | | | | | | | | | | |
| General Administration and Support | 10000000000000000 | 20,000,000.00 | - | 20,000,000.00 | 13,000,000.00 | - | - | - | 13,000,000.00 | 13,000,000.00 | - | - | - | 13,000,000.00 |
| Support to Operations | 20000000000000000 | - | - | - | - | - | - | - | - | - | - | - | - | - |
| Operations | 30000000000000000 | - | - | - | - | - | = | = | - | - | - | - | - | - |
| | 31010000000000000 | - | - | - | - | - | - | - | - | - | - | - | - | - |
| Total | | 20,000,000.00 | - | 20,000,000.00 | 13,000,000.00 | - | - | - | 13,000,000.00 | 13,000,000.00 | - | - | - | 13,000,000.00 |

| | | | | | | | | | | | | | | |
|--|-------------------|---|---|---|---|---|---|---|---|---|---|---|---|---|
| M.10. Subic Bay Metropolitan Authority | 10000000000000000 | - | - | - | - | - | - | - | - | - | - | - | - | - |
| General Administration and Support | | | | | | | | | | | | | | |

CY 2021 STATEMENT OF APPROPRIATIONS, ALLOTMENTS, OBLIGATIONS,
DISBURSEMENTS AND BALANCES BY OBJECT OF EXPENDITURES (SAADBOE)

As of December 31, 2021

Department : Department of Finance
Agency : BUREAU OF THE TREASURY
Operating Unit : BTR NG OVERSIGHT
Organization Code : 11-005-00-00000
Funding Source :

Fund Cluster 01 RA Fund
Fund Cluster 02 - FAP Fund
Fund Cluster 03 - FAP Fund

| FAR No. 1A_BTR NG OVERSIGHT_BSGC | | | |
|----------------------------------|---|----------------------------|--|
| | X | New General Appropriations | |
| | X | Continuing Appropriations | |
| | X | Automatic Appropriations | |
| | X | Unprogrammed Funds | |

| PARTICULARS | UACS CODE | APPROPRIATIONS | | | | ALLOTMENTS | | | | | CURRENT YEAR OBLIGATIONS | | | | |
|--|------------------|--------------------------|-------------------|------------------------|---------------------|-------------------|-------------------------|-------------------------|---------------------------|--------------------------|--------------------------|-------------------|-------------------|--------------------|--|
| | | Authorized Appropriation | Adjustments | Adjusted Appropriation | Allotments received | Adjustments | Transfer to Other Funds | Transfer to Other Funds | Adjusted Total Allotments | 1st Quarter | 2nd Quarter | 3rd Quarter | 4th Quarter | TOTAL | |
| 1 | 2 | 3 | 4 | 5=3+4 | 6 | 7 | 8 | 9 | 10=6+7-8+9 | CURRENT YEAR OBLIGATIONS | 12 | 13 | 14 | 15=11:14 | |
| Support to Operations | 2000000000000000 | | - | - | | | | | - | | | | | - | |
| Operations | 3000000000000000 | 10,350,000.00 | 381,135,142.00 | 391,485,142.00 | - | 381,135,142.00 | = | = | 381,135,142.00 | - | 381,135,142.00 | - | - | 381,135,142.00 | |
| Ecozone Development Program | 3101000000000000 | 10,350,000.00 | 381,135,142.00 | 391,485,142.00 | - | 381,135,142.00 | | | 381,135,142.00 | - | 381,135,142.00 | - | - | 381,135,142.00 | |
| Total | | 10,350,000.00 | 381,135,142.00 | 391,485,142.00 | - | 381,135,142.00 | - | - | 381,135,142.00 | - | 381,135,142.00 | - | - | 381,135,142.00 | |
| M.11. Zamboanga City Special Economic Zone Authority | | | | | | | | | | | | | | | |
| General Administration and Support | 1000000000000000 | | - | - | | | | | - | | | | | - | |
| Support to Operations | 2000000000000000 | | - | - | | | | | - | | | | | - | |
| Operations | 3000000000000000 | 208,389,000.00 | 144,108,000.00 | 352,497,000.00 | - | 144,108,000.00 | = | = | 144,108,000.00 | - | 144,108,000.00 | - | - | 144,108,000.00 | |
| * Ecozone Development Program | 3101000000000000 | 208,389,000.00 | 144,108,000.00 | 352,497,000.00 | - | 144,108,000.00 | | | 144,108,000.00 | - | 144,108,000.00 | - | - | 144,108,000.00 | |
| Total | | 208,389,000.00 | 144,108,000.00 | 352,497,000.00 | - | 144,108,000.00 | - | - | 144,108,000.00 | - | 144,108,000.00 | - | - | 144,108,000.00 | |
| Total, Other Executive Offices | | 636,891,203.00 | 11,805,260,813.00 | 12,442,152,016.00 | 33,957,349.00 | 11,805,260,813.00 | - | - | 11,839,218,162.00 | 361,589,541.00 | 11,498,343,282.00 | (288,284,661.00) | 38,341,117.00 | 11,609,989,279.00 | |
| SUB - TOTAL, CONTINUING APPROPRIATIONS | | 8,093,608,434.00 | 28,917,767,265.00 | 37,011,375,699.00 | 1,211,329,349.00 | 28,917,767,265.00 | - | - | 30,129,096,614.00 | 361,589,541.00 | 28,926,666,377.00 | (626,810,304.00) | 572,425,117.00 | 29,233,870,731.00 | |
| TOTAL, NEW GENERAL APPROPRIATIONS | | 156,260,384,434.00 | 28,917,767,265.00 | 185,178,151,699.00 | 147,722,377,804.00 | 28,917,767,265.00 | - | - | 176,640,145,069.00 | 10,715,367,045.00 | 85,815,895,611.00 | 42,797,768,060.00 | 16,620,545,562.00 | 155,949,576,278.00 | |

B. BAYANIHAN TO RECOVER AS ONE ACT
B.1 Regular Agency Fund, FY 2021 Continuing
Appro., Republic Act No. 11494, Bayanhan to
Recover As One Act 01 1 02 415

| | | | | | | | | | | | | | | |
|--|--|--|----------------|--|----------------|--|--|--|----------------|--|----------------|--|--|----------------|
| Department of Agriculture | | | | | | | | | | | | | | |
| Philippine Coconut Authority | | | 322,000,000.00 | | 322,000,000.00 | | | | 322,000,000.00 | | 322,000,000.00 | | | 322,000,000.00 |
| Philippine Fisheries Development Authority | | | 384,350,000.00 | | 384,350,000.00 | | | | 384,350,000.00 | | 384,350,000.00 | | | 384,350,000.00 |

CY 2021 STATEMENT OF APPROPRIATIONS, ALLOTMENTS, OBLIGATIONS,
DISBURSEMENTS AND BALANCES BY OBJECT OF EXPENDITURES (SAADBOE)

As of December 31, 2021

Department : Department of Finance
Agency : BUREAU OF THE TREASURY
Operating Unit : BTR NG OVERSIGHT
Organization Code : 11-005-00-00000
Funding Source :

Fund Cluster 01 RA Fund
Fund Cluster 02 - FAP Fund
Fund Cluster 03 - FAP Fund

| | | | |
|----------------------------------|----------------------------|--|--|
| FAR No. 1A_BTR NG OVERSIGHT_BSGC | | | |
| X | New General Appropriations | | |
| X | Continuing Appropriations | | |
| X | Automatic Appropriations | | |
| X | Unprogrammed Funds | | |

| PARTICULARS | UACS CODE | APPROPRIATIONS | | | ALLOTMENTS | | | | | CURRENT YEAR OBLIGATIONS | | | | |
|-------------|-----------|--------------------------|-------------|------------------------|---------------------|-------------|----------------|----------------|---------------------------|--------------------------------------|-------------|-------------|-------------|----------|
| | | Authorized Appropriation | Adjustments | Adjusted Appropriation | Allocments received | Adjustments | Transfer to En | Transfer to En | Adjusted Total Allocments | 1st Quarter CURRENT YEAR OBLIGATIONS | 2nd Quarter | 3rd Quarter | 4th Quarter | TOTAL |
| 1 | 2 | 3 | 4 | 5=3+4 | 6 | 7 | 8 | 9 | 10=6+7+8+9 | | 12 | 13 | 14 | 15=11+14 |

| | | | | | | | | | | | | | | |
|-------------------------------------|--|-------------------|--|-------------------|-------------------|--|--|--|-------------------|-------------------|--|--|--|-------------------|
| Department of Finance | | | | | | | | | | | | | | |
| Philippine Guarantee Corporation | | 5,000,000,000.00 | | 5,000,000,000.00 | 5,000,000,000.00 | | | | 5,000,000,000.00 | 5,000,000,000.00 | | | | 5,000,000,000.00 |
| Land Bank of the Philippines | | 27,500,000,000.00 | | 27,500,000,000.00 | 27,500,000,000.00 | | | | 27,500,000,000.00 | 27,500,000,000.00 | | | | 27,500,000,000.00 |
| Development Bank of the Philippines | | 12,500,000,000.00 | | 12,500,000,000.00 | 12,500,000,000.00 | | | | 12,500,000,000.00 | 12,500,000,000.00 | | | | 12,500,000,000.00 |

| | | | | | | | | | | | | | | |
|--|--|-------------------|----------------|-------------------|-------------------|----------------|---|---|-------------------|-------------------|----------------|---|---|-------------------|
| TOTAL, BAYANIHAN TO RECOVER AS ONE ACT | | 45,000,000,000.00 | 706,350,000.00 | 45,706,350,000.00 | 45,000,000,000.00 | 706,350,000.00 | - | - | 45,706,350,000.00 | 45,000,000,000.00 | 706,350,000.00 | - | - | 45,706,350,000.00 |
|--|--|-------------------|----------------|-------------------|-------------------|----------------|---|---|-------------------|-------------------|----------------|---|---|-------------------|

C. SPECIAL PURPOSE FUNDS
C.1 Special Purpose Funds

C.1 a FY 2020 RA 11465 - Cont, National
Disaster Risk Reduction and Management Fund (Calamity Fund) 01 1 02 401

| | | | | | | | | | | | | | | |
|---|------------------|------------------|---------------|------------------|------------------|---------------|---|---|------------------|---|---------------|------------------|---|------------------|
| DOE - National Electrification Administration | | 100,000,000.00 | - | 100,000,000.00 | 100,000,000.00 | - | - | - | 100,000,000.00 | - | - | - | - | - |
| MOOE | 4003000000004000 | 100,000,000.00 | - | 100,000,000.00 | 100,000,000.00 | - | - | - | 100,000,000.00 | - | - | - | - | - |
| Capital Outlay | | | | | | | | | | | | | | |
| DPWH - Local Water Utilities Administration | | - | 56,560,000.00 | 56,560,000.00 | - | 56,560,000.00 | - | - | 56,560,000.00 | - | 56,560,000.00 | - | - | 56,560,000.00 |
| MOOE | 4003000000004000 | - | 56,560,000.00 | 56,560,000.00 | - | 56,560,000.00 | - | - | 56,560,000.00 | - | 56,560,000.00 | - | - | 56,560,000.00 |
| Capital Outlay | | | - | - | - | - | - | - | - | - | - | - | - | - |
| DHSUD - National Housing Authority | | 1,651,887,000.00 | - | 1,651,887,000.00 | 1,651,887,000.00 | - | - | - | 1,651,887,000.00 | - | - | 1,651,887,000.00 | - | 1,651,887,000.00 |
| MOOE | 4003000000000000 | 1,651,887,000.00 | - | 1,651,887,000.00 | 1,651,887,000.00 | - | - | - | 1,651,887,000.00 | - | - | 1,651,887,000.00 | - | 1,651,887,000.00 |

CY 2021 STATEMENT OF APPROPRIATIONS, ALLOTMENTS, OBLIGATIONS,
DISBURSEMENTS AND BALANCES BY OBJECT OF EXPENDITURES (SAADBOE)

As of December 31, 2021

Department : Department of Finance
Agency : BUREAU OF THE TREASURY
Operating Unit : BTR NG OVERSIGHT
Organization Code : 11-005-00-00000
Funding Source :

Fund Cluster 01 RA Fund
Fund Cluster 02 - FAP Fund
Fund Cluster 03 - FAP Fund

| | | | |
|----------------------------------|---|----------------------------|--|
| FAR No. 1A_BTR NG OVERSIGHT_BSGC | | | |
| | X | New General Appropriations | |
| | X | Continuing Appropriations | |
| | X | Automatic Appropriations | |
| | X | Unprogrammed Funds | |

| PARTICULARS | UACS CODE | APPROPRIATIONS | | | | ALLOTMENTS | | | | | CURRENT YEAR OBLIGATIONS | | | | |
|--|---------------------|--------------------------|----------------|------------------------|---------------------|----------------|----------------|----------------|---------------------------|--------------------------|--------------------------|------------------|-------------|------------------|--|
| | | Authorized Appropriation | Adjustments | Adjusted Appropriation | Allotments received | Adjustments | Transfer To En | Transfer To En | Adjusted Total Allotments | 1st Quarter | 2nd Quarter | 3rd Quarter | 4th Quarter | TOTAL | |
| 1 | 2 | 3 | 4 | 5=3+4 | 6 | 7 | 8 | 9 | 10=6+7-8+9 | CURRENT YEAR OBLIGATIONS | 12 | 13 | 14 | 15=11+14 | |
| Capital Outlay | | | - | - | | | | | - | | | | | - | |
| OEO - National Irrigation Administration | | 33,356,245.00 | 300,219,270.00 | 333,575,515.00 | 33,356,245.00 | 300,219,270.00 | = | = | 333,575,515.00 | - | 300,219,270.00 | - | - | 300,219,270.00 | |
| MOOE | 1000000000000000000 | 33,356,245.00 | 300,219,270.00 | 333,575,515.00 | 33,356,245.00 | 300,219,270.00 | | | 333,575,515.00 | - | 300,219,270.00 | - | - | 300,219,270.00 | |
| Capital Outlay | | - | - | - | - | - | - | - | - | - | - | - | - | - | |
| | | 1,785,243,245.00 | 356,779,270.00 | 2,142,022,515.00 | 1,785,243,245.00 | 356,779,270.00 | - | - | 2,142,022,515.00 | - | 356,779,270.00 | 1,651,887,000.00 | - | 2,008,666,270.00 | |

C.1.b FY 2021 RA 11518 -Current_ National
Disaster Risk Reduction and Management Fund 01 1 01 401
(Calamity Fund)

| | | | | | | | | | | | | | | |
|---|--|------------------|------------------|------------------|------------------|--|--|--|------------------|---|--|---------------|------------------|---------------|
| Department of Transportation And Communication | | 3101000000000000 | 271,880,214.00 | 271,880,214.00 | 271,880,214.00 | | | | 271,880,214.00 | - | | | | - |
| PPA - Philippine Ports Authority | | | | | | | | | | | | | | |
| Department of Public Works and Highways | | | | | | | | | | | | | | |
| LWUA - Local Water Utilities Administration | | 4003000000002000 | 54,532,591.00 | 54,532,591.00 | 54,532,591.00 | | | | 54,532,591.00 | - | | | | - |
| Department of Energy | | | | | | | | | | | | | | |
| NEA - National Electrification Administration | | 4003000000002000 | 22,278,757.00 | 22,278,757.00 | 22,278,757.00 | | | | 22,278,757.00 | | | 22,278,757.00 | | 22,278,757.00 |
| NPC - National Power Corporation | | | | | | | | | | | | | | - |
| Department of Human Settlements and Urban Development | | | | | | | | | | | | | | |
| NHMF-C - National Home Mortgage Finance Corporation | | 4003000000004000 | 2,195,743,807.00 | 2,195,743,807.00 | 2,195,743,807.00 | | | | 2,195,743,807.00 | - | | | 2,195,743,807.00 | - |
| NHA - National Housing Authority | | | | | | | | | | | | | | |
| SHFC - Social Housing Finance Corporation | | | 187,875,969.00 | 187,875,969.00 | 187,875,969.00 | | | | 187,875,969.00 | | | | 23,971,486.00 | 23,971,486.00 |

CY 2021 STATEMENT OF APPROPRIATIONS, ALLOTMENTS, OBLIGATIONS,
DISBURSEMENTS AND BALANCES BY OBJECT OF EXPENDITURES (SAADBOE)

As of December 31, 2021

Department : Department of Finance
Agency : BUREAU OF THE TREASURY
Operating Unit : BTR NG OVERSIGHT
Organization Code : 11-005-00-00000
Funding Source : Fund Cluster 01 RA Fund
Fund Cluster 02 - FAP Fund
Fund Cluster 03 - FAP Fund

| | | | |
|----------------------------------|---|----------------------------|--|
| FAR No. 1A_BTR NG OVERSIGHT_BSGC | | | |
| | X | New General Appropriations | |
| | X | Continuing Appropriations | |
| | X | Automatic Appropriations | |
| | X | Unprogrammed Funds | |

| PARTICULARS | UACS CODE | APPROPRIATIONS | | | ALLOTMENTS | | | | | CURRENT YEAR OBLIGATIONS | | | | |
|-------------|-----------|---|-------------|------------------------|---------------------|-------------|-------------|---------------|---------------------------|--------------------------|-------------|-------------|-------------|----------|
| | | Authorized Appropriation | Adjustments | Adjusted Appropriation | Allotments received | Adjustments | Transfer to | Transfer from | Adjusted Total Allotments | 1st Quarter | 2nd Quarter | 3rd Quarter | 4th Quarter | TOTAL |
| 1 | 2 | 3 | 4 | 5=3+4 | 6 | 7 | 8 | 9 | 10=6+7-8+9 | CURRENT YEAR OBLIGATIONS | 12 | 13 | 14 | 15=11:14 |
| | | 2,732,311,338.00 - 2,732,311,338.00 2,732,311,338.00 - - 2,732,311,338.00 - - 22,278,757.00 2,219,715,293.00 2,241,994,050.00 | | | | | | | | | | | | |

| | | | | | | | | | | | | | | |
|------------------------------|------------------|----------------|------------------|------------------|----------------|---|---|---|------------------|---|----------------|------------------|------------------|------------------|
| TOTAL, SPECIAL PURPOSE FUNDS | 4,517,554,583.00 | 356,779,270.00 | 4,874,333,853.00 | 4,517,554,583.00 | 356,779,270.00 | - | - | - | 4,874,333,853.00 | - | 356,779,270.00 | 1,674,165,757.00 | 2,219,715,293.00 | 4,250,660,320.00 |
|------------------------------|------------------|----------------|------------------|------------------|----------------|---|---|---|------------------|---|----------------|------------------|------------------|------------------|

D. CONTINGENT FUND

D.1 Contingent Fund 01 1 01 402

| | | | | | | | | | | | | | | |
|---|------------------|----------------|--|----------------|----------------|--|--|--|----------------|--|--|---------------|----------------|----------------|
| D.1.a FY 2021 RA 11518, Contingent Fund | 3101000000000000 | | | | | | | | | | | | | |
| Presidential Communications Operations Office | | | | | | | | | | | | | | |
| IBC - Intercontinental Broadcasting Corporation | | 185,000,000.00 | | 185,000,000.00 | 185,000,000.00 | | | | 185,000,000.00 | | | 17,982,615.00 | 166,914,100.00 | 184,896,715.00 |
| Department of Health | | | | | | | | | | | | | | |
| PHIC - Philippine Health Insurance Corporation | | 500,000,000.00 | | 500,000,000.00 | 500,000,000.00 | | | | 500,000,000.00 | | | | 500,000,000.00 | 500,000,000.00 |

| | | | | | | | | | | | | | | |
|------------------------|----------------|---|----------------|----------------|----------------|---|---|---|----------------|---|---|---------------|----------------|----------------|
| TOTAL, CONTINGENT FUND | 685,000,000.00 | - | 685,000,000.00 | 685,000,000.00 | 685,000,000.00 | - | - | - | 685,000,000.00 | - | - | 17,982,615.00 | 666,914,100.00 | 684,896,715.00 |
|------------------------|----------------|---|----------------|----------------|----------------|---|---|---|----------------|---|---|---------------|----------------|----------------|

E. BSGC - OTHERS

E.1 BSGC - Others

E.1.a FY 2021 RA 11518 01 1 01 412

| | | | | | | | | | | | | | | |
|--|---------------|---------------|---------------|---------------|---------------|---|---|---|---------------|---|---|---|---------------|---------------|
| TIEZA - Tourism Infrastructure and Enterprise Zone Authority | | 28,606,000.00 | | 28,606,000.00 | 19,000,000.00 | | | | 19,000,000.00 | | | | 19,000,000.00 | 19,000,000.00 |
| TOTAL, BSGC - OTHERS | 28,606,000.00 | - | 28,606,000.00 | 19,000,000.00 | - | - | - | - | 19,000,000.00 | - | - | - | 19,000,000.00 | 19,000,000.00 |

F. AUTOMATIC APPROPRIATIONS

CY 2021 STATEMENT OF APPROPRIATIONS, ALLOTMENTS, OBLIGATIONS,
DISBURSEMENTS AND BALANCES BY OBJECT OF EXPENDITURES (SAADBOE)

As of December 31, 2021

Department : Department of Finance
Agency : BUREAU OF THE TREASURY
Operating Unit : BTR NG OVERSIGHT
Organization Code : 11-005-00-00000
Funding Source :

Fund Cluster 01 RA Fund
Fund Cluster 02 - FAP Fund
Fund Cluster 03 - FAP Fund

| FAR No. 1A_BTR NG OVERSIGHT_BSGC | | | |
|----------------------------------|---|----------------------------|--|
| | X | New General Appropriations | |
| | X | Continuing Appropriations | |
| | X | Automatic Appropriations | |
| | X | Unprogrammed Funds | |

| PARTICULARS | UACS CODE | APPROPRIATIONS | | | ALLOTMENTS | | | | | CURRENT YEAR OBLIGATIONS | | | | |
|-------------|-----------|--------------------------|-------------|------------------------|---------------------|-------------|-------------------|-------------------|---------------------------|--------------------------|-------------|-------------|-------------|---------|
| | | Authorized Appropriation | Adjustments | Adjusted Appropriation | Allotments received | Adjustments | Tra nsf er To Enr | Tra nsf er To Enr | Adjusted Total Allotments | 1st Quarter | 2nd Quarter | 3rd Quarter | 4th Quarter | TOTAL |
| 1 | 2 | 3 | 4 | 5=3+4 | 6 | 7 | 8 | 9 | 10=6+7-8+9 | CURRENT YEAR OBLIGATIONS | 12 | 13 | 14 | 15=1:14 |

F.1 Automatic Appropriation 01 1 04 105

F.1.a FY 2021 RA 11518, Auto. Customs Duties
and Taxes, including Tax Expenditures

DEPARTMENT OF FINANCE

| | | | | | | | | | | | | | |
|---|------------------|------------------|---|------------------|------------------|--|--|--|------------------|------------------|------------------|---------------|------------------|
| PDIC - Philippine Deposit Insurance Corporation | 4016000000000000 | 3,561,184,704.00 | - | 3,561,184,704.00 | 3,561,184,704.00 | | | | 3,561,184,704.00 | 1,748,412,481.00 | 1,795,012,061.00 | 17,760,162.00 | 3,561,184,704.00 |
| GSIS - Government Service Insurance System | | 6,045,821.00 | - | 6,045,821.00 | 6,045,821.00 | | | | 6,045,821.00 | | | | 6,045,821.00 |

DEPARTMENT OF TRADE AND INDUSTRY

| | | | | | | | | | | | | | | |
|----------------------------------|--|---------------|-----------------|---|---------------|-----------------|--|--|---|--|--|--|--|---|
| SBC - Small Business Corporation | | 80,426,044.00 | (80,426,044.00) | - | 80,426,044.00 | (80,426,044.00) | | | - | | | | | - |
|----------------------------------|--|---------------|-----------------|---|---------------|-----------------|--|--|---|--|--|--|--|---|

| | | | | | | | | | | | | | | |
|--|------------------|----------------|---|----------------|----------------|--|--|--|----------------|--|--|--|----------------|----------------|
| PRESIDENTIAL COMMUNICATIONS OPERATIONS OFFICE | 4016000000000000 | 117,835,396.00 | - | 117,835,396.00 | 117,835,396.00 | | | | 117,835,396.00 | | | | 117,835,396.00 | 117,835,396.00 |
|--|------------------|----------------|---|----------------|----------------|--|--|--|----------------|--|--|--|----------------|----------------|

| | | | | | | | | | | | | | | |
|---|--|---|---|---|---|--|--|--|---|--|--|--|--|---|
| Intercontinental Broadcasting Corporation | | - | - | - | - | | | | - | | | | | - |
| People's Television Network, Inc. | | - | - | - | - | | | | - | | | | | - |

| | | | | | | | | | | | | | |
|---------------------------------------|--|------------------|-----------------|------------------|------------------|-----------------|---|------------------|---|------------------|------------------|----------------|------------------|
| SUB - TOTAL, AUTOMATIC APPROPRIATIONS | | 3,765,491,965.00 | (80,426,044.00) | 3,685,065,921.00 | 3,765,491,965.00 | (80,426,044.00) | - | 3,685,065,921.00 | - | 1,748,412,481.00 | 1,795,012,061.00 | 141,641,379.00 | 3,685,065,921.00 |
|---------------------------------------|--|------------------|-----------------|------------------|------------------|-----------------|---|------------------|---|------------------|------------------|----------------|------------------|

| | | | | | | | | | | | | | |
|--------------------------------|--|------------------|-----------------|------------------|------------------|-----------------|---|------------------|---|------------------|------------------|----------------|------------------|
| TOTAL, AUTOMATIC APPROPRIATION | | 3,765,491,965.00 | (80,426,044.00) | 3,685,065,921.00 | 3,765,491,965.00 | (80,426,044.00) | - | 3,685,065,921.00 | - | 1,748,412,481.00 | 1,795,012,061.00 | 141,641,379.00 | 3,685,065,921.00 |
|--------------------------------|--|------------------|-----------------|------------------|------------------|-----------------|---|------------------|---|------------------|------------------|----------------|------------------|

G. UNPROGRAMMED FUND 05

G.1.a FY 2021 RA 11518, Unprogrammed Fund -
BSGC 01 1 05 427

Department of Agriculture

CY 2021 STATEMENT OF APPROPRIATIONS, ALLOTMENTS, OBLIGATIONS,
DISBURSEMENTS AND BALANCES BY OBJECT OF EXPENDITURES (SAADBOE)

As of December 31, 2021

Department : Department of Finance
Agency : BUREAU OF THE TREASURY
Operating Unit : BTr NG OVERSIGHT
Organization Code : 11-005-00-00000
Funding Source :

Fund Cluster 01 RA Fund
Fund Cluster 02 - FAP Fund
Fund Cluster 03 - FAP Fund

| FAR No. 1A_BTr NG OVERSIGHT_BSGC | | | |
|----------------------------------|----------------------------|--|--|
| X | New General Appropriations | | |
| X | Continuing Appropriations | | |
| X | Automatic Appropriations | | |
| X | Unprogrammed Funds | | |

| PARTICULARS | UACS CODE | APPROPRIATIONS | | | | ALLOTMENTS | | | | CURRENT YEAR OBLIGATIONS | | | | |
|---------------------------------|-----------|--------------------------|------------------|------------------------|---------------------|------------------|------------|------------|---------------------------|--------------------------|-------------|-------------|-------------|------------------|
| | | Authorized Appropriation | Adjustments | Adjusted Appropriation | Allotments received | Adjustments | Tra nsf er | Tra nsf er | Adjusted Total Allotments | 1st Quarter | 2nd Quarter | 3rd Quarter | 4th Quarter | TOTAL |
| 1 | 2 | 3 | 4 | 5=3+4 | 6 | 7 | 8 | 9 | 10=6+7-8+9 | CURRENT YEAR OBLIGATIONS | 12 | 13 | 14 | 15=11:14 |
| NFA - National Food Authority | | 3101000000000000 | 7,464,815,000.00 | - | 7,464,815,000.00 | 7,464,815,000.00 | | | 7,464,815,000.00 | 7,464,815,000.00 | | | | 7,464,815,000.00 |
| Total, Unprogrammed Fund - BSGC | | 7,464,815,000.00 | - | 7,464,815,000.00 | 7,464,815,000.00 | - | - | - | 7,464,815,000.00 | 7,464,815,000.00 | - | - | - | 7,464,815,000.00 |

| | | | | | | | | | | | | | | |
|---|--|------------------|----------------|----------------|----------------|----------------|---|---|----------------|---|---|---|--------------|--------------|
| G.2 Unprogrammed Fund | | | | | | | | | | | | | | |
| G.2.a FY 2021 RA 11518, Unprogrammed Fund - 01 1 05 428 | | | | | | | | | | | | | | |
| Support to Foreign-Assisted Projects | | | | | | | | | | | | | | |
| Department of Agriculture | | | | | | | | | | | | | | |
| NDA - National Dairy Authority | | 3101000000000000 | 411,300,000.00 | | 411,300,000.00 | 411,300,000.00 | | | 411,300,000.00 | - | | | 3,061,402.00 | 3,061,402.00 |
| Other Executive Order | | | | | | | | | | | | | | |
| NIA - National Irrigation Administration | | 3101000000000000 | 173,774,000.00 | | 173,774,000.00 | 173,774,000.00 | | | 173,774,000.00 | - | | | | - |
| Total, BSGC - Unprogrammed Fund - Support to Foreign-Assisted Proje | | 585,074,000.00 | - | 585,074,000.00 | 585,074,000.00 | - | - | - | 585,074,000.00 | - | - | - | 3,061,402.00 | 3,061,402.00 |

| | | | | | | | | | | | | | | |
|---|--|------------------|----------------|--|----------------|----------------|--|--|----------------|---|----------------|--|--|----------------|
| G.3 Unprogrammed Fund | | | | | | | | | | | | | | |
| G.3.a FY 2020 RA 11465, Continuing Appro. - 01 1 02 428 | | | | | | | | | | | | | | |
| Support to Foreign-Assisted Projects | | | | | | | | | | | | | | |
| Department of Agriculture | | | | | | | | | | | | | | |
| NDA - National Dairy Authority | | 3101000000000000 | 238,350,500.00 | | 238,350,500.00 | 238,350,500.00 | | | 238,350,500.00 | - | 238,350,500.00 | | | 238,350,500.00 |
| Other Executive Order | | | | | | | | | | | | | | |
| NIA - National Irrigation Administration | | 3101000000000000 | 180,857,000.00 | | 180,857,000.00 | 180,857,000.00 | | | 180,857,000.00 | - | 180,857,000.00 | | | 180,857,000.00 |

CY 2021 STATEMENT OF APPROPRIATIONS, ALLOTMENTS, OBLIGATIONS,
DISBURSEMENTS AND BALANCES BY OBJECT OF EXPENDITURES (SAADBOE)

As of December 31, 2021

Department : Department of Finance
Agency : BUREAU OF THE TREASURY
Operating Unit : BTR NG OVERSIGHT
Organization Code : 11-005-00-00000
Funding Source :
Fund Cluster 01 RA Fund
Fund Cluster 02 - FAP Fund
Fund Cluster 03 - FAP Fund

| | | | |
|----------------------------------|---|----------------------------|--|
| FAR No. 1A_BTR NG OVERSIGHT_BSGC | | | |
| | X | New General Appropriations | |
| | X | Continuing Appropriations | |
| | X | Automatic Appropriations | |
| | X | Unprogrammed Funds | |

| PARTICULARS | UACS CODE | APPROPRIATIONS | | | | ALLOTMENTS | | | | CURRENT YEAR OBLIGATIONS | | | | |
|---|-----------|--------------------------|-------------------|------------------------|---------------------|-------------------|-------------------|-------------------|---------------------------|--------------------------|-------------------|-------------------|-------------------|--------------------|
| | | Authorized Appropriation | Adjustments | Adjusted Appropriation | Allotments received | Adjustments | Transfer to Other | Transfer to Extra | Adjusted Total Allotments | 1st Quarter | 2nd Quarter | 3rd Quarter | 4th Quarter | TOTAL |
| 1 | 2 | 3 | 4 | 5=3+4 | 6 | 7 | 8 | 9 | 10=6+7-8+9 | CURRENT YEAR OBLIGATIONS | 12 | 13 | 14 | 15=11:14 |
| Total, BSGC - Unprogrammed Fund - Support to Foreign-Assisted Proje | | - | 419,207,500.00 | 419,207,500.00 | - | 419,207,500.00 | - | - | 419,207,500.00 | - | 419,207,500.00 | - | - | 419,207,500.00 |
| TOTAL, UNPROGRAMMED FUNDS | | 8,049,889,000.00 | 419,207,500.00 | 8,469,096,500.00 | 8,049,889,000.00 | 419,207,500.00 | - | - | 8,469,096,500.00 | 7,464,815,000.00 | 419,207,500.00 | - | 3,061,402.00 | 7,887,083,902.00 |
| GRAND TOTAL | | 218,306,925,982.00 | 30,319,677,991.00 | 248,626,603,973.00 | 209,759,313,352.00 | 30,319,677,991.00 | - | - | 240,078,991,343.00 | 63,180,182,045.00 | 89,046,644,862.00 | 46,284,928,493.00 | 19,670,877,736.00 | 218,182,633,136.00 |
| BSGC -Capital Outlay | | - | - | - | - | - | - | - | - | - | - | - | - | - |

CY 2021 STATEMENT OF APPROPRIATIONS, ALLOTN
DISBURSEMENTS AND BALANCES BY OBJECT OF E;

As of December 31, 2021

Department : Department of Finance
Agency : BUREAU OF THE TREASURY
Operating Unit : BTr NG OVERSIGHT
Organization Code : 11-005-00-000000
Funding Source :

Fund Cluster 01 RA Fund
Fund Cluster 02 - FAP Fund
Fund Cluster 03 - FAP Fund

FAR No. 1A_BTr NG OVERSIGHT_BSGC

| |
|---|
| X |
| X |
| X |
| X |
| X |

New General Appropriations
Continuing Appropriations
Automatic Appropriations
Unprogrammed Funds
Supplemental Appropriation

| PARTICULARS | UACS CODE | CURRENT YEAR DISBURSEMENTS | | | | | BALANCES | | | |
|-------------|-----------|----------------------------|-------------|-------------|-------------|------------|------------|------------------------|-------------------------------|---------------------------------------|
| | | 1st Quarter | 2nd Quarter | 3rd Quarter | 4th Quarter | TOTAL | Unreleased | Unobligated Allotments | Unpaid Obligations | |
| | | 16 | 17 | 18 | 19 | 20 = 16+19 | | | (15-20) Due and Demandable | (23+24) Not Yet Due and Demandable |
| 1 | 2 | 16 | 17 | 18 | 19 | 20 | 21=5-10 | 22=10-15 | 23 | 24 |

A.1. NEW GENERAL APPROPRIATIONS 01

A.1. BUDGETARY SUPPORT TO GOVERNMENT CORPORATIONS

A. DEPARTMENT OF AGRICULTURE

A.1 National Dairy Authority

| | | | | | | | | | | |
|------------------------------------|--------------------|---------------|---------------|---------------|---------------|----------------|---|---------------|---|---|
| General Administration and Support | 100000000000000000 | 24,088,000.00 | | | | 24,088,000.00 | - | - | - | - |
| Support to Operations | 200000000000000000 | 33,577,000.00 | | | | 33,577,000.00 | - | - | - | - |
| Operations | 300000000000000000 | 1,062,000.00 | 85,491,000.00 | 44,680,000.00 | 68,224,800.00 | 199,457,800.00 | - | 76,785,200.00 | - | - |
| Dairy Industry Development Program | 310100000000000000 | 1,062,000.00 | 85,491,000.00 | 44,680,000.00 | 68,224,800.00 | 199,457,800.00 | - | 76,785,200.00 | - | - |
| Total | | 58,727,000.00 | 85,491,000.00 | 44,680,000.00 | 68,224,800.00 | 257,122,800.00 | - | 76,785,200.00 | - | - |

A.2. National Food Authority

| | | | | | | | | | | |
|------------------------------------|--------------------|---|------------------|---|---|------------------|---|---|---|---|
| General Administration and Support | 100000000000000000 | | | | | - | - | - | - | - |
| Support to Operations | 200000000000000000 | | | | | - | - | - | - | - |
| Operations | 300000000000000000 | - | 7,000,000,000.00 | - | - | 7,000,000,000.00 | - | - | - | - |
| Buffer Stocking Program | 310100000000000000 | | 7,000,000,000.00 | - | - | 7,000,000,000.00 | - | - | - | - |
| Total | | - | 7,000,000,000.00 | - | - | 7,000,000,000.00 | - | - | - | - |

A.3. Philippine Coconut Authority

| | | | | | | | | | | |
|---------------------------------------|--------------------|---------------|---------------|---------------|----------------|----------------|---|----------------|---|---|
| General Administration and Support | 100000000000000000 | 75,185,000.00 | 57,993,000.00 | | | 133,178,000.00 | - | - | - | - |
| Support to Operations | 200000000000000000 | | | | | - | - | - | - | - |
| Operations | 300000000000000000 | - | 17,192,000.00 | 75,185,000.00 | 243,594,389.00 | 335,971,389.00 | - | 787,868,611.00 | - | - |
| Coconut Industry Development Program | 310100000000000000 | | 17,192,000.00 | 75,185,000.00 | 243,594,389.00 | 335,971,389.00 | - | 744,668,611.00 | - | - |
| Oil Palm Industry Development Program | 310200000000000000 | | | | | - | - | 43,200,000.00 | - | - |
| Total | | 75,185,000.00 | 75,185,000.00 | 75,185,000.00 | 243,594,389.00 | 469,149,389.00 | - | 787,868,611.00 | - | - |

CY 2021 STATEMENT OF APPROPRIATIONS, ALLOTMENT DISBURSEMENTS AND BALANCES BY OBJECT OF EXPENDITURE

As of December 31, 2021

Department : Department of Finance
Agency : BUREAU OF THE TREASURY
Operating Unit : BTR NG OVERSIGHT
Organization Code : 11-005-00-00000
Funding Source :

Fund Cluster 01 RA Fund
Fund Cluster 02 - FAP Fund
Fund Cluster 03 - FAP Fund

FAR No. 1A_BTR NG OVERSIGHT_BSGC

| |
|---|
| X |
| X |
| X |
| X |

| |
|----------------------------|
| New General Appropriations |
| Continuing Appropriations |
| Automatic Appropriations |
| Unprogrammed Funds |
| Supplemental Appropriation |

| PARTICULARS | UACS CODE | CURRENT YEAR DISBURSEMENTS | | | | | | BALANCES | | | |
|-------------|-----------|----------------------------|-------------|-------------|-------------|------------|------------|------------|------------------------|-------------------------------|---------------------------------------|
| | | 1st Quarter | 2nd Quarter | 3rd Quarter | 4th Quarter | TOTAL | 20 = 16-19 | Unreleased | Unobligated Allotments | Unpaid Obligations | |
| | | | | | | | | | | (15-20) Due and Demandable | (23+24) Not Yet Due and Demandable |
| 1 | 2 | 16 | 17 | 18 | 19 | 20 = 16-19 | 21=5-10 | 22=10-15 | | 23 | 24 |

A.4. Philippine Crop Insurance Corporation

| | | | | | | | | | | | |
|------------------------------------|------------------|---|----------------|------------------|----------------|------------------|---|---|---|---|---|
| General Administration and Support | 1000000000000000 | - | - | - | - | - | - | - | - | - | - |
| Support to Operations | 2000000000000000 | - | - | - | - | - | - | - | - | - | - |
| Operations | 3000000000000000 | - | 638,743,884.00 | 2,242,851,574.00 | 618,404,542.00 | 3,500,000,000.00 | - | - | - | - | - |
| Crop Insurance Program | 3101000000000000 | - | 638,743,884.00 | 2,242,851,574.00 | 618,404,542.00 | 3,500,000,000.00 | - | - | - | - | - |
| Total | | - | 638,743,884.00 | 2,242,851,574.00 | 618,404,542.00 | 3,500,000,000.00 | - | - | - | - | - |

A.5. Philippine Fisheries Development Authority

| | | | | | | | | | | | |
|--|------------------|---|----------------|---------------|------------------|------------------|---|---|------------------|---|---|
| General Administration and Support | 1000000000000000 | - | - | - | - | - | - | - | - | - | - |
| Support to Operations | 2000000000000000 | - | - | - | - | - | - | - | - | - | - |
| Operations | 3000000000000000 | - | 203,094,081.00 | 27,344,500.00 | 1,102,593,562.00 | 1,333,032,143.00 | - | - | 3,835,942,857.00 | - | - |
| Fisheries Infrastructure Development Program | 3101000000000000 | - | 203,094,081.00 | 27,344,500.00 | 1,102,593,562.00 | 1,333,032,143.00 | - | - | 3,835,942,857.00 | - | - |
| Total | | - | 203,094,081.00 | 27,344,500.00 | 1,102,593,562.00 | 1,333,032,143.00 | - | - | 3,835,942,857.00 | - | - |

A.6. Philippine Rice Research Institute

| | | | | | | | | | | | |
|------------------------------------|------------------|----------------|----------------|---------------|----------------|----------------|---|---|---|---|---|
| General Administration and Support | 1000000000000000 | 155,449,000.00 | 140,532,000.00 | - | - | 295,981,000.00 | - | - | - | - | - |
| Support to Operations | 2000000000000000 | - | - | - | - | - | - | - | - | - | - |
| Operations | 3000000000000000 | - | 124,878,000.00 | 92,738,000.00 | 108,199,000.00 | 325,815,000.00 | - | - | - | - | - |
| Research and Development Program | 3101000000000000 | - | 124,878,000.00 | 92,738,000.00 | 108,199,000.00 | 325,815,000.00 | - | - | - | - | - |
| Total | | 155,449,000.00 | 265,410,000.00 | 92,738,000.00 | 108,199,000.00 | 621,796,000.00 | - | - | - | - | - |

A.7. Sugar Regulatory Administration

| | | | | | | | | | | | |
|------------------------------------|------------------|---|---|---|---|---|---|---|---|---|---|
| General Administration and Support | 1000000000000000 | - | - | - | - | - | - | - | - | - | - |
| Support to Operations | 2000000000000000 | - | - | - | - | - | - | - | - | - | - |

CY 2021 STATEMENT OF APPROPRIATIONS, ALLOTTED DISBURSEMENTS AND BALANCES BY OBJECT OF EXPENDITURE

As of December 31, 2021

Department : Department of Finance
Agency : BUREAU OF THE TREASURY
Operating Unit : BTR NG OVERSIGHT
Organization Code : 11-005-00-00000
Funding Source :

Fund Cluster 01 RA Fund
Fund Cluster 02 - FAP Fund
Fund Cluster 03 - FAP Fund

FAR No. 1A_BTR NG OVERSIGHT_BSGC

| |
|---|
| X |
| X |
| X |
| X |

| |
|----------------------------|
| New General Appropriations |
| Continuing Appropriations |
| Automatic Appropriations |
| Unprogrammed Funds |
| Supplemental Appropriation |

| PARTICULARS | UACS CODE | CURRENT YEAR DISBURSEMENTS | | | | | | BALANCES | | | |
|--|------------------|----------------------------|------------------|------------------|------------------|-------------------|---|----------------|------------------|-------------------------------|---------------------------------------|
| | | 1st Quarter | 2nd Quarter | 3rd Quarter | 4th Quarter | TOTAL | | Unreleased | | Unpaid Obligations | |
| | | 16 | 17 | 18 | 19 | 20 = 16+19 | | 21=5-10 | 22=10-15 | (15-20) Due and Demandable | (23+24) Not Yet Due and Demandable |
| Operations | 3000000000000000 | - | - | - | - | - | - | 712,260,000.00 | - | - | - |
| Sugarcane Industry Development Program | 3101000000000000 | - | - | - | - | - | - | 712,260,000.00 | - | - | - |
| Total | | - | - | - | - | - | - | 712,260,000.00 | - | - | - |
| Total, Department of Agriculture | | 289,361,000.00 | 8,267,923,965.00 | 2,482,799,074.00 | 2,141,016,293.00 | 13,181,100,332.00 | | 712,260,000.00 | 4,700,596,668.00 | - | - |

B. DEPARTMENT OF ENERGY

| | | | | | | | | | | | |
|--|------------------|---|---|---|---|---|---|------------------|---|---|---|
| B.1. National Electrification Administration | | | | | | | | | | | |
| General Administration and Support | 1000000000000000 | - | - | - | - | - | - | - | - | - | - |
| Support to Operations | 2000000000000000 | - | - | - | - | - | - | - | - | - | - |
| Operations | 3000000000000000 | - | - | - | - | - | - | 2,497,500,000.00 | - | - | - |
| National Rural Electrification Program | 3101000000000000 | - | - | - | - | - | - | 2,497,500,000.00 | - | - | - |
| Total | | - | - | - | - | - | - | 2,497,500,000.00 | - | - | - |
| B.2. National Power Corporation | | | | | | | | | | | |
| General Administration and Support | 1000000000000000 | - | - | - | - | - | - | - | - | - | - |
| Support to Operations | 2000000000000000 | - | - | - | - | - | - | - | - | - | - |
| Operations | 3000000000000000 | - | - | - | - | - | - | 1,036,206,000.00 | - | - | - |
| Missionary Electrification Program | 3101000000000000 | - | - | - | - | - | - | 1,036,206,000.00 | - | - | - |
| Total | | - | - | - | - | - | - | 1,036,206,000.00 | - | - | - |
| Total, Department of Energy | | - | - | - | - | - | - | 3,533,706,000.00 | - | - | - |

C. DEPARTMENT OF NATIONAL DEFENSE

| | | | | | | | | | | | |
|---|------------------|---|---|---|---|---|---|---|---|---|---|
| C.1. Philippine Aerospace Development Corporation | 1000000000000000 | - | - | - | - | - | - | - | - | - | - |
| General Administration and Support | | - | - | - | - | - | - | - | - | - | - |
| Support to Operations | 2000000000000000 | - | - | - | - | - | - | - | - | - | - |

CY 2021 STATEMENT OF APPROPRIATIONS, ALLOTM
DISBURSEMENTS AND BALANCES BY OBJECT OF EXPENDITURE

As of December 31, 2021

Department : Department of Finance
Agency : BUREAU OF THE TREASURY
Operating Unit : BTR NG OVERSIGHT
Organization Code : 11-005-00-00000
Funding Source :

Fund Cluster 01 RA Fund
Fund Cluster 02 - FAP Fund
Fund Cluster 03 - FAP Fund

FAR No. 1A_BTtr NG OVERSIGHT_BSGC

| | |
|---|----------------------------|
| X | New General Appropriations |
| X | Continuing Appropriations |
| X | Automatic Appropriations |
| X | Unprogrammed Funds |
| | Supplemental Appropriation |

| PARTICULARS | UACS CODE | CURRENT YEAR DISBURSEMENTS | | | | | BALANCES | | | |
|---|--------------------|----------------------------|-------------|-------------|-------------|------------|---------------|------------------------|-------------------------------|---------------------------------------|
| | | 1st Quarter | 2nd Quarter | 3rd Quarter | 4th Quarter | TOTAL | Unreleased | Unobligated Allotments | Unpaid Obligations | |
| | | 16 | 17 | 18 | 19 | 20 = 16+19 | | | (15-20) Due and Demandable | (23+24) Not Yet Due and Demandable |
| Operations | 300000000000000000 | - | - | - | - | - | 20,000,000.00 | - | - | - |
| Procurement, Maintenance, Repair and Overhaul of Aircraft Program | 310100000000000000 | - | - | - | - | - | 20,000,000.00 | - | - | - |
| Total | | - | - | - | - | - | 20,000,000.00 | - | - | - |
| Total, Department of National Defense | | - | - | - | - | - | 20,000,000.00 | - | - | - |

D. DEPARTMENT OF FINANCE

| | | | | | | | | | | |
|---|--------------------|---------------|---------------|---------------|----------------|----------------|---|---|---|---|
| D.1. Land Bank of the Philippines | | | | | | | | | | |
| General Administration and Support | 100000000000000000 | - | - | - | - | - | - | - | - | - |
| Support to Operations | 200000000000000000 | - | - | - | - | - | - | - | - | - |
| Operations | 300000000000000000 | - | - | - | 6,784,000.00 | 6,784,000.00 | - | - | - | - |
| Land Tenure Security Program | 310400000000000000 | - | - | - | 6,784,000.00 | 6,784,000.00 | - | - | - | - |
| Total | | - | - | - | 6,784,000.00 | 6,784,000.00 | - | - | - | - |
| D.1. Philippine Tax Academy | | | | | | | | | | |
| General Administration and Support | 100000000000000000 | - | - | - | - | - | - | - | - | - |
| Support to Operations | 200000000000000000 | - | - | - | - | - | - | - | - | - |
| Operations | 300000000000000000 | 28,035,000.00 | 28,035,000.00 | 28,035,000.00 | 28,035,000.00 | 112,140,000.00 | - | - | - | - |
| Specialized Tax Training and Education Management Program | 310100000000000000 | 28,035,000.00 | 28,035,000.00 | 28,035,000.00 | 28,035,000.00 | 112,140,000.00 | - | - | - | - |
| Total | | 28,035,000.00 | 28,035,000.00 | 28,035,000.00 | 28,035,000.00 | 112,140,000.00 | - | - | - | - |
| D.2. Philippine Guarantee Corporation | | | | | | | | | | |
| General Administration and Support | 100000000000000000 | - | - | - | - | - | - | - | - | - |
| Support to Operations | 200000000000000000 | - | - | - | - | - | - | - | - | - |
| Operations | 300000000000000000 | - | - | - | 250,000,000.00 | 250,000,000.00 | - | - | - | - |

CY 2021 STATEMENT OF APPROPRIATIONS, ALLOTM
DISBURSEMENTS AND BALANCES BY OBJECT OF E

As of December 31, 2021

Department : Department of Finance
Agency : BUREAU OF THE TREASURY
Operating Unit : BTr NG OVERSIGHT
Organization Code : 11-005-00-000000
Funding Source :

Fund Cluster 01 RA Fund
Fund Cluster 02 - FAP Fund
Fund Cluster 03 - FAP Fund

FAR No. 1A_BTr NG OVERSIGHT_BSGC

| |
|---|
| X |
| X |
| X |
| X |
| X |

New General Appropriations
Continuing Appropriations
Automatic Appropriations
Unprogrammed Funds
Supplemental Appropriation

| PARTICULARS | UACS CODE | CURRENT YEAR DISBURSEMENTS | | | | | BALANCES | | | |
|------------------------------|-----------|----------------------------|-------------|-------------|-------------|------------|------------|------------------------|-------------------------------|---------------------------------------|
| | | 1st Quarter | 2nd Quarter | 3rd Quarter | 4th Quarter | TOTAL | Unreleased | Unobligated Allotments | Unpaid Obligations | |
| | | 16 | 17 | 18 | 19 | 20 = 16+19 | | | (15-20) Due and Demandable | (23+24) Not Yet Due and Demandable |
| 1 | 2 | | | | | | 21=5-10 | 22=10-15 | 23 | 24 |
| Guarantee Program | | 3101000000000000 | | | | | - | - | - | - |
| Total | | - | | | | | - | - | - | - |
| Total, Department of Finance | | 28,035,000.00 | | | | | - | - | - | - |

E. DEPARTMENT OF HEALTH

E.1. Lung Center of the Philippines

| | | | | | | | | | | |
|------------------------------------|------------------|----------------|----------------|----------------|----------------|----------------|---|---|---|---|
| General Administration and Support | 1000000000000000 | - | - | - | - | - | - | - | - | - |
| Support to Operations | 2000000000000000 | - | - | - | - | - | - | - | - | - |
| Operations | 3000000000000000 | 126,249,000.00 | 176,250,000.00 | 101,250,000.00 | 101,248,000.00 | 504,997,000.00 | - | - | - | - |
| Hospital Services Program | 3101000000000000 | 126,249,000.00 | 176,250,000.00 | 101,250,000.00 | 101,248,000.00 | 504,997,000.00 | - | - | - | - |
| Total | | 126,249,000.00 | 176,250,000.00 | 101,250,000.00 | 101,248,000.00 | 504,997,000.00 | - | - | - | - |

E.2. National Kidney and Transplant Institute

| | | | | | | | | | | |
|------------------------------------|------------------|----------------|----------------|----------------|----------------|------------------|---|---|---|---|
| General Administration and Support | 1000000000000000 | - | - | - | - | - | - | - | - | - |
| Support to Operations | 2000000000000000 | - | - | - | - | - | - | - | - | - |
| Operations | 3000000000000000 | 320,111,000.00 | 320,111,000.00 | 320,110,000.00 | 320,110,000.00 | 1,280,442,000.00 | - | - | - | - |
| Hospital Services Program | 3101000000000000 | 320,111,000.00 | 320,111,000.00 | 320,110,000.00 | 320,110,000.00 | 1,280,442,000.00 | - | - | - | - |
| Total | | 320,111,000.00 | 320,111,000.00 | 320,110,000.00 | 320,110,000.00 | 1,280,442,000.00 | - | - | - | - |

E.3. Philippine Children's Medical Center

| | | | | | | | | | | |
|---|------------------|----------------|----------------|----------------|----------------|------------------|---|----------------|---|---|
| General Administration and Support | 1000000000000000 | - | - | - | - | - | - | - | - | - |
| Support to Operations | 2000000000000000 | - | - | - | - | - | - | - | - | - |
| Operations | 3000000000000000 | 299,719,000.00 | 377,969,000.00 | 260,594,000.00 | 395,029,093.00 | 1,333,311,093.00 | - | 600,373,907.00 | - | - |
| Hospital Services Program | 3101000000000000 | 299,719,000.00 | 377,969,000.00 | 260,594,000.00 | 265,985,093.00 | 1,204,267,093.00 | - | 600,373,907.00 | - | - |
| Training and Research Development Program | 3102000000000000 | | | | 129,044,000.00 | 129,044,000.00 | - | - | - | - |

CY 2021 STATEMENT OF APPROPRIATIONS, ALLOTM
DISBURSEMENTS AND BALANCES BY OBJECT OF E

As of December 31, 2021

Department : Department of Finance
Agency : BUREAU OF THE TREASURY
Operating Unit : BTr NG OVERSIGHT
Organization Code : 11-005-00-00000
Funding Source :

Fund Cluster 01 RA Fund
Fund Cluster 02 - FAP Fund
Fund Cluster 03 - FAP Fund

FAR No. 1A_BTr NG OVERSIGHT_BSGC

| |
|---|
| X |
| X |
| X |
| X |
| X |

New General Appropriations
Continuing Appropriations
Automatic Appropriations
Unprogrammed Funds
Supplemental Appropriation

| PARTICULARS | UACS CODE | CURRENT YEAR DISBURSEMENTS | | | | | BALANCES | | | |
|--|------------------|----------------------------|-------------------|-------------------|------------------|-------------------|----------------|------------------------|-------------------------------|---------------------------------------|
| | | 1st Quarter | 2nd Quarter | 3rd Quarter | 4th Quarter | TOTAL | Unreleased | Unobligated Allotments | Unpaid Obligations | |
| | | 16 | 17 | 18 | 19 | 20 = 16:19 | | | (15-20) Due and Demandable | (23+24) Not Yet Due and Demandable |
| 1 | 2 | 16 | 17 | 18 | 19 | 20 = 16:19 | 21=5-10 | 22=10-15 | 23 | 24 |
| Total | | 299,719,000.00 | 377,969,000.00 | 260,594,000.00 | 395,029,093.00 | 1,333,311,093.00 | - | 600,373,907.00 | - | - |
| E.4. Philippine Health Insurance Corporation | | | | | | | | | | |
| General Administration and Support | 1000000000000000 | - | - | - | - | - | - | - | - | - |
| Support to Operations | 2000000000000000 | - | - | - | - | - | - | - | - | - |
| Operations | 3000000000000000 | - | 36,501,750,000.00 | 30,600,693,600.00 | 4,136,023,600.00 | 71,238,467,200.00 | 114,892,800.00 | - | - | - |
| National Health Insurance Program | 3101000000000000 | - | 36,501,750,000.00 | 30,600,693,600.00 | 4,136,023,600.00 | 71,238,467,200.00 | 114,892,800.00 | - | - | - |
| Total | | - | 36,501,750,000.00 | 30,600,693,600.00 | 4,136,023,600.00 | 71,238,467,200.00 | 114,892,800.00 | - | - | - |
| E.5. Philippine Heart Center | | | | | | | | | | |
| General Administration and Support | 1000000000000000 | - | - | - | - | - | - | - | - | - |
| Support to Operations | 2000000000000000 | - | - | - | - | - | - | - | - | - |
| Operations | 3000000000000000 | 443,957,000.00 | 456,707,000.00 | 439,707,000.00 | 435,456,000.00 | 1,775,827,000.00 | 20,000,000.00 | - | - | - |
| Hospital Services Program | 3101000000000000 | 443,957,000.00 | 456,707,000.00 | 439,707,000.00 | 435,456,000.00 | 1,775,827,000.00 | 20,000,000.00 | - | - | - |
| Total | | 443,957,000.00 | 456,707,000.00 | 439,707,000.00 | 435,456,000.00 | 1,775,827,000.00 | 20,000,000.00 | - | - | - |
| E.6. Philippine Institute of Traditional and Alternative Health Care | | | | | | | | | | |
| General Administration and Support | 1000000000000000 | 12,042,000.00 | 30,496,000.00 | 29,223,000.00 | 31,898,000.00 | 103,659,000.00 | - | - | - | - |
| Support to Operations | 2000000000000000 | - | - | - | - | - | - | - | - | - |
| Operations | 3000000000000000 | 24,082,000.00 | 7,816,000.00 | 3,158,000.00 | 5,778,000.00 | 40,834,000.00 | - | - | - | - |
| Traditional and Complementary Medicine Development and Promotion Program | 3101000000000000 | 24,082,000.00 | 7,816,000.00 | 3,158,000.00 | 5,778,000.00 | 40,834,000.00 | - | - | - | - |
| Total | | 36,124,000.00 | 38,312,000.00 | 32,381,000.00 | 37,676,000.00 | 144,433,000.00 | - | - | - | - |
| Total, Department of Health | | 1,226,160,000.00 | 37,871,099,000.00 | 31,754,735,600.00 | 5,425,542,693.00 | 76,277,537,293.00 | 134,892,800.00 | 600,373,907.00 | - | - |

CY 2021 STATEMENT OF APPROPRIATIONS, ALLOT
DISBURSEMENTS AND BALANCES BY OBJECT OF E

As of December 31, 2021

Department : Department of Finance
Agency : BUREAU OF THE TREASURY
Operating Unit : BTr NG OVERSIGHT
Organization Code : 11-005-00-00000
Funding Source :

Fund Cluster 01 RA Fund
Fund Cluster 02 - FAP Fund
Fund Cluster 03 - FAP Fund

FAR No. 1A_BTr NG OVERSIGHT_BSGC

| | |
|---|----------------------------|
| X | New General Appropriations |
| X | Continuing Appropriations |
| X | Automatic Appropriations |
| X | Unprogrammed Funds |
| | Supplemental Appropriation |

| PARTICULARS | UACS CODE | CURRENT YEAR DISBURSEMENTS | | | | | BALANCES | | | |
|-------------|-----------|----------------------------|-------------|-------------|-------------|------------|------------|------------------------|-------------------------------|---------------------------------------|
| | | 1st Quarter | 2nd Quarter | 3rd Quarter | 4th Quarter | TOTAL | Unreleased | Unobligated Allotments | Unpaid Obligations | |
| | | 16 | 17 | 18 | 19 | 20 = 16:19 | | | (15-20) Due and Demandable | (23+24) Not Yet Due and Demandable |
| 1 | 2 | | | | | | 21=5-10 | 22=10-15 | 23 | 24 |

F. Department of Housing Settlements and Urban Development

F.1. National Home Mortgage Finance Corporation

| | | | | | | | | | | |
|---|--------------------|---|---|---|----------------|----------------|---|----------------|---|---|
| General Administration and Support | 100000000000000000 | - | - | - | - | - | - | - | - | - |
| Support to Operations | 2000000000000000 | - | - | - | - | - | - | - | - | - |
| Operations | 3000000000000000 | - | - | - | 171,657,600.00 | 171,657,600.00 | - | 328,342,400.00 | - | - |
| Socialized Housing Loan Take-Out of Receivables (Shelter) Program | 3101000000000000 | - | - | - | 171,657,600.00 | 171,657,600.00 | - | 328,342,400.00 | - | - |
| Total | | - | - | - | 171,657,600.00 | 171,657,600.00 | - | 328,342,400.00 | - | - |

F.2. National Housing Authority

| | | | | | | | | | | |
|---|--------------------|---|---|---|----------------|----------------|----------------|------------------|---|---|
| General Administration and Support | 100000000000000000 | - | - | - | - | - | - | - | - | - |
| Support to Operations | 2000000000000000 | - | - | - | - | - | - | - | - | - |
| Operations | 3000000000000000 | - | - | - | 522,470,000.00 | 522,470,000.00 | 135,263,200.00 | 2,798,266,800.00 | - | - |
| Comprehensive and Integrated Housing Program | 3101000000000000 | - | - | - | 522,470,000.00 | 522,470,000.00 | 135,263,200.00 | 2,798,266,800.00 | - | - |
| Housing Program for Calamity Victims- Permanent Housing | 3102000000000000 | - | - | - | - | - | - | - | - | - |
| Total | | - | - | - | 522,470,000.00 | 522,470,000.00 | 135,263,200.00 | 2,798,266,800.00 | - | - |

F.3. Social Housing Finance Corporation

| | | | | | | | | | | |
|--|--------------------|---|---|---|----------------|----------------|----------------|------------------|---|---|
| General Administration and Support | 100000000000000000 | - | - | - | - | - | - | - | - | - |
| Support to Operations | 2000000000000000 | - | - | - | - | - | - | - | - | - |
| Operations | 3000000000000000 | - | - | - | - | - | - | 369,203,000.00 | - | - |
| High Density Housing Program | 3101000000000000 | - | - | - | - | - | - | 369,203,000.00 | - | - |
| Community Mortgage Program | | - | - | - | - | - | - | - | - | - |
| Total | | - | - | - | - | - | - | 369,203,000.00 | - | - |
| Total, Department of Housing Settlements and Urban | | - | - | - | 694,127,600.00 | 694,127,600.00 | 135,263,200.00 | 3,495,812,200.00 | - | - |

CY 2021 STATEMENT OF APPROPRIATIONS, ALLOT
DISBURSEMENTS AND BALANCES BY OBJECT OF E

As of December 31, 2021

Department : Department of Finance
Agency : BUREAU OF THE TREASURY
Operating Unit : BTr NG OVERSIGHT
Organization Code : 11-005-00-00000
Funding Source :

Fund Cluster 01 RA Fund
Fund Cluster 02 - FAP Fund
Fund Cluster 03 - FAP Fund

| | |
|---|----------------------------|
| X | New General Appropriations |
| X | Continuing Appropriations |
| X | Automatic Appropriations |
| X | Unprogrammed Funds |
| | Supplemental Appropriation |

FAR No. 1A_BTr NG OVERSIGHT_BSGC

| PARTICULARS | UACS CODE | CURRENT YEAR DISBURSEMENTS | | | | | BALANCES | | | |
|-------------|-----------|----------------------------|-------------|-------------|-------------|------------|------------|------------------------|-------------------------------|---------------------------------------|
| | | 1st Quarter | 2nd Quarter | 3rd Quarter | 4th Quarter | TOTAL | Unreleased | Unobligated Allotments | Unpaid Obligations | |
| | | 16 | 17 | 18 | 19 | 20 = 16+19 | | | (15-20) Due and Demandable | (23+24) Not Yet Due and Demandable |
| 1 | 2 | 16 | 17 | 18 | 19 | 20 = 16+19 | 21=5-10 | 22=10-15 | 23 | 24 |

G. DEPARTMENT OF PUBLIC WORKS AND HIGHWAYS

| | | | | | | | | | | |
|--|-------------------|---|---|---|---|---|---------------|----------------|---|---|
| G.1. Local Water Utilities Administration | | | | | | | | | | |
| General Administration and Support | 10000000000000000 | - | - | - | - | - | - | - | - | - |
| Support to Operations | 2000000000000000 | - | - | - | - | - | - | - | - | - |
| Operations | 3000000000000000 | - | - | - | - | - | 89,140,000.00 | 917,410,000.00 | - | - |
| Water Supply and Sanitation Program | 3101000000000000 | - | - | - | - | - | 89,140,000.00 | 917,410,000.00 | - | - |
| Total | | - | - | - | - | - | 89,140,000.00 | 917,410,000.00 | - | - |
| Total, Department of Public Works and Highways | | - | - | - | - | - | 89,140,000.00 | 917,410,000.00 | - | - |

H. DEPARTMENT OF TOURISM

| | | | | | | | | | | |
|---|------------------|---|---|---|---|---|---|---------------|---|---|
| H.1. Tourism Infrastructure and Enterprise Zone Authority | | | | | | | | | | |
| General Administration and Support | 1000000000000000 | - | - | - | - | - | - | - | - | - |
| Support to Operations | 2000000000000000 | - | - | - | - | - | - | - | - | - |
| Operations | 3000000000000000 | - | - | - | - | - | - | 27,000,000.00 | - | - |
| National Tourism Development Initiative | 3002000000000000 | - | - | - | - | - | - | 27,000,000.00 | - | - |
| Total | | - | - | - | - | - | - | 27,000,000.00 | - | - |
| Total, Department of Tourism | | - | - | - | - | - | - | 27,000,000.00 | - | - |

I. DEPARTMENT OF TRADE AND INDUSTRY

| | | | | | | | | | | |
|--|------------------|---------------|---------------|---------------|---------------|---------------|---|----------------|---|---|
| I.1. Aurora Pacific Economic Zone and Freeport Authority | | | | | | | | | | |
| General Administration and Support | 1000000000000000 | 12,507,000.00 | 12,507,000.00 | 12,507,000.00 | 12,505,000.00 | 50,026,000.00 | - | - | - | - |
| Support to Operations | 2000000000000000 | - | - | - | - | - | - | - | - | - |
| Operations | 3000000000000000 | - | - | - | - | - | - | 118,695,000.00 | - | - |
| * Ecozone Development Program | 3101000000000000 | - | - | - | - | - | - | 118,695,000.00 | - | - |

CY 2021 STATEMENT OF APPROPRIATIONS, ALLOTTM
DISBURSEMENTS AND BALANCES BY OBJECT OF E

As of December 31, 2021

FAR No. 1A_BT-NG OVERSIGHT_BSGC

Department : Department of Finance
Agency : BUREAU OF THE TREASURY
Operating Unit : BTR-NG OVERSIGHT
Organization Code : 11-005-00-00000
Funding Source :
Fund Cluster 01 RA Fund
Fund Cluster 02 - FAP Fund
Fund Cluster 03 - FAP Fund

| |
|---|
| X |
| X |
| X |
| X |

New General Appropriations
Continuing Appropriations
Automatic Appropriations
Unprogrammed Funds
Supplemental Appropriation

| PARTICULARS | UACS CODE | CURRENT YEAR DISBURSEMENTS | | | | | BALANCES | | | |
|--|------------------|----------------------------|----------------|----------------|----------------|------------------|------------|------------------------|-------------------------------|---------------------------------------|
| | | 1st Quarter | 2nd Quarter | 3rd Quarter | 4th Quarter | TOTAL | Unreleased | Unobligated Allotments | Unpaid Obligations | |
| | | 16 | 17 | 18 | 19 | 20 = 16+19 | | | (15-20) Due and Demandable | (23+24) Not Yet Due and Demandable |
| 1 | 2 | | | | | | 21=5-10 | 22=10-15 | 23 | 24 |
| Total | | 12,507,000.00 | 12,507,000.00 | 12,507,000.00 | 12,505,000.00 | 50,026,000.00 | - | 118,695,000.00 | - | - |
| 1.2. Center for International Trade Expositions and Missions | | | | | | | | | | |
| General Administration and Support | 1000000000000000 | 31,249,000.00 | 16,402,000.00 | | | 31,249,000.00 | - | - | - | - |
| Support to Operations | 2000000000000000 | 4,222,000.00 | | | | 20,624,000.00 | - | - | - | - |
| Operations | 3000000000000000 | - | 19,069,000.00 | 35,471,000.00 | 35,472,000.00 | 90,012,000.00 | - | - | - | - |
| Export/Trade Promotion Program | 3101000000000000 | | 19,069,000.00 | 35,471,000.00 | 35,472,000.00 | 90,012,000.00 | - | - | - | - |
| Total | | 35,471,000.00 | 35,471,000.00 | 35,471,000.00 | 35,472,000.00 | 141,885,000.00 | - | - | - | - |
| 1.3. Small Business Corporation | | | | | | | | | | |
| General Administration and Support | 1000000000000000 | | | | | - | - | - | - | - |
| Support to Operations | 2000000000000000 | | | | | - | - | - | - | - |
| Operations | 3000000000000000 | 500,000,000.00 | - | 500,000,000.00 | - | 1,000,000,000.00 | - | - | - | - |
| Pondo para sa Pagbabago at Pag-asenso P. 3101000000000000 | | 500,000,000.00 | | 500,000,000.00 | | 1,000,000,000.00 | - | - | - | - |
| Total | | 500,000,000.00 | - | 500,000,000.00 | - | 1,000,000,000.00 | - | - | - | - |
| Total, Department of Trade and Industry | | 547,978,000.00 | 47,978,000.00 | 547,978,000.00 | 47,977,000.00 | 1,191,911,000.00 | - | 118,695,000.00 | - | - |
| J. DEPARTMENT OF TRANSPORTATION AND COMMUNICATIONS | | | | | | | | | | |
| J.1 Civil Aviation Authority of the Philippines | | | | | | | | | | |
| General Administration and Support | 1000000000000000 | | 902,833,000.00 | 329,681,000.00 | 300,676,000.00 | 1,533,190,000.00 | - | - | - | - |
| Support to Operations | 2000000000000000 | | | | | - | - | - | - | - |
| Operations | 3000000000000000 | - | - | - | - | - | - | - | - | - |
| 3101000000000000 | | | | | | - | - | - | - | - |
| Total | | - | 902,833,000.00 | 329,681,000.00 | 300,676,000.00 | 1,533,190,000.00 | - | - | - | - |

CY 2021 STATEMENT OF APPROPRIATIONS, ALLOT
DISBURSEMENTS AND BALANCES BY OBJECT OF E

As of December 31, 2021

Department : Department of Finance
Agency : BUREAU OF THE TREASURY
Operating Unit : BTr NG OVERSIGHT
Organization Code : 11-005-00-00000
Funding Source :

Fund Cluster 01 RA Fund
Fund Cluster 02 - FAP Fund
Fund Cluster 03 - FAP Fund

FAR No. 1A_BTr NG OVERSIGHT_BSGC

| | |
|--|---|
| | X |
| | X |
| | X |
| | X |

New General Appropriations
Continuing Appropriations
Automatic Appropriations
Unprogrammed Funds
Supplemental Appropriation

| PARTICULARS | UACS CODE | CURRENT YEAR DISBURSEMENTS | | | | | BALANCES | | | |
|-------------|-----------|----------------------------|-------------|-------------|-------------|------------|------------|------------------------|-------------------------------|---------------------------------------|
| | | 1st Quarter | 2nd Quarter | 3rd Quarter | 4th Quarter | TOTAL | Unreleased | Unobligated Allotments | Unpaid Obligations | |
| | | 16 | 17 | 18 | 19 | 20 = 16-19 | | | (15-20) Due and Demandable | (23+24) Not Yet Due and Demandable |
| 1 | 2 | | | | | | 21=5-10 | 22=10-15 | 23 | 24 |

J.2. Light Rail Transit Authority

| | | | | | | | | | | |
|--|------------------|----------------|----------------|----------------|----------------|------------------|---|---|---|---|
| General Administration and Support | 1000000000000000 | 164,279,000.00 | | | | 164,279,000.00 | - | - | - | - |
| Support to Operations | 2000000000000000 | | | | | - | - | - | - | - |
| Operations | 3000000000000000 | 90,259,000.00 | 254,538,000.00 | 254,538,000.00 | 254,538,000.00 | 853,873,000.00 | - | - | - | - |
| Systems and Facilities Improvement, Rehabilitation and Modernization Program | 3101000000000000 | 90,259,000.00 | 254,538,000.00 | 254,538,000.00 | 254,538,000.00 | 853,873,000.00 | - | - | - | - |
| Total | | 254,538,000.00 | 254,538,000.00 | 254,538,000.00 | 254,538,000.00 | 1,018,152,000.00 | - | - | - | - |

J.3. Philippine National Railways

| | | | | | | | | | | |
|--|------------------|----------------|------------------|----------------|----------------|------------------|----------------|------------------|---|---|
| General Administration and Support | 1000000000000000 | 102,750,000.00 | | | | 79,140,097.00 | 181,890,097.00 | 247,409,903.00 | - | - |
| Support to Operations | 2000000000000000 | | | | | - | - | - | - | - |
| Operations | 3000000000000000 | - | - | - | - | - | - | 803,700,000.00 | - | - |
| Railway System Maintenance Program | 3101000000000000 | | | | | - | - | - | - | - |
| Total | | 102,750,000.00 | - | - | - | 79,140,097.00 | 181,890,097.00 | 1,051,109,903.00 | - | - |
| Total, Department of Trans. and Communications | | 357,288,000.00 | 1,157,371,000.00 | 584,219,000.00 | 634,354,097.00 | 2,733,232,097.00 | - | 1,051,109,903.00 | - | - |

K. NATIONAL ECONOMIC AND DEVELOPMENT

K.1. Philippine Institute for Development Studies

| | | | | | | | | | | |
|--|------------------|---------------|---------------|---------------|---------------|----------------|---|---|---|---|
| General Administration and Support | 1000000000000000 | 47,326,000.00 | 36,674,000.00 | | | 84,000,000.00 | - | - | - | - |
| Support to Operations | 2000000000000000 | | | | | 19,257,000.00 | - | - | - | - |
| Operations | 3000000000000000 | - | 10,652,000.00 | 8,605,000.00 | 38,721,000.00 | 36,675,000.00 | - | - | - | - |
| Socio-Economic Policy Research Program | 3101000000000000 | | 10,652,000.00 | 38,721,000.00 | 36,675,000.00 | 86,048,000.00 | - | - | - | - |
| Total | | 47,326,000.00 | 47,326,000.00 | 47,326,000.00 | 47,327,000.00 | 189,305,000.00 | - | - | - | - |
| Total, National Economic and Development | | 47,326,000.00 | 47,326,000.00 | 47,326,000.00 | 47,327,000.00 | 189,305,000.00 | - | - | - | - |

CY 2021 STATEMENT OF APPROPRIATIONS, ALLOT
DISBURSEMENTS AND BALANCES BY OBJECT OF E

As of December 31, 2021

Department : Department of Finance
Agency : BUREAU OF THE TREASURY
Operating Unit : BTr NG OVERSIGHT
Organization Code : 11-005-00-00000
Funding Source :

Fund Cluster 01 RA Fund
Fund Cluster 02 - FAP Fund
Fund Cluster 03 - FAP Fund

FAR No. 1A_BTr NG OVERSIGHT_BSGC

| | |
|--|---|
| | X |
| | X |
| | X |
| | X |

New General Appropriations
Continuing Appropriations
Automatic Appropriations
Unprogrammed Funds
Supplemental Appropriation

| PARTICULARS | UACS CODE | CURRENT YEAR DISBURSEMENTS | | | | | BALANCES | | | |
|-------------|-----------|----------------------------|-------------|-------------|-------------|------------|------------|------------------------|-------------------------------|---------------------------------------|
| | | 1st Quarter | 2nd Quarter | 3rd Quarter | 4th Quarter | TOTAL | Unreleased | Unobligated Allotments | Unpaid Obligations | |
| | | 16 | 17 | 18 | 19 | 20 = 16+19 | | | (15-20) Due and Demandable | (23+24) Not Yet Due and Demandable |
| 1 | 2 | | | | | | 21=5-10 | 22=10-15 | 23 | 24 |

L. PRESIDENTIAL COMMUNICATIONS OPERATIONS OFFICE

L.1. Intercontinental Broadcasting Corporation

| | | | | | | | | | | |
|------------------------------------|------------------|---------------|---------------|---------------|---------------|----------------|---|---|---|---|
| General Administration and Support | 1000000000000000 | 32,497,250.00 | 60,648,000.00 | 18,423,000.00 | 18,420,750.00 | 129,989,000.00 | - | - | - | - |
| Support to Operations | 2000000000000000 | | | | | - | - | - | - | - |
| Operations | 3000000000000000 | - | - | - | - | - | - | - | - | - |
| * | 3101000000000000 | | | | | - | - | - | - | - |
| Total | | 32,497,250.00 | 60,648,000.00 | 18,423,000.00 | 18,420,750.00 | 129,989,000.00 | - | - | - | - |

L.2. People's Television Network, Inc.

| | | | | | | | | | | |
|---|------------------|---------------|---------------|---------------|---------------|----------------|---|---|---|---|
| General Administration and Support | 1000000000000000 | 26,236,000.00 | 26,264,000.00 | 26,250,000.00 | 26,194,000.00 | 104,944,000.00 | - | - | - | - |
| Support to Operations | 2000000000000000 | | | | | - | - | - | - | - |
| Operations | 3000000000000000 | - | - | - | - | - | - | - | - | - |
| * PTV Modernization Program | 3101000000000000 | | | | | - | - | - | - | - |
| Total | | 26,236,000.00 | 26,264,000.00 | 26,250,000.00 | 26,194,000.00 | 104,944,000.00 | - | - | - | - |
| Total, Presidential Comm. Operations Office | | 58,733,250.00 | 86,912,000.00 | 44,673,000.00 | 44,614,750.00 | 234,933,000.00 | - | - | - | - |

M. OTHER EXECUTIVE OFFICES

M.1. Authority of the Freeport Area of Bataan

| | | | | | | | | | | |
|------------------------------------|------------------|---|---------------|--------------|---------------|---------------|---|----------------|---|---|
| General Administration and Support | 1000000000000000 | | | | | - | - | - | - | - |
| Support to Operations | 2000000000000000 | | | | | - | - | - | - | - |
| Operations | 3000000000000000 | - | 21,253,091.00 | 5,316,662.00 | 70,863,698.00 | 97,433,451.00 | - | 140,456,549.00 | - | - |
| * Ecozone Development Program | 3101000000000000 | | 21,253,091.00 | 5,316,662.00 | 70,863,698.00 | 97,433,451.00 | - | 140,456,549.00 | - | - |
| Total | | - | 21,253,091.00 | 5,316,662.00 | 70,863,698.00 | 97,433,451.00 | - | 140,456,549.00 | - | - |

M.2. Bases Conversion Development Authority

CY 2021 STATEMENT OF APPROPRIATIONS, ALLOTMENT DISBURSEMENTS AND BALANCES BY OBJECT OF EXPENDITURE

As of December 31, 2021

Department : Department of Finance
Agency : BUREAU OF THE TREASURY
Operating Unit : BTR NG OVERSIGHT
Organization Code : 11-005-00-00000
Funding Source :

Fund Cluster 01 RA Fund
Fund Cluster 02 - FAP Fund
Fund Cluster 03 - FAP Fund

FAR No. 1A_BTR NG OVERSIGHT_BSGC

| | |
|--|---|
| | X |
| | X |
| | X |
| | X |

New General Appropriations
Continuing Appropriations
Automatic Appropriations
Unprogrammed Funds
Supplemental Appropriation

| PARTICULARS | UACS CODE | CURRENT YEAR DISBURSEMENTS | | | | | BALANCES | | | |
|---|------------------|----------------------------|---------------|---------------|---------------|----------------|---------------|------------------------|-------------------------------|---------------------------------------|
| | | 1st Quarter | 2nd Quarter | 3rd Quarter | 4th Quarter | TOTAL | Unreleased | Unobligated Allotments | Unpaid Obligations | |
| | | 16 | 17 | 18 | 19 | 20 = 16+19 | | | (15-20) Due and Demandable | (23+24) Not Yet Due and Demandable |
| 1 | 2 | | | | | | 21=5-10 | 22=10-15 | 23 | 24 |
| General Administration and Support | 1000000000000000 | | | | | - | - | - | - | - |
| Support to Operations | 2000000000000000 | 14,357,254.00 | | | 42,607,201.00 | 56,964,455.00 | 29,282,545.00 | - | - | - |
| Operations | 3000000000000000 | - | - | 83,671,068.00 | - | 83,671,068.00 | - | 2,439,912,932.00 | - | - |
| Infrastructure Development Program | 3101000000000000 | | | 83,671,068.00 | | 83,671,068.00 | - | 2,439,912,932.00 | - | - |
| Total | | 14,357,254.00 | - | 83,671,068.00 | 42,607,201.00 | 140,635,523.00 | 29,282,545.00 | 2,439,912,932.00 | - | - |
| M.3. Cagayan Economic Zone Authority | | | | | | | | | | |
| General Administration and Support | 1000000000000000 | | | | | - | - | - | - | - |
| Support to Operations | 2000000000000000 | | | | | - | - | - | - | - |
| Operations | 3000000000000000 | - | - | 34,281,646.00 | - | 34,281,646.00 | - | 194,562,354.00 | - | - |
| * Ecozone Development Program | 3101000000000000 | | | 34,281,646.00 | | 34,281,646.00 | - | 194,562,354.00 | - | - |
| Total | | - | - | 34,281,646.00 | - | 34,281,646.00 | - | 194,562,354.00 | - | - |
| M.4. Credit Information Corporation | | | | | | | | | | |
| General Administration and Support | 1000000000000000 | 19,198,000.00 | 19,802,000.00 | 14,403,000.00 | 23,387,000.00 | 76,790,000.00 | - | - | - | - |
| Support to Operations | 2000000000000000 | | | | | - | - | - | - | - |
| Operations | 3000000000000000 | - | - | - | - | - | - | - | - | - |
| Total | 3101000000000000 | 19,198,000.00 | 19,802,000.00 | 14,403,000.00 | 23,387,000.00 | 76,790,000.00 | - | - | - | - |
| M.5. Cultural Center of the Philippines | | | | | | | | | | |
| General Administration and Support | 1000000000000000 | 99,950,000.00 | 83,452,000.00 | | | 183,402,000.00 | - | - | - | - |
| Support to Operations | 2000000000000000 | | | | | - | - | - | - | - |
| Operations | 3000000000000000 | - | 16,498,000.00 | 99,950,000.00 | 99,948,000.00 | 216,396,000.00 | - | - | - | - |

CY 2021 STATEMENT OF APPROPRIATIONS, ALLOTMENT DISBURSEMENTS AND BALANCES BY OBJECT OF EXPENDITURE

As of December 31, 2021

Department : Department of Finance
Agency : BUREAU OF THE TREASURY
Operating Unit : BTR NG OVERSIGHT
Organization Code : 11-005-00-00000
Funding Source :

Fund Cluster 01 RA Fund
Fund Cluster 02 - FAP Fund
Fund Cluster 03 - FAP Fund

FAR No. 1A_BTR NG OVERSIGHT_BSGC

| | |
|--|---|
| | X |
| | X |
| | X |
| | X |

New General Appropriations
Continuing Appropriations
Automatic Appropriations
Unprogrammed Funds
Supplemental Appropriation

| PARTICULARS | UACS CODE | CURRENT YEAR DISBURSEMENTS | | | | | BALANCES | | | |
|---|------------------|----------------------------|------------------|------------------|------------------|-------------------|------------|------------------------|-------------------------------|---------------------------------------|
| | | 1st Quarter | 2nd Quarter | 3rd Quarter | 4th Quarter | TOTAL | Unreleased | Unobligated Allotments | Unpaid Obligations | |
| | | 16 | 17 | 18 | 19 | 20 = 16+17+18+19 | | | (15-20) Due and Demandable | (23+24) Not Yet Due and Demandable |
| 1 | 2 | | | | | | 21=5-10 | 22=10-15 | 23 | 24 |
| Philippine Arts and Culture Promotion and Development Program | 3101000000000000 | | 16,498,000.00 | 99,950,000.00 | 99,948,000.00 | 216,396,000.00 | - | - | - | - |
| Total | | 99,950,000.00 | 99,950,000.00 | 99,950,000.00 | 99,948,000.00 | 399,798,000.00 | - | - | - | - |
| M.6. Development Academy of the Philippines | | | | | | | | | | |
| General Administration and Support | 1000000000000000 | | | | | - | - | - | - | - |
| Support to Operations | 2000000000000000 | | | | | - | - | - | - | - |
| Operations | 3000000000000000 | | | 162,185,132.00 | 132,955,450.00 | 295,140,582.00 | - | 188,573,418.00 | - | - |
| Education and Training Program | 3101000000000000 | | | 162,185,132.00 | 112,195,209.00 | 274,380,341.00 | - | 8,908,659.00 | - | - |
| Research and Technical Assistance on Public Sector Productivity Program | 3102000000000000 | | | | 20,760,241.00 | 20,760,241.00 | - | 179,664,759.00 | - | - |
| Total | | - | - | 162,185,132.00 | 132,955,450.00 | 295,140,582.00 | - | 188,573,418.00 | - | - |
| M.7. National Irrigation Administration | | | | | | | | | | |
| General Administration and Support | 1000000000000000 | 7,109,492,000.00 | 4,079,407,000.00 | | | 11,188,899,000.00 | - | - | - | - |
| Support to Operations | 2000000000000000 | | 1,043,239,000.00 | | | 1,043,239,000.00 | - | - | - | - |
| Operations | 3000000000000000 | 381,227,000.00 | 3,926,881,000.00 | 7,286,880,000.00 | 6,135,750,000.00 | 17,730,738,000.00 | - | 1,695,963,000.00 | - | - |
| Irrigation System Restoration Program | 3101000000000000 | | 3,404,941,000.00 | 3,048,004,000.00 | | 6,452,945,000.00 | - | - | - | - |
| Irrigation Systems Development Program | 3102000000000000 | 381,227,000.00 | 521,940,000.00 | 4,238,876,000.00 | 6,135,750,000.00 | 11,277,793,000.00 | - | 1,695,963,000.00 | - | - |
| Total | | 7,490,719,000.00 | 9,049,527,000.00 | 7,286,880,000.00 | 6,135,750,000.00 | 29,962,876,000.00 | - | 1,695,963,000.00 | - | - |
| M.8. Philippine Center for Economic Development | | | | | | | | | | |
| General Administration and Support | 1000000000000000 | 14,342,000.00 | 8,136,000.00 | | | 22,478,000.00 | - | - | - | - |
| Support to Operations | 2000000000000000 | | | | | - | - | - | - | - |
| Operations | 3000000000000000 | - | 6,205,000.00 | 14,341,000.00 | 14,342,000.00 | 34,888,000.00 | - | - | - | - |
| Teaching and Research Program | 3101000000000000 | | 6,205,000.00 | 14,341,000.00 | 14,342,000.00 | 34,888,000.00 | - | - | - | - |

CY 2021 STATEMENT OF APPROPRIATIONS, ALLOTN
DISBURSEMENTS AND BALANCES BY OBJECT OF E

As of December 31, 2021

Department : Department of Finance
Agency : BUREAU OF THE TREASURY
Operating Unit : BTr NG OVERSIGHT
Organization Code : 11-005-00-00000
Funding Source :

Fund Cluster 01 RA Fund
Fund Cluster 02 - FAP Fund
Fund Cluster 03 - FAP Fund

FAR No. 1A_BTr NG OVERSIGHT_BSGC

| | |
|--|---|
| | X |
| | X |
| | X |
| | X |

New General Appropriations
Continuing Appropriations
Automatic Appropriations
Unprogrammed Funds
Supplemental Appropriation

| PARTICULARS | UACS CODE | CURRENT YEAR DISBURSEMENTS | | | | | BALANCES | | | |
|-------------|-----------|----------------------------|---------------|---------------|---------------|---------------|------------|------------------------|-------------------------------|---------------------------------------|
| | | 1st Quarter | 2nd Quarter | 3rd Quarter | 4th Quarter | TOTAL | Unreleased | Unobligated Allotments | Unpaid Obligations | |
| | | 16 | 17 | 18 | 19 | 20 = 16+19 | | | (15-20) Due and Demandable | (23+24) Not Yet Due and Demandable |
| 1 | 2 | | | | | | 21=5-10 | 22=10-15 | 23 | 24 |
| Total | | 14,342,000.00 | 14,341,000.00 | 14,341,000.00 | 14,342,000.00 | 57,366,000.00 | - | - | - | - |

M.9. Philippine Postal Corporation

| | | | | | | | | | | |
|------------------------------------|----------------------|----------------|----------------|----------------|----------------|----------------|---|---|---|---|
| General Administration and Support | 10000000000000000000 | - | - | - | - | - | - | - | - | - |
| Support to Operations | 20000000000000000000 | - | - | - | - | - | - | - | - | - |
| Operations | 30000000000000000000 | 130,064,000.00 | 140,064,000.00 | 135,064,000.00 | 135,064,000.00 | 540,256,000.00 | - | - | - | - |
| Postal Service Program | 31010000000000000000 | 130,064,000.00 | 140,064,000.00 | 135,064,000.00 | 135,064,000.00 | 540,256,000.00 | - | - | - | - |
| Total | | 130,064,000.00 | 140,064,000.00 | 135,064,000.00 | 135,064,000.00 | 540,256,000.00 | - | - | - | - |

M.10. Southern Philippines Development Authority

| | | | | | | | | | | |
|------------------------------------|----------------------|---------------|---------------|---------------|---------------|---------------|---|---|---|---|
| General Administration and Support | 10000000000000000000 | 19,000,000.00 | 19,000,000.00 | 19,000,000.00 | 19,000,000.00 | 76,000,000.00 | - | - | - | - |
| Support to Operations | 20000000000000000000 | - | - | - | - | - | - | - | - | - |
| Operations | 30000000000000000000 | - | - | - | - | - | - | - | - | - |
| | 31010000000000000000 | - | - | - | - | - | - | - | - | - |
| Total | | 19,000,000.00 | 19,000,000.00 | 19,000,000.00 | 19,000,000.00 | 76,000,000.00 | - | - | - | - |

M.11. Subic Bay Metropolitan Authority

| | | | | | | | | | | |
|------------------------------------|----------------------|---|---|---------------|---------------|---------------|----------------|----------------|---|---|
| General Administration and Support | 10000000000000000000 | - | - | - | - | - | - | - | - | - |
| Support to Operations | 20000000000000000000 | - | - | - | - | - | - | - | - | - |
| Operations | 30000000000000000000 | - | - | 25,351,444.00 | 41,118,401.00 | 66,469,845.00 | 490,000,000.00 | 535,198,155.00 | - | - |
| Ecozone Development Program | 31010000000000000000 | - | - | 25,351,444.00 | 41,118,401.00 | 66,469,845.00 | 490,000,000.00 | 535,198,155.00 | - | - |
| Total | | - | - | 25,351,444.00 | 41,118,401.00 | 66,469,845.00 | 490,000,000.00 | 535,198,155.00 | - | - |

M.12. Zamboanga City Special Economic Zone Authority

| | | | | | | | | | | |
|------------------------------------|----------------------|---------------|---------------|---------------|---------------|---------------|---|---|---|---|
| General Administration and Support | 10000000000000000000 | 11,266,000.00 | 11,265,000.00 | 11,265,000.00 | 11,265,000.00 | 45,061,000.00 | - | - | - | - |
|------------------------------------|----------------------|---------------|---------------|---------------|---------------|---------------|---|---|---|---|

CY 2021 STATEMENT OF APPROPRIATIONS, ALLOTM
DISBURSEMENTS AND BALANCES BY OBJECT OF E

As of December 31, 2021

Department : Department of Finance
Agency : BUREAU OF THE TREASURY
Operating Unit : BTR NG OVERSIGHT
Organization Code : 11-005-00-00000

FAR No. 1A_BTR NG OVERSIGHT_BSGC

| | |
|--|---|
| | X |
| | X |
| | X |
| | X |

New General Appropriations
Continuing Appropriations
Automatic Appropriations
Unprogrammed Funds
Supplemental Appropriation

Fund Cluster 01 RA Fund
Fund Cluster 02 - FAP Fund
Fund Cluster 03 - FAP Fund

| PARTICULARS | UACS CODE | CURRENT YEAR DISBURSEMENTS | | | | | BALANCES | | | |
|---|------------------|----------------------------|-------------------|-------------------|-------------------|--------------------|------------------|------------------------|-------------------------------|---------------------------------------|
| | | 1st Quarter | 2nd Quarter | 3rd Quarter | 4th Quarter | TOTAL | Unreleased | Unobligated Allotments | Unpaid Obligations | |
| | | 16 | 17 | 18 | 19 | 20 = 16-19 | | | (15-20) Due and Demandable | (23+24) Not Yet Due and Demandable |
| 1 | 2 | | | | | | 21=5-10 | 22=10-15 | 23 | 24 |
| Support to Operations | 2000000000000000 | | | | | - | | | | |
| Operations | 3000000000000000 | - | 7,382,178.00 | 496,537.00 | 44,648,463.00 | 52,527,178.00 | 44,889,000.00 | 155,972,822.00 | - | - |
| * Ecozone Development Program | 3101000000000000 | | 7,382,178.00 | 496,537.00 | 44,648,463.00 | 52,527,178.00 | 44,889,000.00 | 155,972,822.00 | - | - |
| Total | | 11,286,000.00 | 18,647,178.00 | 11,761,537.00 | 55,913,463.00 | 97,588,178.00 | 44,889,000.00 | 155,972,822.00 | - | - |
| Total, Other Executive Offices | | 7,798,896,254.00 | 9,382,584,269.00 | 7,892,205,489.00 | 6,770,949,213.00 | 31,844,635,225.00 | 564,171,545.00 | 5,350,639,230.00 | - | - |
| SUB -TOTAL, BUDGETARY SUPPORT TO GOVERNMENT CORPORATIONS (BSGC) | | 10,353,777,504.00 | 56,889,229,234.00 | 43,381,971,163.00 | 16,090,727,646.00 | 126,715,705,547.00 | 1,565,727,545.00 | 19,795,342,908.00 | - | - |
| SUB - TOTAL, NEW GENERAL APPROPRIATIONS | | 10,353,777,504.00 | 56,889,229,234.00 | 43,381,971,163.00 | 16,090,727,646.00 | 126,715,705,547.00 | 1,565,727,545.00 | 19,795,342,908.00 | - | - |

A.2 CONTINUING APPROPRIATIONS

A.2. BUDGETARY SUPPORT TO GOVERNMENT CORPORATIONS:

A. DEPARTMENT OF AGRICULTURE

A.1 National Dairy Authority

| | | | | | | | | | | |
|------------------------------------|------------------|---|---|---|---|---|---|---|---|---|
| General Administration and Support | 1000000000000000 | - | - | - | - | - | - | - | - | - |
| Support to Operations | 2000000000000000 | - | - | - | - | - | - | - | - | - |
| Operations | 3000000000000000 | - | - | - | - | - | - | - | - | - |
| Dairy Industry Development Program | 3101000000000000 | - | - | - | - | - | - | - | - | - |
| Total | | - | - | - | - | - | - | - | - | - |

A.2. Philippine Coconut Authority

| | | | | | | | | | | |
|------------------------------------|------------------|---|----------------|---|---------------|----------------|--------------|---|----------------|---|
| General Administration and Support | 1000000000000000 | - | - | - | - | - | - | - | - | - |
| Support to Operations | 2000000000000000 | - | - | - | - | - | - | - | - | - |
| Operations | 3000000000000000 | - | 338,390,314.00 | - | 70,428,477.00 | 408,818,791.00 | 5,000,000.00 | - | 147,344,007.00 | - |

CY 2021 STATEMENT OF APPROPRIATIONS, ALLOTMENT DISBURSEMENTS AND BALANCES BY OBJECT OF EXPENDITURE

As of December 31, 2021

FAR No. 1A_BTR NG OVERSIGHT_BSGC

Department : Department of Finance
Agency : BUREAU OF THE TREASURY
Operating Unit : BTR NG OVERSIGHT
Organization Code : 11-005-00-00000
Funding Source :
Fund Cluster 01 RA Fund
Fund Cluster 02 - FAP Fund
Fund Cluster 03 - FAP Fund

| | |
|--|---|
| | X |
| | X |
| | X |
| | X |
| | X |

New General Appropriations
Continuing Appropriations
Automatic Appropriations
Unprogrammed Funds
Supplemental Appropriation

| PARTICULARS | UACS CODE | CURRENT YEAR DISBURSEMENTS | | | | | | BALANCES | | | |
|---|--------------------|----------------------------|------------------|-------------|---------------|------------------|----------------|------------------------|-------------------------------|---------------------------------------|--|
| | | 1st Quarter | 2nd Quarter | 3rd Quarter | 4th Quarter | TOTAL | Unreleased | Unobligated Allotments | Unpaid Obligations | | |
| | | | | | | | | | (15-20) Due and Demandable | (23+24) Not Yet Due and Demandable | |
| | | | | | | | | | | | |
| 1 | 2 | 16 | 17 | 18 | 19 | 20 = 16+19 | 21=5-10 | 22=10-15 | 23 | 24 | |
| A.1. Philippine Coconut Development Program | | | | | | | | | | | |
| Cocunut Industry Development Program | 3101000000000000 | | 338,390,314.00 | | 70,428,477.00 | 408,818,791.00 | 5,000,000.00 | - | 110,624,007.00 | | |
| Oil Palm Industry Development Program | 3102000000000000 | | | | | - | - | - | 36,720,000.00 | | |
| Total | | - | 338,390,314.00 | - | 70,428,477.00 | 408,818,791.00 | 5,000,000.00 | - | 147,344,007.00 | - | |
| A.2. Philippine Crop Insurance Corporation | | | | | | | | | | | |
| General Administration and Support | 100000000000000000 | | | | | - | - | - | - | - | |
| Support to Operations | 200000000000000000 | | | | | - | - | - | - | - | |
| Operations | 300000000000000000 | - | 1,112,472,716.00 | - | - | 1,112,472,716.00 | - | - | - | - | |
| Crop Insurance Program | 310100000000000000 | | 1,112,472,716.00 | | | 1,112,472,716.00 | - | - | - | - | |
| Total | | - | 1,112,472,716.00 | - | - | 1,112,472,716.00 | - | - | - | - | |
| A.3. Philippine Fisheries Development Authority | | | | | | | | | | | |
| General Administration and Support | 100000000000000000 | | | | | - | - | - | - | - | |
| Support to Operations | 200000000000000000 | | | | | - | - | - | - | - | |
| Operations | 300000000000000000 | - | - | - | 79,269,029.00 | 79,269,029.00 | 200,000,000.00 | - | 601,658,052.00 | - | |
| Fisheries Infrastructure Development Program | 310100000000000000 | | - | | 79,269,029.00 | 79,269,029.00 | 200,000,000.00 | - | 601,658,052.00 | - | |
| Total | | - | - | - | 79,269,029.00 | 79,269,029.00 | 200,000,000.00 | - | 601,658,052.00 | - | |
| A.4. Philippine Rice Research Institute | | | | | | | | | | | |
| General Administration and Support | 100000000000000000 | | | | | - | - | - | - | - | |
| Support to Operations | 200000000000000000 | | | | | - | - | - | - | - | |
| Operations | 300000000000000000 | - | - | - | - | - | - | - | 1.00 | - | |
| Research and Development Program | 310100000000000000 | | - | | - | - | - | - | 1.00 | - | |
| Total | | - | - | - | - | - | - | - | 1.00 | - | |

CY 2021 STATEMENT OF APPROPRIATIONS, ALLOT
DISBURSEMENTS AND BALANCES BY OBJECT OF E

As of December 31, 2021

Department : Department of Finance
Agency : BUREAU OF THE TREASURY
Operating Unit : BTR NG OVERSIGHT
Organization Code : 11-005-00-00000
Funding Source :

Fund Cluster 01 RA Fund
Fund Cluster 02 - FAP Fund
Fund Cluster 03 - FAP Fund

FAR No. 1A_BTR NG OVERSIGHT_BSGC

| | |
|--|---|
| | X |
| | X |
| | X |
| | X |

New General Appropriations
Continuing Appropriations
Automatic Appropriations
Unprogrammed Funds
Supplemental Appropriation

| PARTICULARS | UACS CODE | CURRENT YEAR DISBURSEMENTS | | | | | BALANCES | | | |
|--|-------------------|----------------------------|------------------|-------------|-------------|----------------|------------------|------------------------|-------------------------------|---------------------------------------|
| | | 1st Quarter | 2nd Quarter | 3rd Quarter | 4th Quarter | TOTAL | Unreleased | Unobligated Allotments | Unpaid Obligations | |
| | | 16 | 17 | 18 | 19 | 20 = 16+19 | | | (15-20) Due and Demandable | (23+24) Not Yet Due and Demandable |
| 1 | 2 | | | | | | 21=5-10 | 22=10-15 | 23 | 24 |
| A.5. Sugar Regulatory Administration | | | | | | | | | | |
| General Administration and Support | 10000000000000000 | | | | | - | - | - | | - |
| Support to Operations | 2000000000000000 | | | | | - | - | - | | - |
| Operations | 3000000000000000 | | | | | | 500,000,000.00 | | | |
| Sugarcane Industry Development Program | 3101000000000000 | | | | | | 500,000,000.00 | | | |
| Total | | | | | | | 500,000,000.00 | | | |
| Total, Department of Agriculture | | | 1,450,863,030.00 | | | 149,697,506.00 | 1,600,560,536.00 | | 705,000,000.00 | 749,002,060.00 |
| B. DEPARTMENT OF ENERGY | | | | | | | | | | |
| B.1. National Electrification Administration | | | | | | | | | | |
| General Administration and Support | 1000000000000000 | | | | | - | - | - | | - |
| Support to Operations | 2000000000000000 | | | | | - | - | - | | - |
| Operations | 3000000000000000 | | | | | | 305,996,300.00 | | 571,252,661.00 | |
| National Rural Electrification Program | 3101000000000000 | | | | | | 305,996,300.00 | | 571,252,661.00 | |
| Total | | | | | | | 305,996,300.00 | | 571,252,661.00 | |
| B.2. National Power Corporation | | | | | | | | | | |
| General Administration and Support | 1000000000000000 | | | | | - | - | - | | - |
| Support to Operations | 2000000000000000 | | | | | - | - | - | | - |
| Operations | 3000000000000000 | | | | | 15,765,963.00 | 15,765,963.00 | | 164,860,687.00 | 923,783,350.00 |
| Missionary Electrification Program | 3101000000000000 | | | | | 15,765,963.00 | 15,765,963.00 | | 164,860,687.00 | 923,783,350.00 |
| Total | | | | | | | 15,765,963.00 | | 164,860,687.00 | 923,783,350.00 |
| Total, Department of Energy | | | | | | | 15,765,963.00 | | 15,765,963.00 | 1,495,036,011.00 |
| C. DEPARTMENT OF ENVIRONMENT AND NATURAL RESOURCES | | | | | | | | | | |

CY 2021 STATEMENT OF APPROPRIATIONS, ALLOTN
DISBURSEMENTS AND BALANCES BY OBJECT OF E

As of December 31, 2021

Department : Department of Finance
Agency : BUREAU OF THE TREASURY
Operating Unit : BTr NG OVERSIGHT
Organization Code : 11-005-00-00000
Funding Source :

Fund Cluster 01 RA Fund
Fund Cluster 02 - FAP Fund
Fund Cluster 03 - FAP Fund

FAR No. 1A_BTr NG OVERSIGHT_BSGC

| |
|---|
| X |
| X |
| X |
| X |

New General Appropriations
Continuing Appropriations
Automatic Appropriations
Unprogrammed Funds
Supplemental Appropriation

| PARTICULARS | UACS CODE | CURRENT YEAR DISBURSEMENTS | | | | | BALANCES | | | |
|--|------------------|----------------------------|-------------|---------------|---------------|----------------|----------------|------------------------|-------------------------------|---------------------------------------|
| | | 1st Quarter | 2nd Quarter | 3rd Quarter | 4th Quarter | TOTAL | Unreleased | Unobligated Allotments | Unpaid Obligations | |
| | | | | | | | | | (15-20) Due and Demandable | (23+24) Not Yet Due and Demandable |
| 1 | 2 | 16 | 17 | 18 | 19 | 20 = 16:19 | 21=5-10 | 22=10-15 | 23 | 24 |
| C.1. Laguna Lake Development Authority | | | | | | | | | | |
| General Administration and Support | 1000000000000000 | - | - | - | - | - | - | - | - | - |
| Support to Operations | 200000000000000 | - | - | - | - | - | - | - | - | - |
| Operations | 300000000000000 | - | - | 51,700,000.00 | 65,300,000.00 | 117,000,000.00 | 150,000,000.00 | 33,000,000.00 | - | - |
| Laguna Lake Rehabilitation for Various Uses | 3101000000000000 | - | - | 51,700,000.00 | 65,300,000.00 | 117,000,000.00 | 150,000,000.00 | 33,000,000.00 | - | - |
| Total | | - | - | 51,700,000.00 | 65,300,000.00 | 117,000,000.00 | 150,000,000.00 | 33,000,000.00 | - | - |
| Total, Department of Environment and Natural Resources | | - | - | 51,700,000.00 | 65,300,000.00 | 117,000,000.00 | 150,000,000.00 | 33,000,000.00 | - | - |

D. DEPARTMENT OF FINANCE

D.1. Land Bank of the Philippines

| | | | | | | | | | | |
|------------------------------------|------------------|---|---|---|----------------|----------------|---|---|---|---|
| General Administration and Support | 1000000000000000 | - | - | - | - | - | - | - | - | - |
| Support to Operations | 200000000000000 | - | - | - | - | - | - | - | - | - |
| Operations | 300000000000000 | - | - | - | 468,784,000.00 | 468,784,000.00 | - | - | - | - |
| Land Tenure Security Program | 3104000000000000 | - | - | - | 468,784,000.00 | 468,784,000.00 | - | - | - | - |
| Total | | - | - | - | 468,784,000.00 | 468,784,000.00 | - | - | - | - |

D.2. Philippine Tax Academy

| | | | | | | | | | | |
|---|------------------|---|---|---|---|---|---|---|--------------|---|
| General Administration and Support | 1000000000000000 | - | - | - | - | - | - | - | - | - |
| Support to Operations | 200000000000000 | - | - | - | - | - | - | - | - | - |
| Operations | 300000000000000 | - | - | - | - | - | - | - | 2,499,180.00 | - |
| Specialized Tax Training and Education Management Program | 3101000000000000 | - | - | - | - | - | - | - | 2,499,180.00 | - |
| Total | | - | - | - | - | - | - | - | 2,499,180.00 | - |

CY 2021 STATEMENT OF APPROPRIATIONS, ALLOTTA
DISBURSEMENTS AND BALANCES BY OBJECT OF E;

As of December 31, 2021

Department : Department of Finance
Agency : BUREAU OF THE TREASURY
Operating Unit : BTR NG OVERSIGHT
Organization Code : 11-005-00-00000
Funding Source :

Fund Cluster 01 RA Fund
Fund Cluster 02 - FAP Fund
Fund Cluster 03 - FAP Fund

FAR No. 1A_BTR NG OVERSIGHT_BSGC

| |
|---|
| X |
| X |
| X |
| X |
| X |

New General Appropriations
Continuing Appropriations
Automatic Appropriations
Unprogrammed Funds
Supplemental Appropriation

| PARTICULARS | UACS CODE | CURRENT YEAR DISBURSEMENTS | | | | | BALANCES | | | |
|------------------------------|-----------|----------------------------|-------------|-------------|----------------|----------------|------------|------------------------|-------------------------------|---------------------------------------|
| | | 1st Quarter | 2nd Quarter | 3rd Quarter | 4th Quarter | TOTAL | Unreleased | Unobligated Allotments | Unpaid Obligations | |
| | | 16 | 17 | 18 | 19 | 20 = 16:19 | | | (15-20) Due and Demandable | (23+24) Not Yet Due and Demandable |
| 1 | 2 | | | | | | 21=5-10 | 22=10-15 | 23 | 24 |
| Total, Department of Finance | | - | - | - | 468,784,000.00 | 468,784,000.00 | - | - | 2,499,180.00 | - |

E. DEPARTMENT OF HEALTH

E.1. Lung Center of the Philippines

| | | | | | | | | | | |
|------------------------------------|------------------|---|---|---------------|---|---------------|---|---|-------|---|
| General Administration and Support | 1000000000000000 | - | - | - | - | - | - | - | - | - |
| Support to Operations | 2000000000000000 | - | - | - | - | - | - | - | - | - |
| Operations | 3000000000000000 | - | - | 89,743,950.00 | - | 89,743,950.00 | - | - | 50.00 | - |
| Hospital Services Program | 3101000000000000 | - | - | 89,743,950.00 | - | 89,743,950.00 | - | - | 50.00 | - |
| Total | | - | - | 89,743,950.00 | - | 89,743,950.00 | - | - | 50.00 | - |

E.2. Philippine Children's Medical Center

| | | | | | | | | | | |
|---|------------------|---|---|---|------------|------------|---|---|----------------|---|
| General Administration and Support | 1000000000000000 | - | - | - | - | - | - | - | - | - |
| Support to Operations | 2000000000000000 | - | - | - | - | - | - | - | - | - |
| Operations | 3000000000000000 | - | - | - | 463,829.00 | 463,829.00 | - | - | 261,743,171.00 | - |
| Hospital Services Program | 3101000000000000 | - | - | - | 463,829.00 | 463,829.00 | - | - | 261,743,171.00 | - |
| Training and Research Development Program | 3102000000000000 | - | - | - | - | - | - | - | - | - |
| Total | | - | - | - | 463,829.00 | 463,829.00 | - | - | 261,743,171.00 | - |

E.3. Philippine Health Insurance Corporation

| | | | | | | | | | | |
|------------------------------------|------------------|---|---|---|---|------------------|---|---|--------------|---|
| General Administration and Support | 1000000000000000 | - | - | - | - | - | - | - | - | - |
| Support to Operations | 2000000000000000 | - | - | - | - | - | - | - | - | - |
| Operations | 3000000000000000 | - | - | - | - | 8,951,340,000.00 | - | - | 8,543,600.00 | - |
| National Health Insurance Program | 3101000000000000 | - | - | - | - | 8,951,340,000.00 | - | - | 8,543,600.00 | - |
| Total | | - | - | - | - | 8,951,340,000.00 | - | - | 8,543,600.00 | - |

CY 2021 STATEMENT OF APPROPRIATIONS, ALLOT
DISBURSEMENTS AND BALANCES BY OBJECT OF E

As of December 31, 2021

Department : Department of Finance
Agency : BUREAU OF THE TREASURY
Operating Unit : BTR NG OVERSIGHT
Organization Code : 11-005-00-00000
Funding Source :

Fund Cluster 01 RA Fund
Fund Cluster 02 - FAP Fund
Fund Cluster 03 - FAP Fund

FAR No. 1A_BTR NG OVERSIGHT_BSGC

| | |
|--|---|
| | X |
| | X |
| | X |
| | X |
| | X |

New General Appropriations
Continuing Appropriations
Automatic Appropriations
Unprogrammed Funds
Supplemental Appropriation

| PARTICULARS | UACS CODE | CURRENT YEAR DISBURSEMENTS | | | | | BALANCES | | | |
|--|------------------|----------------------------|------------------|---------------|--------------|------------------|----------------|------------------------|-------------------------------|---------------------------------------|
| | | 1st Quarter | 2nd Quarter | 3rd Quarter | 4th Quarter | TOTAL | Unreleased | Unobligated Allotments | Unpaid Obligations | |
| | | 16 | 17 | 18 | 19 | 20 = 16:19 | | | (15-20) Due and Demandable | (23+24) Not Yet Due and Demandable |
| E.4. Philippine Heart Center | | | | | | | | | | |
| General Administration and Support | 1000000000000000 | | | | | - | - | - | | - |
| Support to Operations | 2000000000000000 | | | | | - | - | - | | - |
| Operations | 3000000000000000 | - | - | - | - | - | - | - | 8,000,000.00 | - |
| Hospital Services Program | 3101000000000000 | - | - | - | - | - | - | - | 8,000,000.00 | - |
| Total | | - | - | - | - | - | - | - | 8,000,000.00 | - |
| E.5. Philippine Institute of Traditional and Alternative Health Care | | | | | | | | | | |
| General Administration and Support | 1000000000000000 | | - | | 9,057,666.00 | 9,057,666.00 | - | - | | - |
| Support to Operations | 2000000000000000 | | | | | - | - | - | | - |
| Operations | 3000000000000000 | - | - | - | - | - | - | - | | - |
| Traditional and Complementary Medicine Development and Promotion Program | 3101000000000000 | | | | | - | - | - | | - |
| Total | | - | - | - | 9,057,666.00 | 9,057,666.00 | - | - | | - |
| Total, Department of Health | | - | 8,951,340,000.00 | 89,743,950.00 | 9,521,495.00 | 9,050,605,445.00 | 8,543,600.00 | - | 269,743,221.00 | - |
| F. Department of Housing Settlements and Urban Development | | | | | | | | | | |
| F.1. National Home Mortgage Finance Corporation | | | | | | | | | | |
| General Administration and Support | 1000000000000000 | | | | | - | - | - | | - |
| Support to Operations | 2000000000000000 | | | | | - | - | - | | - |
| Operations | 3000000000000000 | - | 379,470,165.00 | - | - | 379,470,165.00 | 350,000,000.00 | - | 80,252,115.00 | - |
| Socialized Housing Loan Take-Out of Receivables (Shelter) Program | 3101000000000000 | | 379,470,165.00 | | | 379,470,165.00 | 350,000,000.00 | - | 80,252,115.00 | - |
| Total | | - | 379,470,165.00 | - | - | 379,470,165.00 | 350,000,000.00 | - | 80,252,115.00 | - |
| F.2. National Housing Authority | | | | | | | | | | |

CY 2021 STATEMENT OF APPROPRIATIONS, ALLOT
DISBURSEMENTS AND BALANCES BY OBJECT OF E

As of December 31, 2021

Department : Department of Finance
Agency : BUREAU OF THE TREASURY
Operating Unit : BTR NG OVERSIGHT
Organization Code : 11-005-00-00000
Funding Source :

Fund Cluster 01 RA Fund
Fund Cluster 02 - FAP Fund
Fund Cluster 03 - FAP Fund

FAR No. 1A_BTR NG OVERSIGHT_BSGC

| | |
|--|---|
| | X |
| | X |
| | X |
| | X |

New General Appropriations
Continuing Appropriations
Automatic Appropriations
Unprogrammed Funds
Supplemental Appropriation

| PARTICULARS | UACS CODE | CURRENT YEAR DISBURSEMENTS | | | | | | BALANCES | | | |
|---|------------------|----------------------------|----------------|----------------|----------------|------------------|------------------|------------------------|-------------------------------|---------------------------------------|---|
| | | 1st Quarter | 2nd Quarter | 3rd Quarter | 4th Quarter | TOTAL | Unreleased | Unobligated Allotments | Unpaid Obligations | | |
| | | 16 | 17 | 18 | 19 | 20 = 16:19 | 21=5-10 | | (15-20) Due and Demandable | (23+24) Not Yet Due and Demandable | |
| 1 | 2 | | | | | | | | 23 | 24 | |
| General Administration and Support | 1000000000000000 | | | | | - | - | - | | | - |
| Support to Operations | 2000000000000000 | | | | | - | - | - | | | - |
| Operations | 3000000000000000 | - | 368,204,000.00 | 718,698,000.00 | 177,458,000.00 | 1,264,360,000.00 | 1,532,247,644.00 | - | 1,765,802,356.00 | | - |
| Comprehensive and Integrated Housing Program | 3101000000000000 | | 368,204,000.00 | 718,698,000.00 | 177,458,000.00 | 1,264,360,000.00 | 1,532,247,644.00 | - | 1,765,802,356.00 | | - |
| Housing Program for Calamity Victims- Permanent Housing | 3102000000000000 | | | | | - | - | - | | | - |
| Total | | - | 368,204,000.00 | 718,698,000.00 | 177,458,000.00 | 1,264,360,000.00 | 1,532,247,644.00 | - | 1,765,802,356.00 | | - |
| F.3. Social Housing Finance Corporation | | | | | | | | | | | |
| General Administration and Support | 1000000000000000 | | | | | - | - | - | | | - |
| Support to Operations | 2000000000000000 | | | | | - | - | - | | | - |
| Operations | 3000000000000000 | - | | - | 325,000,000.00 | 325,000,000.00 | 488,922,000.00 | 582,997,000.00 | | | - |
| High Density Housing Program | | | | | | - | 313,922,000.00 | 582,997,000.00 | | | - |
| Community Mortgage Program | 3101000000000000 | | | | | | 175,000,000.00 | - | | | - |
| Total | | - | | - | 325,000,000.00 | 325,000,000.00 | 488,922,000.00 | 582,997,000.00 | | | - |
| Total, Department of Housing Settlements and Urban | | - | 747,674,165.00 | 718,698,000.00 | 502,458,000.00 | 1,968,830,165.00 | 2,371,169,644.00 | 582,997,000.00 | 1,846,054,471.00 | | - |
| G. DEPARTMENT OF PUBLIC WORKS AND HIGHWAYS | | | | | | | | | | | |
| G.1. Local Water Utilities Administration | | | | | | | | | | | |
| General Administration and Support | 1000000000000000 | | | | | - | - | - | | | - |
| Support to Operations | 2000000000000000 | | | | | - | - | - | | | - |
| Operations | 3000000000000000 | - | | - | | | 345,317,000.00 | | | | - |
| Water Supply and Sanitation Program | 3101000000000000 | | | | | | 345,317,000.00 | | | | - |
| Total | | - | | - | | | 345,317,000.00 | | | | - |
| Total, Department of Public Works and Highways | | - | | - | | - | 345,317,000.00 | | | | - |

CY 2021 STATEMENT OF APPROPRIATIONS, ALLOTMENT DISBURSEMENTS AND BALANCES BY OBJECT OF EXPENDITURE

As of December 31, 2021

Department : Department of Finance
Agency : BUREAU OF THE TREASURY
Operating Unit : BTR NG OVERSIGHT
Organization Code : 11-005-00-00000
Funding Source :

Fund Cluster 01 RA Fund
Fund Cluster 02 - FAP Fund
Fund Cluster 03 - FAP Fund

FAR No. 1A_BTR NG OVERSIGHT_BSGC

| |
|---|
| X |
| X |
| X |
| X |

New General Appropriations
Continuing Appropriations
Automatic Appropriations
Unprogrammed Funds
Supplemental Appropriation

| PARTICULARS | UACS CODE | CURRENT YEAR DISBURSEMENTS | | | | | BALANCES | | | |
|-------------|-----------|----------------------------|-------------|-------------|-------------|------------|------------|------------------------|-------------------------------|---------------------------------------|
| | | 1st Quarter | 2nd Quarter | 3rd Quarter | 4th Quarter | TOTAL | Unreleased | Unobligated Allotments | Unpaid Obligations | |
| | | 16 | 17 | 18 | 19 | 20 = 16+19 | | | (15-20) Due and Demandable | (23+24) Not Yet Due and Demandable |
| 1 | 2 | 16 | 17 | 18 | 19 | 20 = 16+19 | 21=5-10 | 22=10-15 | 23 | 24 |

H. DEPARTMENT OF TOURISM

H.1. Nayong Pilipino Foundation

| | | | | | | | | | | |
|---|----------------------|---|---|---|---|---|---------------|---|---|---|
| General Administration and Support | 10000000000000000000 | - | - | - | - | - | - | - | - | - |
| Support to Operations | 20000000000000000000 | - | - | - | - | - | - | - | - | - |
| Operations | 30000000000000000000 | - | - | - | - | - | 15,000,000.00 | - | - | - |
| Researches and Development Projects on Social Sciences and Humanities Program | 30010000000000000000 | - | - | - | - | - | 15,000,000.00 | - | - | - |
| Total | | - | - | - | - | - | 15,000,000.00 | - | - | - |

H.2. Tourism Infrastructure and Enterprise Zone Authority

| | | | | | | | | | | |
|--|----------------------|---|---|---|---|---|---------------|---|---|---|
| General Administration and Support | 10000000000000000000 | - | - | - | - | - | - | - | - | - |
| Support to Operations | 20000000000000000000 | - | - | - | - | - | - | - | - | - |
| Operations | 30000000000000000000 | - | - | - | - | - | 50,000,000.00 | - | - | - |
| Historical, Cultural, Religious, Heritage Sites, and Prime Destination Program | 30010000000000000000 | - | - | - | - | - | 50,000,000.00 | - | - | - |
| Total | | - | - | - | - | - | 50,000,000.00 | - | - | - |
| Total, Department of Tourism | | - | - | - | - | - | 65,000,000.00 | - | - | - |

I. DEPARTMENT OF TRADE AND INDUSTRY

I.1. Aurora Pacific Economic Zone and Freeport Authority

| | | | | | | | | | | |
|------------------------------------|----------------------|---|---|---|---|---|---------------|---------------|---------------|---|
| General Administration and Support | 10000000000000000000 | - | - | - | - | - | - | - | - | - |
| Support to Operations | 20000000000000000000 | - | - | - | - | - | - | - | - | - |
| Operations | 30000000000000000000 | - | - | - | - | - | 30,000,000.00 | 50,000,000.00 | 40,000,000.00 | - |
| * Ecozone Development Program | 31010000000000000000 | - | - | - | - | - | 30,000,000.00 | 50,000,000.00 | 40,000,000.00 | - |

CY 2021 STATEMENT OF APPROPRIATIONS, ALLOTM
DISBURSEMENTS AND BALANCES BY OBJECT OF E

As of December 31, 2021

Department : Department of Finance
Agency : BUREAU OF THE TREASURY
Operating Unit : BTr NG OVERSIGHT
Organization Code : 11-005-00-00000
Funding Source :

Fund Cluster 01 RA Fund
Fund Cluster 02 - FAP Fund
Fund Cluster 03 - FAP Fund

FAR No. 1A_BTr NG OVERSIGHT_BSGC

| | |
|--|---|
| | X |
| | X |
| | X |
| | X |
| | X |

New General Appropriations
Continuing Appropriations
Automatic Appropriations
Unprogrammed Funds
Supplemental Appropriation

| PARTICULARS | UACS CODE | CURRENT YEAR DISBURSEMENTS | | | | | BALANCES | | | |
|---|-----------|----------------------------|-------------|-------------|-------------|------------|---------------|------------------------|-------------------------------|---------------------------------------|
| | | 1st Quarter | 2nd Quarter | 3rd Quarter | 4th Quarter | TOTAL | Unreleased | Unobligated Allotments | Unpaid Obligations | |
| | | 16 | 17 | 18 | 19 | 20 = 16+19 | | | (15-20) Due and Demandable | (23+24) Not Yet Due and Demandable |
| 1 | 2 | | | | | | 21=5-10 | 22=10-15 | 23 | 24 |
| Total | | | | | | | 30,000,000.00 | 50,000,000.00 | 40,000,000.00 | - |
| Total, Department of Trade and Industry | | - | - | - | - | - | 30,000,000.00 | 50,000,000.00 | 40,000,000.00 | - |

J. DEPARTMENT OF TRANSPORTATION AND COMMUNICATIONS

| | | | | | | | | | | |
|-----|---------------------------------------|--------------------|---|---|---|---|----------------|---|---|---|
| J.1 | Davao International Airport Authority | | | | | | | | | |
| | General Administration and Support | 100000000000000000 | - | - | - | - | - | - | - | - |
| | Support to Operations | 200000000000000000 | - | - | - | - | - | - | - | - |
| | Operations | 300000000000000000 | - | - | - | - | 274,958,000.00 | - | - | - |
| | Airport System Maintenance Program | 310100000000000000 | - | - | - | - | 274,958,000.00 | - | - | - |
| | Total | | - | - | - | - | 274,958,000.00 | - | - | - |

| | | | | | | | | | | |
|------|--|--------------------|---|---|---|---|------------------|---|---|---|
| J.2. | Philippine National Railways | | | | | | | | | |
| | General Administration and Support | 100000000000000000 | - | - | - | - | 318,000,000.00 | - | - | - |
| | Support to Operations | 200000000000000000 | - | - | - | - | - | - | - | - |
| | Operations | 300000000000000000 | - | - | - | - | 1,540,500,000.00 | - | - | - |
| | Railway System Maintenance Program | 310100000000000000 | - | - | - | - | 1,540,500,000.00 | - | - | - |
| | Total | | - | - | - | - | 1,858,500,000.00 | - | - | - |
| | Total, Dept. of Transportation and Comm. | | - | - | - | - | 2,133,458,000.00 | - | - | - |

K. NATIONAL ECONOMIC AND DEVELOPMENT

K.1. Philippine Institute for Development Studies
General Administration and Support

100000000000000000

- - - - -

CY 2021 STATEMENT OF APPROPRIATIONS, ALLOTN
DISBURSEMENTS AND BALANCES BY OBJECT OF E

As of December 31, 2021

Department : Department of Finance
Agency : BUREAU OF THE TREASURY
Operating Unit : BTr NG OVERSIGHT
Organization Code : 11-005-00-00000
Funding Source :

Fund Cluster 01 RA Fund
Fund Cluster 02 - FAP Fund
Fund Cluster 03 - FAP Fund

FAR No. 1A_BTr NG OVERSIGHT_BSGC

| | |
|---|----------------------------|
| X | New General Appropriations |
| X | Continuing Appropriations |
| X | Automatic Appropriations |
| X | Unprogrammed Funds |
| | Supplemental Appropriation |

| PARTICULARS | UACS CODE | CURRENT YEAR DISBURSEMENTS | | | | | BALANCES | | | |
|--|---------------------|----------------------------|-------------|-------------|-------------|------------|------------|------------------------|-------------------------------|---------------------------------------|
| | | 1st Quarter | 2nd Quarter | 3rd Quarter | 4th Quarter | TOTAL | Unreleased | Unobligated Allotments | Unpaid Obligations | |
| | | 16 | 17 | 18 | 19 | 20 = 16+19 | 21=5-10 | 22=10-15 | (15-20) Due and Demandable | (23+24) Not Yet Due and Demandable |
| Support to Operations | 2000000000000000000 | | | | | - | | | | - |
| Operations | 3000000000000000000 | - | - | - | - | - | | | | 400.00 |
| Socio-Economic Policy Research Program | 3101000000000000000 | | - | | | - | | | | 400.00 |
| Total | | - | - | - | - | - | - | - | | 400.00 |
| Total, National Economic and Development | | - | - | - | - | - | - | - | | 400.00 |

M. OTHER EXECUTIVE OFFICES

M.1. Authority of the Freeport Area of Bataan

| | | | | | | | | | | |
|------------------------------------|---------------------|---------------|---------------|------------|---------------|----------------|---------------|---------------|--------------|---|
| General Administration and Support | 1000000000000000000 | | | | | - | | | - | - |
| Support to Operations | 2000000000000000000 | | | | | - | | | - | - |
| Operations | 3000000000000000000 | 56,255,173.00 | 31,207,600.00 | 463,325.00 | 43,638,432.00 | 131,564,530.00 | 40,000,000.00 | 40,000,000.00 | 8,043,977.00 | - |
| * Ecozone Development Program | 3101000000000000000 | 56,255,173.00 | 31,207,600.00 | 463,325.00 | 43,638,432.00 | 131,564,530.00 | 40,000,000.00 | 40,000,000.00 | 8,043,977.00 | - |
| Total | | 56,255,173.00 | 31,207,600.00 | 463,325.00 | 43,638,432.00 | 131,564,530.00 | 40,000,000.00 | 40,000,000.00 | 8,043,977.00 | - |

M.2. Bases Conversion Development Authority

| | | | | | | | | | | |
|------------------------------------|---------------------|----------------|---------------|----------------|----------------|------------------|----------------|----------------|------------------|---|
| General Administration and Support | 1000000000000000000 | | | | | - | | | - | - |
| Support to Operations | 2000000000000000000 | 5,405,129.00 | | | | 5,405,129.00 | | | - | - |
| Operations | 3000000000000000000 | 286,929,239.00 | 20,693,017.00 | 297,591,002.00 | 582,087,006.00 | 1,187,300,264.00 | 100,000,000.00 | 131,228,883.00 | 8,117,225,429.00 | - |
| Infrastructure Development Program | 3101000000000000000 | 286,929,239.00 | 20,693,017.00 | 297,591,002.00 | 582,087,006.00 | 1,187,300,264.00 | 100,000,000.00 | 131,228,883.00 | 8,117,225,429.00 | - |
| Total | | 289,334,368.00 | 20,693,017.00 | 297,591,002.00 | 582,087,006.00 | 1,192,705,393.00 | 100,000,000.00 | 131,228,883.00 | 8,117,225,429.00 | - |

M.3. Cagayan Economic Zone Authority

| | | | | | | | | | | |
|------------------------------------|---------------------|---|---------------|---|---|---------------|----------------|---|--------------|---|
| General Administration and Support | 1000000000000000000 | | | | | - | | | - | - |
| Support to Operations | 2000000000000000000 | | | | | - | | | - | - |
| Operations | 3000000000000000000 | - | 39,087,733.00 | - | - | 39,087,733.00 | 136,317,000.00 | - | 7,322,771.00 | - |

CY 2021 STATEMENT OF APPROPRIATIONS, ALLOTTA
DISBURSEMENTS AND BALANCES BY OBJECT OF E

As of December 31, 2021

FAR No. 1A_BT NG OVERSIGHT_BSGC

Department : Department of Finance
Agency : BUREAU OF THE TREASURY
Operating Unit : BTr NG OVERSIGHT
Organization Code : 11-005-00-00000
Funding Source :

| | |
|--|---|
| | X |
| | X |
| | X |
| | X |

New General Appropriations
Continuing Appropriations
Automatic Appropriations
Unprogrammed Funds
Supplemental Appropriation

Fund Cluster 01 RA Fund
Fund Cluster 02 - FAP Fund
Fund Cluster 03 - FAP Fund

| PARTICULARS | UACS CODE | CURRENT YEAR DISBURSEMENTS | | | | | BALANCES | | | |
|---|------------------|----------------------------|----------------|-------------|-------------|----------------|----------------|------------------------|-------------------------------|---------------------------------------|
| | | 1st Quarter | 2nd Quarter | 3rd Quarter | 4th Quarter | TOTAL | Unreleased | Unobligated Allotments | Unpaid Obligations | |
| | | 16 | 17 | 18 | 19 | 20 = 16+19 | | | (15-20) Due and Demandable | (23+24) Not Yet Due and Demandable |
| 1 | 2 | | | | | | | | 23 | 24 |
| * Ecozone Development Program | 3101000000000000 | | 39,087,733.00 | | | 39,087,733.00 | 136,317,000.00 | - | 7,322,771.00 | |
| Total | | | 39,087,733.00 | - | - | 39,087,733.00 | 136,317,000.00 | - | 7,322,771.00 | - |
| M.4. Credit Information Corporation | | | | | | | | | | |
| General Administration and Support | 1000000000000000 | | | | | - | 7,655,854.00 | - | - | - |
| Support to Operations | 2000000000000000 | | | | | - | - | - | - | - |
| Operations | 3000000000000000 | - | - | - | - | - | - | - | - | - |
| | 3101000000000000 | | | | | - | - | - | - | - |
| Total | | - | - | - | - | - | 7,655,854.00 | - | - | - |
| M.5. Cultural Center of the Philippines | | | | | | | | | | |
| General Administration and Support | 1000000000000000 | | | | | - | - | - | - | - |
| Support to Operations | 2000000000000000 | | | | | - | - | - | - | - |
| Operations | 3000000000000000 | - | - | - | - | - | 37,000,000.00 | 58,000,000.00 | - | - |
| Philippine Arts and Culture Promotion and Development Program | 3101000000000000 | | | | | - | 37,000,000.00 | 58,000,000.00 | - | - |
| Total | | - | - | - | - | - | 37,000,000.00 | 58,000,000.00 | - | - |
| M.6. Development Academy of the Philippines | | | | | | | | | | |
| General Administration and Support | 1000000000000000 | | | | | - | - | - | - | - |
| Support to Operations | 2000000000000000 | | | | | - | - | - | - | - |
| Operations | 3000000000000000 | - | 179,192,964.00 | - | - | - | 56,222,000.00 | - | 1.00 | - |
| Education and Training Program | 3101000000000000 | | 25,187,067.00 | | | 25,187,067.00 | 37,026,000.00 | - | 1.00 | |
| Research and Technical Assistance on Public Sector Productivity Program | 3102000000000000 | | 154,005,897.00 | | | 154,005,897.00 | 19,196,000.00 | - | - | |
| Total | | - | 179,192,964.00 | - | - | 179,192,964.00 | 56,222,000.00 | - | 1.00 | - |

CY 2021 STATEMENT OF APPROPRIATIONS, ALLOTM
DISBURSEMENTS AND BALANCES BY OBJECT OF E

As of December 31, 2021

FAR No. 1A_BT NG OVERSIGHT_BSGC

Department : Department of Finance
Agency : BUREAU OF THE TREASURY
Operating Unit : BTr NG OVERSIGHT
Organization Code : 11-005-00-00000
Funding Source : Fund Cluster 01 RA Fund
Fund Cluster 02 - FAP Fund
Fund Cluster 03 - FAP Fund

| | |
|--|---|
| | X |
| | X |
| | X |
| | X |

New General Appropriations
Continuing Appropriations
Automatic Appropriations
Unprogrammed Funds
Supplemental Appropriation

| PARTICULARS | UACS CODE | CURRENT YEAR DISBURSEMENTS | | | | | BALANCES | | | |
|-------------|-----------|----------------------------|-------------|-------------|-------------|------------|------------|------------------------|-------------------------------|---------------------------------------|
| | | 1st Quarter | 2nd Quarter | 3rd Quarter | 4th Quarter | TOTAL | Unreleased | Unobligated Allotments | Unpaid Obligations | |
| | | 16 | 17 | 18 | 19 | 20 = 16:19 | | | (15-20) Due and Demandable | (23+24) Not Yet Due and Demandable |
| 1 | 2 | 16 | 17 | 18 | 19 | 20 = 16:19 | 21=5-10 | 22=10-15 | 23 | 24 |

M.7. National Irrigation Administration

| | | | | | | | | | | |
|--|---------------------|---|---|---|---|---|---|---|------------------|---|
| General Administration and Support | 1000000000000000000 | - | - | - | - | - | - | - | - | - |
| Support to Operations | 2000000000000000000 | - | - | - | - | - | - | - | - | - |
| Operations | 3000000000000000000 | - | - | - | - | - | - | - | 1,378,193,339.00 | - |
| Irrigation System Restoration Program | 3101000000000000000 | - | - | - | - | - | - | - | - | - |
| Irrigation Systems Development Program | 3102000000000000000 | - | - | - | - | - | - | - | 1,378,193,339.00 | - |
| Total | | - | - | - | - | - | - | - | 1,378,193,339.00 | - |

M.8. Philippine Center for Economic Development

| | | | | | | | | | | |
|------------------------------------|---------------------|---|---|---|---------------|---------------|---|---|---|---|
| General Administration and Support | 1000000000000000000 | - | - | - | - | - | - | - | - | - |
| Support to Operations | 2000000000000000000 | - | - | - | - | - | - | - | - | - |
| Operations | 3000000000000000000 | - | - | - | 18,410,000.00 | 18,410,000.00 | - | - | - | - |
| Teaching and Research Program | 3101000000000000000 | - | - | - | 18,410,000.00 | 18,410,000.00 | - | - | - | - |
| Total | | - | - | - | 18,410,000.00 | 18,410,000.00 | - | - | - | - |

M.9. Southern Philippines Development Authority

| | | | | | | | | | | |
|------------------------------------|---------------------|--------------|---|---|---|--------------|--------------|---|---------------|---|
| General Administration and Support | 1000000000000000000 | 3,000,000.00 | - | - | - | 3,000,000.00 | 7,000,000.00 | - | 10,000,000.00 | - |
| Support to Operations | 2000000000000000000 | - | - | - | - | - | - | - | - | - |
| Operations | 3000000000000000000 | - | - | - | - | - | - | - | - | - |
| Total | | 3,000,000.00 | - | - | - | 3,000,000.00 | 7,000,000.00 | - | 10,000,000.00 | - |

M.10. Subic Bay Metropolitan Authority

| | | | | | | | | | | |
|------------------------------------|---------------------|---|---|---|---|---|---|---|---|---|
| General Administration and Support | 1000000000000000000 | - | - | - | - | - | - | - | - | - |
|------------------------------------|---------------------|---|---|---|---|---|---|---|---|---|

CY 2021 STATEMENT OF APPROPRIATIONS, ALLOT
DISBURSEMENTS AND BALANCES BY OBJECT OF E

As of December 31, 2021

Department : Department of Finance
Agency : BUREAU OF THE TREASURY
Operating Unit : BTR NG OVERSIGHT
Organization Code : 11-005-00-00000
Funding Source :

Fund Cluster 01 RA Fund
Fund Cluster 02 - FAP Fund
Fund Cluster 03 - FAP Fund

FAR No. 1A_BTR NG OVERSIGHT_BSGC

| | |
|---|----------------------------|
| X | New General Appropriations |
| X | Continuing Appropriations |
| X | Automatic Appropriations |
| X | Unprogrammed Funds |
| | Supplemental Appropriation |

| PARTICULARS | UACS CODE | CURRENT YEAR DISBURSEMENTS | | | | | BALANCES | | | |
|--|------------------|----------------------------|-------------------|-------------------|-------------------|--------------------|------------------|------------------------|-------------------------------|---------------------------------------|
| | | 1st Quarter | 2nd Quarter | 3rd Quarter | 4th Quarter | TOTAL | Unreleased | Unobligated Allotments | Unpaid Obligations | |
| | | 16 | 17 | 18 | 19 | 20 = 16+19 | | | (15-20) Due and Demandable | (23+24) Not Yet Due and Demandable |
| 1 | 2 | | | | | | 21=5-10 | 22=10-15 | 23 | 24 |
| Support to Operations | 2000000000000000 | | | | | - | | | | |
| Operations | 3000000000000000 | - | - | - | 88,299,654.00 | 88,299,654.00 | 10,350,000.00 | - | 292,835,488.00 | - |
| Ecozone Development Program | 3101000000000000 | | - | | 88,299,654.00 | 88,299,654.00 | 10,350,000.00 | - | 292,835,488.00 | |
| Total | | | - | | 88,299,654.00 | 88,299,654.00 | 10,350,000.00 | - | 292,835,488.00 | - |
| M.11. Zamboanga City Special Economic Zone Authority | | | | | | | | | | |
| General Administration and Support | 1000000000000000 | | | | | - | | | | |
| Support to Operations | 2000000000000000 | | | | | - | | | | |
| Operations | 3000000000000000 | - | 740,054.00 | - | 698,269.00 | 1,438,323.00 | 208,389,000.00 | - | 142,669,677.00 | - |
| * Ecozone Development Program | 3101000000000000 | | 740,054.00 | | 698,269.00 | 1,438,323.00 | 208,389,000.00 | - | 142,669,677.00 | |
| Total | | - | 740,054.00 | | 698,269.00 | 1,438,323.00 | 208,389,000.00 | - | 142,669,677.00 | - |
| Total, Other Executive Offices | | 351,589,541.00 | 270,921,368.00 | 298,054,327.00 | 733,133,361.00 | 1,653,698,597.00 | 602,933,854.00 | 229,228,883.00 | 9,956,290,682.00 | - |
| SUB - TOTAL, CONTINUING APPROPRIATIONS | | 351,589,541.00 | 11,420,798,563.00 | 1,158,196,277.00 | 1,944,660,325.00 | 14,875,244,706.00 | 6,892,279,085.00 | 895,225,883.00 | 14,358,626,025.00 | - |
| TOTAL, NEW GENERAL APPROPRIATIONS | | 10,705,367,045.00 | 68,310,027,797.00 | 44,540,167,440.00 | 18,035,387,971.00 | 141,590,950,253.00 | 8,538,006,630.00 | 20,690,568,791.00 | 14,358,626,025.00 | - |

B. BAYANIHAN TO RECOVER AS ONE ACT
B.1 Regular Agency Fund, FY 2021 Continuing
Appro., Republic Act No. 11494, Bayanihan to
Recover As One Act 01 1 02 415

Department of Agriculture
Philippine Coconut Authority
Philippine Fisheries Development Authority

-
-
-
-
-
-
-
-
-
-
-

322,000,000.00
384,350,000.00

CY 2021 STATEMENT OF APPROPRIATIONS, ALLOTMENT DISBURSEMENTS AND BALANCES BY OBJECT OF EXPENDITURE

As of December 31, 2021

FAR No. 1A_BT-NG OVERSIGHT_BSGC

Department : Department of Finance
Agency : BUREAU OF THE TREASURY
Operating Unit : BT-NG OVERSIGHT
Organization Code : 11-005-00-00000
Funding Source :

Fund Cluster 01 RA Fund
Fund Cluster 02 - FAP Fund
Fund Cluster 03 - FAP Fund

| |
|---|
| X |
| X |
| X |
| X |

New General Appropriations
Continuing Appropriations
Automatic Appropriations
Unprogrammed Funds
Supplemental Appropriation

| PARTICULARS | UACS CODE | CURRENT YEAR DISBURSEMENTS | | | | | BALANCES | | | |
|-------------|-----------|----------------------------|-------------|-------------|-------------|------------|------------|------------------------|-------------------------------|---------------------------------------|
| | | 1st Quarter | 2nd Quarter | 3rd Quarter | 4th Quarter | TOTAL | Unreleased | Unobligated Allotments | Unpaid Obligations | |
| | | 16 | 17 | 18 | 19 | 20 = 16:19 | | | (15-20) Due and Demandable | (23+24) Not Yet Due and Demandable |
| 1 | 2 | | | | | | 21=5-10 | 22=10-15 | 23 | 24 |

| | | | | | | | | | | |
|-------------------------------------|-------------------|---|---|---|---|---|---|---|---|---|
| Department of Finance | - | - | - | - | - | - | - | - | - | - |
| Philippine Guarantee Corporation | 5,000,000,000.00 | - | - | - | - | - | - | - | - | - |
| Land Bank of the Philippine | 27,500,000,000.00 | - | - | - | - | - | - | - | - | - |
| Development Bank of the Philippines | 12,500,000,000.00 | - | - | - | - | - | - | - | - | - |

| | | | | | | | | | | |
|--|-------------------|---|---|---|---|-------------------|---|---|----------------|---|
| TOTAL, BAYANIHAN TO RECOVER AS ONE ACT | 45,000,000,000.00 | - | - | - | - | 45,000,000,000.00 | - | - | 706,350,000.00 | - |
|--|-------------------|---|---|---|---|-------------------|---|---|----------------|---|

C. SPECIAL PURPOSE FUNDS
C.1 Special Purpose Funds

C.1.a FY 2020 RA 11465 - Cont. National Disaster Risk Reduction and Management Fund (Calamity Fund) 01 1 02 401

| | | | | | | | | | | |
|---|-----------------|---|---|------------------|---------------|------------------|---|----------------|---------------|---|
| DOE - National Electrification Administration | 400300000004000 | - | - | - | - | - | - | 100,000,000.00 | - | - |
| MOOE | | - | - | - | - | - | - | 100,000,000.00 | - | - |
| Capital Outlay | | - | - | - | - | - | - | - | - | - |
| DPWH - Local Water Utilities Administration | 400300000004000 | - | - | 7,638,634.00 | 21,247,501.00 | 28,886,135.00 | - | - | 27,673,865.00 | - |
| MOOE | | - | - | 7,638,634.00 | 21,247,501.00 | 28,886,135.00 | - | - | 27,673,865.00 | - |
| Capital Outlay | | - | - | - | - | - | - | - | - | - |
| DHSUD - National Housing Authority | 400300000000000 | - | - | 1,651,887,000.00 | - | 1,651,887,000.00 | - | - | - | - |
| MOOE | | - | - | 1,651,887,000.00 | - | 1,651,887,000.00 | - | - | - | - |

CY 2021 STATEMENT OF APPROPRIATIONS, ALLOTN
DISBURSEMENTS AND BALANCES BY OBJECT OF E

As of December 31, 2021

FAR No. 1A_BT-NG OVERSIGHT_BSGC

Department : Department of Finance
Agency : BUREAU OF THE TREASURY
Operating Unit : BTr NG OVERSIGHT
Organization Code : 11-005-00-00000
Funding Source :

| | |
|---|----------------------------|
| X | New General Appropriations |
| X | Continuing Appropriations |
| X | Automatic Appropriations |
| X | Unprogrammed Funds |
| | Supplemental Appropriation |

Fund Cluster 01 RA Fund
Fund Cluster 02 - FAP Fund
Fund Cluster 03 - FAP Fund

| PARTICULARS | UACS CODE | CURRENT YEAR DISBURSEMENTS | | | | | | BALANCES | | | |
|--|------------------|----------------------------|----------------|------------------|---------------|------------------|------------|------------------------|-------------------------------|---------------------------------------|---|
| | | 1st Quarter | 2nd Quarter | 3rd Quarter | 4th Quarter | TOTAL | Unreleased | Unobligated Allotments | Unpaid Obligations | | |
| | | 16 | 17 | 18 | 19 | 20 = 16-19 | 21=5-10 | | (15-20) Due and Demandable | (23+24) Not Yet Due and Demandable | |
| 1 | 2 | | | | | | | | 23 | 24 | |
| Capital Outlay | | | | | | - | - | - | | | - |
| OEO - National Irrigation Administration | | - | 300,219,270.00 | - | - | 300,219,270.00 | - | 33,356,245.00 | - | - | - |
| MOOE | 1000000000000000 | | 300,219,270.00 | | | 300,219,270.00 | - | 33,356,245.00 | - | - | |
| Capital Outlay | | | | | | - | - | - | - | - | |
| | | - | 300,219,270.00 | 1,659,526,634.00 | 21,247,501.00 | 1,980,992,405.00 | - | 133,356,245.00 | 27,673,865.00 | | - |

C 1.b FY 2021 RA 11518 -Current_ National
Disaster Risk Reduction and Management Fund 01 1 01 401
(Calamity Fund)

| | | | | | | | | | | |
|---|---|------------------|---|---|------------------|------------------|---|----------------|---|---|
| Department of Transportation And Communication | PPA - Philippine Ports Authority | 3101000000000000 | - | - | - | - | - | 271,880,214.00 | - | - |
| Department of Public Works and Highways | LWUA - Local Water Utilities Administration | 4003000000002000 | | | | | - | 54,532,591.00 | - | - |
| Department of Energy | NEA - National Electrification Administration | 4003000000002000 | | | 22,278,757.00 | 22,278,757.00 | - | - | - | - |
| | NPC - National Power Corporation | | | | | - | - | - | - | - |
| Department of Human Settlements and Urban Development | NHMF-C - National Home Mortgage Finance Corporation | | | | | - | - | - | - | - |
| | NHA - National Housing Authority | 4003000000004000 | | | 2,195,743,807.00 | 2,195,743,807.00 | - | - | - | - |
| | SHFC - Social Housing Finance Corporation | | | | 23,971,486.00 | 23,971,486.00 | - | 163,904,483.00 | - | - |

CY 2021 STATEMENT OF APPROPRIATIONS, ALLOTMENT DISBURSEMENTS AND BALANCES BY OBJECT OF EXPENDITURE

As of December 31, 2021

FAR NO. 1A_BT-NG OVERSIGHT_BSGC

Department : Department of Finance
Agency : BUREAU OF THE TREASURY
Operating Unit : BT-NG OVERSIGHT
Organization Code : 11-005-00-00000
Funding Source :

Fund Cluster 01 RA Fund
Fund Cluster 02 - FAP Fund
Fund Cluster 03 - FAP Fund

| | |
|--|---|
| | X |
| | X |
| | X |
| | X |

New General Appropriations
Continuing Appropriations
Automatic Appropriations
Unprogrammed Funds
Supplemental Appropriation

| PARTICULARS | UACS CODE | CURRENT YEAR DISBURSEMENTS | | | | | BALANCES | | | |
|-------------|-----------|----------------------------|-------------|-------------|-------------|------------|------------|------------------------|-------------------------------|---------------------------------------|
| | | 1st Quarter | 2nd Quarter | 3rd Quarter | 4th Quarter | TOTAL | Unreleased | Unobligated Allotments | Unpaid Obligations | |
| | | | | | | | | | (15-20) Due and Demandable | (23+24) Not Yet Due and Demandable |
| 1 | 2 | 16 | 17 | 18 | 19 | 20 = 16+19 | 21=5-10 | 22=10-15 | 23 | 24 |

| | | | | | | |
|---|---------------|------------------|------------------|---|----------------|---|
| - | 22,278,757.00 | 2,219,715,293.00 | 2,241,994,050.00 | - | 490,317,286.00 | - |
|---|---------------|------------------|------------------|---|----------------|---|

| | | | | | | | | | |
|------------------------------|---|----------------|------------------|------------------|------------------|---|----------------|---------------|---|
| TOTAL, SPECIAL PURPOSE FUNDS | - | 300,219,270.00 | 1,681,804,391.00 | 2,240,962,794.00 | 4,222,986,455.00 | - | 623,673,533.00 | 27,673,865.00 | - |
|------------------------------|---|----------------|------------------|------------------|------------------|---|----------------|---------------|---|

D. CONTINGENT FUND

D.1 Contingent Fund 01 1 01 402

D.1.a FY 2021 RA 11518, Contingent Fund

Presidential Communications Operations Office 3101000000000000

IBC - Intercontinental Broadcasting Corporation

17,982,615.00

166,914,100.00

184,896,715.00

103,285.00

-

Department of Health

PHIC - Philippine Health Insurance Corporation

500,000,000.00

500,000,000.00

-

-

| | | | | | | | | |
|------------------------|---|---------------|----------------|----------------|---|------------|---|---|
| TOTAL, CONTINGENT FUND | - | 17,982,615.00 | 666,914,100.00 | 684,896,715.00 | - | 103,285.00 | - | - |
|------------------------|---|---------------|----------------|----------------|---|------------|---|---|

E. BSGC - OTHERS

E.1 BSGC - Others

E.1.a FY 2021 RA 11518

01 1 01 412

TIEZA - Tourism Infrastructure and Enterprise Zone Authority

19,000,000.00

19,000,000.00

9,606,000.00

-

-

| | | | | | | | | |
|----------------------|---|---|---------------|---------------|--------------|---|---|---|
| TOTAL, BSGC - OTHERS | - | - | 19,000,000.00 | 19,000,000.00 | 9,606,000.00 | - | - | - |
|----------------------|---|---|---------------|---------------|--------------|---|---|---|

F. AUTOMATIC APPROPRIATIONS

CY 2021 STATEMENT OF APPROPRIATIONS, ALLOT
DISBURSEMENTS AND BALANCES BY OBJECT OF E

As of December 31, 2021

FAR No. 1A_BT-NG OVERSIGHT_BSGC

Department : Department of Finance
Agency : BUREAU OF THE TREASURY
Operating Unit : BT-NG OVERSIGHT
Organization Code : 11-005-00-00000
Funding Source :

| | |
|---|----------------------------|
| X | New General Appropriations |
| X | Continuing Appropriations |
| X | Automatic Appropriations |
| X | Unprogrammed Funds |
| | Supplemental Appropriation |

Fund Cluster 01 RA Fund
Fund Cluster 02 - FAP Fund
Fund Cluster 03 - FAP Fund

| PARTICULARS | UACS CODE | CURRENT YEAR DISBURSEMENTS | | | | | | BALANCES | | | |
|-------------|-----------|----------------------------|-------------|-------------|-------------|------------|------------|------------------------|-------------------------------|---------------------------------------|--|
| | | 1st Quarter | 2nd Quarter | 3rd Quarter | 4th Quarter | TOTAL | Unreleased | Unobligated Allotments | Unpaid Obligations | | |
| | | 16 | 17 | 18 | 19 | 20 = 16-19 | | | (15-20) Due and Demandable | (23+24) Not Yet Due and Demandable | |
| 1 | 2 | | | | | | 21=5-10 | 22=10-15 | 23 | 24 | |

F.1 Automatic Appropriation 01 1 04 105

F.1.a FY 2021 RA 11518, Auto., Customs Duties
and Taxes, Including Tax Expenditures

DEPARTMENT OF FINANCE

PDIC - Philippine Deposit Insurance Corporation 401600000000000 1,748,412,481.00 1,795,012,061.00 17,760,162.00 3,561,184,704.00
GSIS - Government Service Insurance System 6,045,821.00 6,045,821.00

DEPARTMENT OF TRADE AND INDUSTRY

SBC - Small Business Corporation

PRESIDENTIAL COMMUNICATIONS OPERATIONS
OFFICE 401600000000000

Intercontinental Broadcasting Corporation
People's Television Network, Inc.

SUB - TOTAL, AUTOMATIC APPROPRIATIONS

- 1,748,412,481.00 1,795,012,061.00 141,641,379.00 3,685,065,921.00

TOTAL, AUTOMATIC APPROPRIATION

- 1,748,412,481.00 1,795,012,061.00 141,641,379.00 3,685,065,921.00

G. UNPROGRAMMED FUND 05

G.1.a FY 2021 RA 11518, Unprogrammed Fund -
BSGC 01 1 05 427

Department of Agriculture

CY 2021 STATEMENT OF APPROPRIATIONS, ALLOTTM
DISBURSEMENTS AND BALANCES BY OBJECT OF E;

As of December 31, 2021

FAR No. 1A_BT-NG OVERSIGHT_BSGC

Department : Department of Finance
Agency : BUREAU OF THE TREASURY
Operating Unit : BT-NG OVERSIGHT
Organization Code : 11-005-00-00000
Funding Source :

Fund Cluster 01 RA Fund
Fund Cluster 02 - FAP Fund
Fund Cluster 03 - FAP Fund

| | |
|---|----------------------------|
| X | New General Appropriations |
| X | Continuing Appropriations |
| X | Automatic Appropriations |
| X | Unprogrammed Funds |
| | Supplemental Appropriation |

| PARTICULARS | UACS CODE | CURRENT YEAR DISBURSEMENTS | | | | | BALANCES | | | |
|-------------------------------|------------------|----------------------------|-------------|-------------|-------------|------------|------------|---------------------------|----------------------------------|--|
| | | 1st Quarter | 2nd Quarter | 3rd Quarter | 4th Quarter | TOTAL | Unreleased | Unobligated Allotments | Unpaid Obligations | |
| | | 16 | 17 | 18 | 19 | 20 = 16+19 | | | (15-20) Due and Demandable | (23+24) Not Yet Due and Demandable |
| 1 | 2 | | | | | | 21=5-10 | 22=10-15 | 23 | 24 |
| NFA - National Food Authority | 3101000000000000 | 7,464,815,000.00 | | | | | - | - | - | - |

| | | | | | | | | | | |
|---------------------------------|------------------|---|---|---|---|------------------|---|---|---|---|
| Total, Unprogrammed Fund - BSGC | 7,464,815,000.00 | - | - | - | - | 7,464,815,000.00 | - | - | - | - |
|---------------------------------|------------------|---|---|---|---|------------------|---|---|---|---|

G.2 Unprogrammed Fund

G.2.a FY 2021 RA 11518, Unprogrammed Fund -
Support to Foreign-Assisted Projects 01 1 05 428

Department of Agriculture

NDA - National Dairy Authority

3101000000000000

3,061,402.00

3,061,402.00

408,238,598.00

-

Other Executive Order

NIA - National Irrigation Administration

3101000000000000

-

173,774,000.00

-

| | | | | | | | | | | |
|---|---|---|---|---|--------------|--------------|---|----------------|---|---|
| Total, BSGC - Unprogrammed Fund - Support to Foreign-Assisted Proje | - | - | - | - | 3,061,402.00 | 3,061,402.00 | - | 582,012,598.00 | - | - |
|---|---|---|---|---|--------------|--------------|---|----------------|---|---|

G.3 Unprogrammed Fund

G.3.a FY 2020 RA 11465, Continuing Appro. -
Support to Foreign-Assisted Projects 01 1 02 428

Department of Agriculture

NDA - National Dairy Authority

3101000000000000

169,019,461.00

25,474,364.00

194,493,825.00

43,856,675.00

Other Executive Order

NIA - National Irrigation Administration

3101000000000000

-

-

-

180,857,000.00

CY 2021 STATEMENT OF APPROPRIATIONS, ALLOTMENT DISBURSEMENTS AND BALANCES BY OBJECT OF EXPENDITURE

As of December 31, 2021

FAR No. 1A_BT-NG OVERSIGHT_BSGC

Department : Department of Finance
Agency : BUREAU OF THE TREASURY
Operating Unit : BT-NG OVERSIGHT
Organization Code : 11-005-00-000000
Funding Source : Fund Cluster 01 RA Fund
Fund Cluster 02 - FAP Fund
Fund Cluster 03 - FAP Fund

| | |
|--|---|
| | X |
| | X |
| | X |
| | X |

| | |
|--|----------------------------|
| | New General Appropriations |
| | Continuing Appropriations |
| | Automatic Appropriations |
| | Unprogrammed Funds |
| | Supplemental Appropriation |

| PARTICULARS | UACS CODE | CURRENT YEAR DISBURSEMENTS | | | | BALANCES | | | |
|--|-----------|----------------------------|-------------|-------------|-------------|-------------------|-------------------|------------------------|---|
| | | 1st Quarter | 2nd Quarter | 3rd Quarter | 4th Quarter | TOTAL | Unreleased | Unobligated Allotments | Unpaid Obligations |
| | | 16 | 17 | 18 | 19 | 20 = 16+19 | 21=5-10 | 22=10-15 | (15-20) Due and Demandable (23+24) Not Yet Due and Demandable |
| 1 | 2 | 16 | 17 | 18 | 19 | 20 = 16+19 | 21=5-10 | 22=10-15 | 23 24 |
| Total, BSGC - Unprogrammed Fund - Support to Foreign-Assisted Projects | | 169,019,461.00 | | | | 25,474,364.00 | 194,493,825.00 | - | 224,713,675.00 |
| TOTAL, UNPROGRAMMED FUNDS | | 7,464,815,000.00 | | | | 169,019,461.00 | 28,535,766.00 | 7,662,370,227.00 | 582,012,598.00 224,713,675.00 |
| GRAND TOTAL | | 63,170,182,045.00 | | | | 70,527,679,009.00 | 48,034,966,507.00 | 21,132,442,010.00 | 202,865,269,571.00 8,547,612,630.00 21,896,358,207.00 15,317,363,565.00 |


* BSGC - Capital Outlay

Certified correct:



CYNTHIA C. AGBIN
CTOO II, Bureau Budget Division


AVELINA H. ZUMARRAGA
CTOO II, Miscellaneous Accounts Accounting Division

Recommended by:


MARITES B. MASARAP
Director III, Accounting Service

Approved by:


EDUARDO ANTHONY G. MARINO, III
OIC - Deputy Treasurer of the Philippines