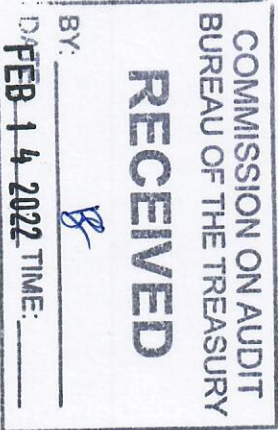


CY 2021 STATEMENT OF APPROPRIATIONS,
ALLOTMENTS, OBLIGATIONS, DISBURSEMENTS,
AND BALANCES (SAAO DB)
As of December 31, 2021

Department : Department of Finance
Agency : BUREAU OF THE TREASURY
Operating Unit : BTR NG OVERSIGHT
Organization Code : 11-005-00-00000
Funding Source :

Fund Cluster 01_RA Fund
Fund Cluster 02_FAP Fund
Fund Cluster 03_FAP Fund



FAR No. 1_BT NG OVERSIGHT_BSGC			
X	New General Appropriations		
X	Continuing Appropriations		
X	Automatic Appropriations		
X	Unprogrammed Funds		
X	Supplemental Appropriation		

PARTICULARS	UACS CODE	APPROPRIATIONS				ALLOTMENTS				CURRENT YEAR OBLIGATIONS				
		Authorized Appropriation	Adjustments	Adjusted Appropriation	Allotments received	Adjustments	Tra nsfe r To	Tra nsfe r Fro	Adjusted Total Allotments	1st Quarter	2nd Quarter	3rd Quarter	4th Quarter	TOTAL
1	2	3	4	5=3+4	6	7	8	9	10=6+7-8+9	11	12	13	14	15=11:14
A. NEW GENERAL APPROPRIATIONS														
A.1 BUDGETARY SUPPORT TO GOVERNMENT CORPORATIONS														
Regular Agency Fund (01)														
A.1.a FY 2021 RA 11518, Budgetary Support to Government Corporations														
Maintenance and Other Operating Expenses	01 1 01 277	143,857,088,000.00	-	143,857,088,000.00	142,246,249,455.00				142,246,249,455.00	9,972,550,504.00	56,338,653,965.00	43,048,930,519.00	15,396,421,284.00	124,756,556,272.00
Capital Outlay	50600000 00	-	-	-					-					-
Total		143,857,088,000.00	-	143,857,088,000.00	142,246,249,455.00	-	-	-	142,246,249,455.00	9,972,550,504.00	56,338,653,965.00	43,048,930,519.00	15,396,421,284.00	124,756,556,272.00
A.1.b FY 2021 RA 11518, Equity Contribution														
Maintenance and Other Operating Expenses	01 1 01 276		-	-					-		28,635,269.00	40,094,845.00	365,512,161.00	434,242,275.00
Capital Outlay	50600000 00	1,088,818,000.00	-	1,088,818,000.00	1,043,929,000.00				1,043,929,000.00	-	28,635,269.00	40,094,845.00	365,512,161.00	434,242,275.00
Total		1,088,818,000.00	-	1,088,818,000.00	1,043,929,000.00	-	-	-	1,043,929,000.00		28,635,269.00	40,094,845.00	365,512,161.00	434,242,275.00
Total, Regular Agency Fund		144,945,906,000.00	-	144,945,906,000.00	143,290,178,455.00		-	-	143,290,178,455.00	9,972,550,504.00	56,367,289,234.00	43,089,025,364.00	15,761,933,445.00	125,190,798,547.00
Foreign - Assisted Projects Fund (02)														
A.1.c FY 2021 RA 11518, Foreign Assisted Projects Fund - GoP Counterpart Funds														
Maintenance and Other Operating Expenses	02 1 01 151	1,524,907,000.00	-	1,524,907,000.00	1,524,907,000.00				1,524,907,000.00	381,227,000.00	521,940,000.00	335,553,000.00	286,187,000.00	1,524,907,000.00

CY 2021 STATEMENT OF APPROPRIATIONS,
ALLOTMENTS, OBLIGATIONS, DISBURSEMENTS,
AND BALANCES (SAADB)
As of December 31, 2021

Department : Department of Finance
Agency : BUREAU OF THE TREASURY
Operating Unit : BTR NG OVERSIGHT
Organization Code : 11-005-00-00000
Funding Source : Fund Cluster 01_RA Fund
Fund Cluster 02_FAP Fund
Fund Cluster 03_FAP Fund

FAR No. 1_BTR NG OVERSIGHT_BSGC				
	X	New General Appropriations		
	X	Continuing Appropriations		
	X	Automatic Appropriations		
	X	Unprogrammed Funds		
	X	Supplemental Appropriation		

PARTICULARS	UACS CODE	APPROPRIATIONS				ALLOTMENTS					CURRENT YEAR OBLIGATIONS				
		Authorized Appropriation	Adjustments	Adjusted Appropriation	5=3+4	Allotments received	Adjustments	Transfer to	Transfer from	Adjusted Total Allotments	1st Quarter	2nd Quarter	3rd Quarter	4th Quarter	TOTAL
1	2	3	4	5=3+4	6	7	8	9	10=6+7-8+9	11	12	13	14	15=11:14	
Capital Outlay	506000000 00			-					-					-	
Total		1,524,907,000.00	-	1,524,907,000.00	1,524,907,000.00	-	-	-	1,524,907,000.00	381,227,000.00	521,940,000.00	335,553,000.00	286,187,000.00	1,524,907,000.00	
A.1.d FY 2021 RA 11518, Foreign Assisted Projects Fund - China	02 1 01 157														
	Maintenance and Other Operating Expenses	502000000 00	900,000,000.00	-	900,000,000.00	900,000,000.00			900,000,000.00					-	
	Capital Outlay	506000000 00		-	-				-					-	
	Total		900,000,000.00	-	900,000,000.00	900,000,000.00	-	-	900,000,000.00	-	-	-	-	-	
A.1.e FY 2021 RA 11518, Foreign Assisted Projects Fund - Korea	02 1 01 168														
	Maintenance and Other Operating Expenses	502000000 00	795,963,000.00	-	795,963,000.00	795,963,000.00			795,963,000.00					-	
	Capital Outlay	506000000 00		-	-				-					-	
	Total		795,963,000.00	-	795,963,000.00	795,963,000.00	-	-	795,963,000.00	-	-	-	-	-	
Total, Foreign Assisted Projects Funds		3,220,870,000.00	-	3,220,870,000.00	3,220,870,000.00	-	-	-	3,220,870,000.00	381,227,000.00	521,940,000.00	335,553,000.00	286,187,000.00	1,524,907,000.00	
SUB - TOTAL, BUDGETARY SUPPORT TO GOCC		148,166,776,000.00	-	148,166,776,000.00	146,511,048,455.00	-	-	-	146,511,048,455.00	10,353,777,504.00	56,889,229,234.00	43,424,578,364.00	16,048,120,445.00	126,715,705,547.00	
Maintenance and Other Operating Expenses		147,077,958,000.00	-	147,077,958,000.00	145,467,119,455.00	-	-	-	145,467,119,455.00	10,353,777,504.00	56,860,593,965.00	43,384,483,519.00	15,682,608,284.00	126,281,463,272.00	
Capital Outlay		1,088,818,000.00	-	1,088,818,000.00	1,043,929,000.00	-	-	-	1,043,929,000.00	-	28,635,269.00	40,094,845.00	365,512,161.00	434,242,275.00	
A.2 BUDGETARY SUPPORT TO GOVERNMENT CORPORATIONS															
Continuing Appropriation (02)															

CY 2021 STATEMENT OF APPROPRIATIONS,
ALLOTMENTS, OBLIGATIONS, DISBURSEMENTS
AND BALANCES (SAADB)
As of December 31, 2021

Department : Department of Finance
Agency : BUREAU OF THE TREASURY
Operating Unit : BTR NG OVERSIGHT
Organization Code : 11-005-00-00000
Funding Source :
Fund Cluster 01_RA Fund
Fund Cluster 02_FAP Fund
Fund Cluster 03_FAP Fund

FAR No. 1_BTR NG OVERSIGHT_BSGC			
	X	New General Appropriations	
	X	Continuing Appropriations	
	X	Automatic Appropriations	
	X	Unprogrammed Funds	
	X	Supplemental Appropriation	

PARTICULARS	UACS CODE	APPROPRIATIONS			ALLOTMENTS					CURRENT YEAR OBLIGATIONS				
		Authorized Appropriation	Adjustments	Adjusted Appropriation	Allotments received	Adjustments	Transferred to FY 2021	Transferred to FY 2022	Adjusted Total Allotments	1st Quarter	2nd Quarter	3rd Quarter	4th Quarter	TOTAL
1	2	3	4	5=3+4	6	7	8	9	10=6+7-8+9	11	12	13	14	15=11+14
A.2.a FY 2020 RA 11465, Budgetary Support to Government Corporations	01 1 02 276													
Maintenance and Other Operating Expenses	50200000 00		-	-	90,000,000.00	370,127,011.00			460,127,011.00	56,255,173.00	313,871,838.00			370,127,011.00
Capital Outlay	50600000 00	296,317,000.00	578,516,011.00	874,833,011.00	90,000,000.00	370,127,011.00	-	-	460,127,011.00	56,255,173.00	313,871,838.00	-	-	370,127,011.00
SUB - TOTAL, CONTINUING APPROPRIATION		296,317,000.00	578,516,011.00	874,833,011.00										
A.2.b FY 2020 RA 11465, Budgetary Support to Government Corporations	01 1 02 277													
Maintenance and Other Operating Expenses	50200000 00	7,797,291,434.00	26,672,774,254.00	34,470,065,688.00	1,121,329,349.00	26,881,163,254.00			28,002,482,603.00	305,334,368.00	26,946,317,539.00	(626,810,304.00)	572,425,117.00	27,197,266,720.00
Capital Outlay	50600000 00		-	-	1,121,329,349.00	26,881,163,254.00	-	-	28,002,482,603.00	305,334,368.00	26,946,317,539.00	(626,810,304.00)	572,425,117.00	27,197,266,720.00
SUB - TOTAL, CONTINUING APPROPRIATION		7,797,291,434.00	26,672,774,254.00	34,470,065,688.00	1,121,329,349.00	26,881,163,254.00	-	-	28,002,482,603.00	305,334,368.00	26,946,317,539.00	(626,810,304.00)	572,425,117.00	27,197,266,720.00
Foreign - Assisted Projects Fund (02)														
A.2.c FY 2020 RA 11465, Foreign Assisted Projects Fund - China	02 1 02 157													
Maintenance and Other Operating Expenses	50200000 00		1,091,477,000.00	1,091,477,000.00		1,091,477,000.00			1,091,477,000.00		1,091,477,000.00		-	1,091,477,000.00
Capital Outlay	50600000 00		-	-		1,091,477,000.00	-	-	1,091,477,000.00		1,091,477,000.00		-	1,091,477,000.00
Total		-	1,091,477,000.00	1,091,477,000.00	-	1,091,477,000.00	-	-	1,091,477,000.00	-	1,091,477,000.00		-	1,091,477,000.00
A.2.d FY 2020 RA 11465, Foreign Assisted Projects Fund - Korea	02 1 02 168													
Maintenance and Other Operating Expenses	50200000 00		575,000,000.00	575,000,000.00		575,000,000.00			575,000,000.00		575,000,000.00		-	575,000,000.00
Capital Outlay	50600000 00		-	-		575,000,000.00			575,000,000.00		575,000,000.00		-	575,000,000.00
Total		-	575,000,000.00	575,000,000.00	-	575,000,000.00	-	-	575,000,000.00	-	575,000,000.00		-	575,000,000.00

CY 2021 STATEMENT OF APPROPRIATIONS,
ALLOTMENTS, OBLIGATIONS, DISBURSEMENTS
AND BALANCES (SAODB)
As of December 31, 2021

Department : Department of Finance
Agency : BUREAU OF THE TREASURY
Operating Unit : BTR NG OVERSIGHT
Organization Code : 11-005-00-00000
Funding Source :

Fund Cluster 01_RA Fund
Fund Cluster 02_FAP Fund
Fund Cluster 03_FAP Fund

FAR No. 1_BTR NG OVERSIGHT_BSGC

X	New General Appropriations
X	Continuing Appropriations
X	Automatic Appropriations
X	Unprogrammed Funds
X	Supplemental Appropriation

PARTICULARS	UACS CODE	APPROPRIATIONS			ALLOTMENTS					CURRENT YEAR OBLIGATIONS				
		Authorized Appropriation	Adjustments	Adjusted Appropriation	Allotments received	Adjustments	Transfer to Fund	Transfer from Fund	Adjusted Total Allotments	1st Quarter	2nd Quarter	3rd Quarter	4th Quarter	TOTAL
1	2	3	4	5=3+4	6	7	8	9	10=6+7+8+9	11	12	13	14	15=11+14
A.2.e FY 2020 RA 11465, Foreign Assisted Projects Fund - United States	02 1 02 177													
	Maintenance and Other Operating Expenses	50200000 00	-	-	-				-					-
	Capital Outlay	50600000 00		-	-				-					-
	Total		-	-	-	-	-	-	-	-	-	-	-	-
	Total, Foreign Assisted Projects Funds		-	1,666,477,000.00	1,666,477,000.00	-		-	1,666,477,000.00	-	1,666,477,000.00	-	-	1,666,477,000.00
TOTAL, NEW GENERAL APPROPRIATIONS		8,093,608,434.00	28,917,767,265.00	37,011,375,699.00	1,211,329,349.00	28,917,767,265.00	-	-	30,129,096,614.00	361,589,541.00	28,926,666,377.00	(626,810,304.00)	572,425,117.00	29,233,870,731.00
		156,260,384,434.00	28,917,767,265.00	185,178,151,699.00	147,722,377,804.00	28,917,767,265.00	-	-	176,640,145,069.00	10,715,367,045.00	85,815,895,611.00	42,797,768,060.00	16,620,545,562.00	155,949,576,278.00
		154,875,249,434.00	28,339,251,254.00	183,214,500,688.00	146,588,448,804.00	28,547,640,254.00	-	-	175,136,089,058.00	10,659,111,872.00	85,473,388,504.00	42,757,673,215.00	16,255,033,401.00	155,145,206,992.00
		1,385,135,000.00	578,516,011.00	1,963,651,011.00	1,133,929,000.00	370,127,011.00	-	-	1,504,056,011.00	56,255,173.00	342,507,107.00	40,094,845.00	365,512,161.00	804,369,286.00
B. BAYANIHAN TO RECOVER AS ONE ACT		-	-	-	-	-	-	-	-	-	-	-	-	-
B.1 Regular Agency Fund, FY 2021 Continuing Approp., Republic Act No. 11494, Bayanihan to Recover As One Act	01 1 02 415													
Maintenance and Other Operating Expenses	50200000 00		706,350,000.00	706,350,000.00	706,350,000.00	706,350,000.00			706,350,000.00	706,350,000.00	706,350,000.00			706,350,000.00
Capital Outlay	50600000 00	45,000,000,000.00	-	45,000,000,000.00	45,000,000,000.00	-	-	-	45,000,000,000.00	45,000,000,000.00	-	-	-	45,000,000,000.00
Total		45,000,000,000.00	706,350,000.00	45,706,350,000.00	45,000,000,000.00	706,350,000.00	-	-	45,706,350,000.00	45,000,000,000.00	706,350,000.00	-	-	45,706,350,000.00
TOTAL, BAYANIHAN TO RECOVER AS ONE ACT	-	45,000,000,000.00	706,350,000.00	45,706,350,000.00	45,000,000,000.00	706,350,000.00	-	-	45,706,350,000.00	45,000,000,000.00	706,350,000.00	-	-	45,706,350,000.00
		-	706,350,000.00	706,350,000.00	-	706,350,000.00	-	-	706,350,000.00	-	706,350,000.00	-	-	706,350,000.00
		45,000,000,000.00	-	45,000,000,000.00	45,000,000,000.00	-	-	-	45,000,000,000.00	-	-	-	-	45,000,000,000.00
SPECIAL PURPOSE FUNDS														

CY 2021 STATEMENT OF APPROPRIATIONS,
ALLOTMENTS, OBLIGATIONS, DISBURSEMENTS
AND BALANCES (SAAODB)
As of December 31, 2021

Department : Department of Finance
Agency : BUREAU OF THE TREASURY
Operating Unit : BTR NG OVERSIGHT
Organization Code : 11-005-00-00000
Funding Source :
Fund Cluster 01_RA Fund
Fund Cluster 02_FAP Fund
Fund Cluster 03_FAP Fund

FAR No. 1_BTR NG OVERSIGHT_BSGC	
X	New General Appropriations
X	Continuing Appropriations
X	Automatic Appropriations
X	Unprogrammed Funds
X	Supplemental Appropriation

PARTICULARS	UACS CODE	APPROPRIATIONS			ALLOTMENTS					CURRENT YEAR OBLIGATIONS				
		Authorized Appropriation	Adjustments	Adjusted Appropriation	Allotments received	Adjustments	Transfer To	Transfer From	Adjusted Total Allotments	1st Quarter	2nd Quarter	3rd Quarter	4th Quarter	TOTAL
1	2	3	4	5=3+4	6	7	8	9	10=6+7-8+9	11	12	13	14	15=11:14
C.1 FY 2020 RA 11465 - Cont. National Disaster Risk Reduction and Management Fund (Calamity Fund)	01 1 02 401													
Maintenance and Other Operating Expenses	50200000 00	1,785,243,245.00	356,779,270.00	2,142,022,515.00	1,785,243,245.00	356,779,270.00			2,142,022,515.00		356,779,270.00	1,651,887,000.00		2,008,666,270.00
Capital Outlay	50600000 00		-	-					-		356,779,270.00	1,651,887,000.00	-	2,008,666,270.00
Total		1,785,243,245.00	356,779,270.00	2,142,022,515.00	1,785,243,245.00	356,779,270.00	-		2,142,022,515.00	-				
C.2 FY 2021 RA 11518 - National Disaster Risk Reduction and Management Fund (Calamity Fund)	01 1 01 401													
Maintenance and Other Operating Expenses	50200000 00	2,732,311,338.00	-	2,732,311,338.00	2,732,311,338.00				2,732,311,338.00			22,278,757.00	2,219,715,293.00	2,241,994,050.00
Capital Outlay	50600000 00		-	-					-			22,278,757.00	2,219,715,293.00	2,241,994,050.00
Total		2,732,311,338.00	-	2,732,311,338.00	2,732,311,338.00	-	-		2,732,311,338.00	-				
TOTAL, SPECIAL PURPOSE FUNDS		4,517,554,583.00	356,779,270.00	4,874,333,853.00	4,517,554,583.00	356,779,270.00	-		4,874,333,853.00	-	356,779,270.00	1,674,165,757.00	2,219,715,293.00	4,250,660,320.00
Maintenance and Other Operating Expenses		4,517,554,583.00	356,779,270.00	4,874,333,853.00	4,517,554,583.00	356,779,270.00	-		4,874,333,853.00	-	356,779,270.00	1,674,165,757.00	2,219,715,293.00	4,250,660,320.00
Capital Outlay		-	-	-	-	-	-		-	-		-	-	-
D. CONTINGENT FUND														
D.1 FY 2021 RA 11518, Contingent Fund	01 1 01 402													
Maintenance and Other Operating Expenses	50200000 00	685,000,000.00	-	685,000,000.00	685,000,000.00				685,000,000.00			17,982,615.00	666,914,100.00	684,896,715.00
Capital Outlay	50600000 00		-	-					-			17,982,615.00	666,914,100.00	684,896,715.00
Total		685,000,000.00	-	685,000,000.00	685,000,000.00	-	-		685,000,000.00	-				
TOTAL, CONTINGENT FUND		685,000,000.00	-	685,000,000.00	685,000,000.00	-	-		685,000,000.00	-		17,982,615.00	666,914,100.00	684,896,715.00

CY 2021 STATEMENT OF APPROPRIATIONS,
ALLOTMENTS, OBLIGATIONS, DISBURSEMENTS
AND BALANCES (SAAODB)
As of December 31, 2021

Department : Department of Finance
Agency : BUREAU OF THE TREASURY
Operating Unit : BTR NG OVERSIGHT
Organization Code : 11-005-00-00000
Funding Source : Fund Cluster 01_RA Fund
Fund Cluster 02_FAP Fund
Fund Cluster 03_FAP Fund

FAR No. 1_BTR NG OVERSIGHT_BSGC			
	X	New General Appropriations	
	X	Continuing Appropriations	
	X	Automatic Appropriations	
	X	Unprogrammed Funds	
	X	Supplemental Appropriation	

PARTICULARS	UACS CODE	APPROPRIATIONS			ALLOTMENTS					CURRENT YEAR OBLIGATIONS				
		Authorized Appropriation	Adjustments	Adjusted Appropriation	Allotments received	Adjustments	Transfer To	Transfer From	Adjusted Total Allotments	1st Quarter	2nd Quarter	3rd Quarter	4th Quarter	TOTAL
1	2	3	4	5=3+4	6	7	8	9	10=6+7-8+9	11	12	13	14	15=11+14
Maintenance and Other Operating Expenses Capital Outlay		685,000,000.00	-	685,000,000.00	685,000,000.00	-	-	-	685,000,000.00	-	-	17,982,615.00	666,914,100.00	684,896,715.00
E. BSGC - OTHERS														
E.1 FY 2021 RA 11518 - BSGC - Others	01 1 01 412													
Maintenance and Other Operating Expenses	50200000 00	28,606,000.00	-	28,606,000.00	19,000,000.00				19,000,000.00				19,000,000.00	19,000,000.00
Capital Outlay	50600000 00		-	-			-	-	-				19,000,000.00	-
Total		28,606,000.00	-	28,606,000.00	19,000,000.00		-	-	19,000,000.00				19,000,000.00	19,000,000.00
TOTAL, BSGC - OTHERS		28,606,000.00	-	28,606,000.00	19,000,000.00		-	-	19,000,000.00				19,000,000.00	19,000,000.00
Maintenance and Other Operating Expenses		28,606,000.00	-	28,606,000.00	19,000,000.00		-	-	19,000,000.00				19,000,000.00	19,000,000.00
Capital Outlay		-	-	-	-		-	-	-				-	-
F. AUTOMATIC APPROPRIATIONS														
F.1 FY 2021 RA 11518, Auto., Customs duties and taxes, including tax expenditures	01 1 04 105													
Maintenance and Other Operating Expenses	50200000 00	3,765,491,965.00	(80,426,044.00)	3,685,065,921.00	3,765,491,965.00	(80,426,044.00)			3,685,065,921.00		1,748,412,481.00	1,795,012,061.00	141,641,379.00	3,685,065,921.00
Capital Outlay	50600000 00		-	-			-	-	-					-
Total		3,765,491,965.00	(80,426,044.00)	3,685,065,921.00	3,765,491,965.00	(80,426,044.00)	-	-	3,685,065,921.00		1,748,412,481.00	1,795,012,061.00	141,641,379.00	3,685,065,921.00
TOTAL, AUTOMATIC APPROPRIATIONS		3,765,491,965.00	(80,426,044.00)	3,685,065,921.00	3,765,491,965.00	(80,426,044.00)	-	-	3,685,065,921.00		1,748,412,481.00	1,795,012,061.00	141,641,379.00	3,685,065,921.00
Maintenance and Other Operating Expenses		3,765,491,965.00	(80,426,044.00)	3,685,065,921.00	3,765,491,965.00	(80,426,044.00)	-	-	3,685,065,921.00		1,748,412,481.00	1,795,012,061.00	141,641,379.00	3,685,065,921.00
Capital Outlay		-	-	-	-	-	-	-	-					-

CY 2021 STATEMENT OF APPROPRIATIONS,
ALLOTMENTS, OBLIGATIONS, DISBURSEMENTS
AND BALANCES (SAADB)

As of December 31, 2021

Department : Department of Finance
Agency : BUREAU OF THE TREASURY
Operating Unit : BTR NG OVERSIGHT
Organization Code : 11-005-00-00000
Funding Source : Fund Cluster 01_RA Fund
Fund Cluster 02_FAP Fund
Fund Cluster 03_FAP Fund

FAR No. 1_BTR NG OVERSIGHT_BSGC			
	X	New General Appropriations	
	X	Continuing Appropriations	
	X	Automatic Appropriations	
	X	Unprogrammed Funds	
	X	Supplemental Appropriation	

PARTICULARS	UACS CODE	APPROPRIATIONS			ALLOTMENTS					CURRENT YEAR OBLIGATIONS				
		Authorized Appropriation	Adjustments	Adjusted Appropriation	Allotments received	Adjustments	Transfer To	Transfer From	Adjusted Total Allotments	1st Quarter	2nd Quarter	3rd Quarter	4th Quarter	TOTAL
1	2	3	4	5=3+4	6	7	8	9	10=6+7-8+9	11	12	13	14	15=11+14
G. UNPROGRAMMED FUND														
G.1 FY 2021 RA 11518, Unprogrammed Fund - BSGC	01 1 05 427													
Maintenance and Other Operating Expenses	502000000 00	7,464,815,000.00	-	7,464,815,000.00	7,464,815,000.00				7,464,815,000.00	7,464,815,000.00				7,464,815,000.00
Capital Outlay	506000000 00	7,464,815,000.00	-	7,464,815,000.00	7,464,815,000.00	-	-	-	7,464,815,000.00	7,464,815,000.00	-	-	-	7,464,815,000.00
Total		7,464,815,000.00	-	7,464,815,000.00	7,464,815,000.00	-	-	-	7,464,815,000.00	7,464,815,000.00	-	-	-	7,464,815,000.00
G.2 FY 2021 RA 11518, Unprogrammed Fund - Support to Foreign-Assisted Projects	01 1 05 428													
Maintenance and Other Operating Expenses	502000000 00	585,074,000.00	-	585,074,000.00	585,074,000.00				585,074,000.00				3,061,402.00	3,061,402.00
Capital Outlay	506000000 00	585,074,000.00	-	585,074,000.00	585,074,000.00	-	-	-	585,074,000.00	-	-	-	3,061,402.00	3,061,402.00
Total		585,074,000.00	-	585,074,000.00	585,074,000.00	-	-	-	585,074,000.00	-	-	-	3,061,402.00	3,061,402.00
G.3 FY 2020 RA 11465, Continuing Appro - Support to Foreign-Assisted Projects	01 1 02 428													
Maintenance and Other Operating Expenses	502000000 00		419,207,500.00	419,207,500.00		419,207,500.00			419,207,500.00		419,207,500.00			419,207,500.00
Capital Outlay	506000000 00		-	-		419,207,500.00	-	-	419,207,500.00	-	419,207,500.00	-	-	419,207,500.00
Total			419,207,500.00	419,207,500.00	-	419,207,500.00	-	-	419,207,500.00	-	419,207,500.00	-	-	419,207,500.00
TOTAL, UNPROGRAMMED FUND														
Maintenance and Other Operating Expenses		8,049,889,000.00	419,207,500.00	8,469,096,500.00	8,049,889,000.00	419,207,500.00	-	-	8,469,096,500.00	7,464,815,000.00	419,207,500.00	-	3,061,402.00	7,887,083,902.00
Capital Outlay		8,049,889,000.00	419,207,500.00	8,469,096,500.00	8,049,889,000.00	419,207,500.00	-	-	8,469,096,500.00	7,464,815,000.00	419,207,500.00	-	3,061,402.00	7,887,083,902.00
GRAND TOTAL														
Maintenance and Other Operating Expenses		218,306,925,982.00	30,319,677,991.00	248,626,603,973.00	209,759,313,352.00	30,319,677,991.00	-	-	240,078,991,343.00	63,180,182,045.00	89,046,644,862.00	46,284,928,493.00	19,670,877,736.00	218,182,633,136.00
Capital Outlay		171,921,790,982.00	29,741,161,980.00	201,662,952,962.00	163,625,384,352.00	29,949,560,980.00	-	-	193,574,935,332.00	18,123,926,872.00	88,704,137,755.00	46,244,833,648.00	19,305,365,575.00	172,378,263,850.00
		46,385,135,000.00	578,516,011.00	46,963,651,011.00	46,133,929,000.00	370,127,011.00	-	-	46,506,056,011.00	45,056,255,173.00	342,507,107.00	40,094,845.00	365,512,161.00	45,804,369,286.00

CY 2021 STATEMENT OF APPROPRIATIONS,
ALLOTMENTS, OBLIGATIONS, DISBURSEMENTS
AND BALANCES (SAODB)
As of December 31, 2021

Department : Department of Finance
Agency : BUREAU OF THE TREASURY
Operating Unit : BTR-NG OVERSIGHT
Organization Code : 11-005-00-00000
Funding Source : Fund Cluster 01_RA Fund
Fund Cluster 02_FAP Fund
Fund Cluster 03_FAP Fund

FAR No. 1_BTR-NG OVERSIGHT_BSGC			
	X	New General Appropriations	
	X	Continuing Appropriations	
	X	Automatic Appropriations	
	X	Unprogrammed Funds	
	X	Supplemental Appropriation	

PARTICULARS	UACS CODE	APPROPRIATIONS			ALLOTMENTS					CURRENT YEAR OBLIGATIONS				
		Authorized Appropriation	Adjustments	Adjusted Appropriation	Allotments received	Adjustments	Transferred To	Transferred From	Adjusted Total Allotments	1st Quarter	2nd Quarter	3rd Quarter	4th Quarter	TOTAL
1	2	3	4	5=3+4	6	7	8	9	10=6+7-8+9	11	12	13	14	15=11:14
SUMMARY														
A. New General Appropriations														
Regular Agency Fund (01)														
Maintenance and Other Operating Expenses	502000000 00	143,857,088,000.00	-	143,857,088,000.00	142,246,249,455.00	-	-	-	142,246,249,455.00	9,972,550,504.00	56,338,653,965.00	43,048,930,519.00	15,396,421,284.00	124,756,556,272.00
Capital Outlay	506000000 00	1,088,818,000.00	-	1,088,818,000.00	1,043,929,000.00	-	-	-	1,043,929,000.00	-	28,635,269.00	40,094,845.00	365,512,161.00	434,242,275.00
Total		144,945,906,000.00	-	144,945,906,000.00	143,290,178,455.00	-	-	-	143,290,178,455.00	9,972,550,504.00	56,367,289,234.00	43,089,025,364.00	15,761,933,445.00	125,190,798,547.00
Foreign Assisted Projects Fund (02)														
Maintenance and Other Operating Expenses	502000000 00	3,220,870,000.00	-	3,220,870,000.00	3,220,870,000.00	-	-	-	3,220,870,000.00	381,227,000.00	521,940,000.00	335,553,000.00	286,187,000.00	1,524,907,000.00
Capital Outlay	506000000 00	-	-	-	-	-	-	-	-	-	-	-	-	-
Total		3,220,870,000.00	-	3,220,870,000.00	3,220,870,000.00	-	-	-	3,220,870,000.00	381,227,000.00	521,940,000.00	335,553,000.00	286,187,000.00	1,524,907,000.00
Continuing Appropriation														
Maintenance and Other Operating Expenses	502000000 00	7,797,291,434.00	28,339,251,254.00	36,136,542,688.00	1,121,329,349.00	28,547,640,254.00	-	-	29,668,969,603.00	305,334,366.00	28,612,794,539.00	(626,810,304.00)	572,425,117.00	28,863,743,720.00
Capital Outlay	506000000 00	296,317,000.00	578,516,011.00	874,833,011.00	90,000,000.00	370,127,011.00	-	-	460,127,011.00	56,255,173.00	313,871,836.00	-	-	370,127,011.00
Total		8,093,608,434.00	28,917,767,265.00	37,011,375,699.00	1,211,329,349.00	28,917,767,265.00	-	-	30,129,096,614.00	361,589,541.00	28,926,666,377.00	(626,810,304.00)	572,425,117.00	29,233,870,731.00
Total, New General Appropriation		156,260,384,434.00	28,917,767,265.00	185,178,151,699.00	147,722,377,804.00	28,917,767,265.00	-	-	176,640,145,089.00	10,715,367,045.00	85,815,895,611.00	42,797,769,060.00	16,620,545,562.00	155,949,576,278.00
B. Bayanihan To Recover As One Act														
Maintenance and Other Operating Expenses	502000000 00	-	706,350,000.00	706,350,000.00	-	706,350,000.00	-	-	706,350,000.00	-	706,350,000.00	-	-	706,350,000.00
Capital Outlay	506000000 00	45,000,000,000.00	-	45,000,000,000.00	45,000,000,000.00	-	-	-	45,000,000,000.00	45,000,000,000.00	-	-	-	45,000,000,000.00
Total, Continuing		45,000,000,000.00	706,350,000.00	45,706,350,000.00	45,000,000,000.00	706,350,000.00	-	-	45,706,350,000.00	45,000,000,000.00	706,350,000.00	-	-	45,706,350,000.00
C. Special Purpose Funds														

CY 2021 STATEMENT OF APPROPRIATIONS,
ALLOTMENTS, OBLIGATIONS, DISBURSEMENTS
AND BALANCES (SAADB)
As of December 31, 2021

Department : Department of Finance
Agency : BUREAU OF THE TREASURY
Operating Unit : BTR NG OVERSIGHT
Organization Code : 11-005-00-00000
Funding Source : Fund Cluster 01_RA Fund
Fund Cluster 02_FAP Fund
Fund Cluster 03_FAP Fund

FAR No. 1_BTR NG OVERSIGHT_BSGC	
X	New General Appropriations
X	Continuing Appropriations
X	Automatic Appropriations
X	Unprogrammed Funds
X	Supplemental Appropriation

PARTICULARS	UACS CODE	APPROPRIATIONS				ALLOTMENTS				CURRENT YEAR OBLIGATIONS				
		Authorized Appropriation	Adjustments	Adjusted Appropriation	Allotments received	Adjustments	Transfer To	Transfer From	Adjusted Total Allotments	1st Quarter	2nd Quarter	3rd Quarter	4th Quarter	TOTAL
1	2	3	4	5=3+4	6	7	8	9	10=6+7-8+9	11	12	13	14	15=11+14
Maintenance and Other Operating Expenses	50200000 00	4,517,554,583.00	356,779,270.00	4,874,333,853.00	4,517,554,583.00	356,779,270.00	-	-	4,874,333,853.00	-	356,779,270.00	1,674,166,757.00	2,219,715,293.00	4,250,660,320.00
Capital Outlay	50600000 00	-	-	-	-	-	-	-	-	-	-	-	-	-
Total, Continuing		4,517,554,583.00	356,779,270.00	4,874,333,853.00	4,517,554,583.00	356,779,270.00	-	-	4,874,333,853.00	-	356,779,270.00	1,674,166,757.00	2,219,715,293.00	4,250,660,320.00
D. Contingent Funds														
Maintenance and Other Operating Expenses	50200000 00	685,000,000.00	-	685,000,000.00	685,000,000.00	-	-	-	685,000,000.00	-	-	17,982,615.00	666,914,100.00	684,896,715.00
Capital Outlay	50600000 00	-	-	-	-	-	-	-	-	-	-	-	-	-
Total, Continuing		685,000,000.00	-	685,000,000.00	685,000,000.00	-	-	-	685,000,000.00	-	-	17,982,615.00	666,914,100.00	684,896,715.00
E. BSGC Others														
Maintenance and Other Operating Expenses	50200000 00	28,606,000.00	-	28,606,000.00	19,000,000.00	-	-	-	19,000,000.00	-	-	-	19,000,000.00	19,000,000.00
Capital Outlay	50600000 00	-	-	-	-	-	-	-	-	-	-	-	-	-
Total, Continuing		28,606,000.00	-	28,606,000.00	19,000,000.00	-	-	-	19,000,000.00	-	-	-	19,000,000.00	19,000,000.00
F. Automatic Appropriations														
Maintenance and Other Operating Expenses	50200000 00	3,765,491,965.00	(80,426,044.00)	3,685,065,921.00	3,765,491,965.00	(80,426,044.00)	-	-	3,685,065,921.00	-	1,748,412,481.00	1,795,012,061.00	141,641,379.00	3,685,065,921.00
Capital Outlay	50600000 00	-	-	-	-	-	-	-	-	-	-	-	-	-
Total, Automatic		3,765,491,965.00	(80,426,044.00)	3,685,065,921.00	3,765,491,965.00	(80,426,044.00)	-	-	3,685,065,921.00	-	1,748,412,481.00	1,795,012,061.00	141,641,379.00	3,685,065,921.00
G. Unprogrammed Fund														
Maintenance and Other Operating Expenses	05 50200000 00	8,049,889,000.00	419,207,500.00	8,469,096,500.00	8,049,889,000.00	419,207,500.00	-	-	8,469,096,500.00	7,464,815,000.00	419,207,500.00	-	3,061,402.00	7,887,083,902.00
Capital Outlay	50600000 00	-	-	-	-	-	-	-	-	-	-	-	-	-
Total, Automatic		8,049,889,000.00	419,207,500.00	8,469,096,500.00	8,049,889,000.00	419,207,500.00	-	-	8,469,096,500.00	7,464,815,000.00	419,207,500.00	-	3,061,402.00	7,887,083,902.00
GRAND TOTAL		218,306,925,982.00	30,319,677,991.00	248,626,603,973.00	209,759,313,352.00	30,319,677,991.00	-	-	240,078,991,343.00	63,180,182,045.00	89,046,644,862.00	46,284,928,493.00	19,670,877,736.00	218,182,633,136.00

CY 2021 STATEMENT OF APPROPRIATIONS,
ALLOTMENTS, OBLIGATIONS, DISBURSEMENTS
AND BALANCES (SAADB)
As of December 31, 2021

Department : Department of Finance
Agency : BUREAU OF THE TREASURY
Operating Unit : BTR NG OVERSIGHT
Organization Code : 11-005-00-00000
Funding Source : Fund Cluster 01_RA Fund
Fund Cluster 02_FAP Fund
Fund Cluster 03_FAP Fund

FAR No. 1_BTR NG OVERSIGHT_BSGC	
X	New General Appropriations
X	Continuing Appropriations
X	Automatic Appropriations
X	Unprogrammed Funds
X	Supplemental Appropriation

PARTICULARS	UACS CODE	APPROPRIATIONS				ALLOTMENTS				CURRENT YEAR OBLIGATIONS				
		Authorized Appropriation	Adjustments	Adjusted Appropriation 5=3+4	Allotments received 6	Adjustments	Transfer To Fund	Transfer From Fund	Adjusted Total Allotments 10=6+7-8+9	1st Quarter	2nd Quarter	3rd Quarter	4th Quarter	TOTAL 15=1+14
1	2	3	4	5=3+4	6	7	8	9	10=6+7-8+9	11	12	13	14	15=1+14
Maintenance and Other Operating Expenses		171,921,790,982.00	29,741,161,980.00	201,662,952,962.00	163,625,384,352.00	29,949,560,980.00	-	-	193,574,935,332.00	18,123,926,872.00	88,704,137,755.00	46,244,833,648.00	19,305,365,575.00	172,378,263,850.00
Capital Outlay		46,385,135,000.00	578,516,011.00	46,963,651,011.00	46,133,929,000.00	370,127,011.00	-	-	46,504,056,011.00	45,056,256,173.00	342,507,107.00	40,094,845.00	365,512,161.00	45,804,369,286.00
		-	-	-	-	-	-	-	-	-	-	-	-	-

CY 2021 STATEMENT OF APPROPRIATIONS,
ALLOTMENTS, OBLIGATIONS, DISBURSEMENTS
AND BALANCES (SAAODB)
As of December 31, 2021

Department : Department of Finance
Agency : BUREAU OF THE TREASURY
Operating Unit : BTR NG OVERSIGHT
Organization Code : 11-005-00-00000
Funding Source :

Fund Cluster 01_RA Fund
Fund Cluster 02_FAP Fund
Fund Cluster 03_FAP Fund

FAR No. 1_BTR NG OVERSIGHT_BSGC

X
X
X
X
X

New General Appropriations
Continuing Appropriations
Automatic Appropriations
Unprogrammed Funds
Supplemental Appropriation

PARTICULARS	UACS CODE	CURRENT YEAR DISBURSEMENTS					BALANCES			
		1st Quarter	2nd Quarter	3rd Quarter	4th Quarter	TOTAL	Unreleased Appropriations	Unobligated Allotments	Unpaid Obligations	
									(15-20) Due and Demandable	(23+24) Not Yet Due and Demandable
1	2	16	17	18	19	20 = 16:19	21=5-10	22=10-15	23	24
A. NEW GENERAL APPROPRIATIONS										
A.1 BUDGETARY SUPPORT TO GOVERNMENT CORPORATIONS										
Regular Agency Fund (01)										
A.1.a FY 2021 RA 11518, Budgetary Support to Government Corporations										
Maintenance and Other Operating Expenses	01 1 01 277	9,972,560,504.00	56,338,653,966.00	43,006,323,318.00	15,439,028,485.00	124,756,556,272.00	1,610,838,545.00	17,489,693,183.00	-	-
Capital Outlay	50600000 00					-	-	-	-	-
Total		9,972,560,504.00	56,338,653,966.00	43,048,930,519.00	15,439,028,485.00	124,756,556,272.00	1,610,838,545.00	17,489,693,183.00	-	-
A.1.b FY 2021 RA 11518, Equity Contribution										
Maintenance and Other Operating Expenses	01 1 01 276					-	-	-	-	-
Capital Outlay	50200000 00		28,635,269.00	40,094,845.00	365,512,161.00	434,242,275.00	44,889,000.00	609,686,725.00	-	-
Total	50600000 00		28,635,269.00	40,094,845.00	365,512,161.00	434,242,275.00	44,889,000.00	609,686,725.00	-	-
Total, Regular Agency Fund		9,972,560,504.00	56,367,289,234.00	43,089,025,364.00	15,804,540,646.00	125,190,798,547.00	1,655,727,545.00	18,099,379,908.00	-	-
Foreign - Assisted Projects Fund (02)										
A.1.c FY 2021 RA 11518, Foreign Assisted Projects Fund - Gop Counterpart Funds										
Maintenance and Other Operating Expenses	02 1 01 151	381,227,000.00	521,940,000.00	335,553,000.00	286,187,000.00	1,524,907,000.00	-	-	-	-

CY 2021 STATEMENT OF APPROPRIATIONS,
ALLOTMENTS, OBLIGATIONS, DISBURSEMENTS
AND BALANCES (SAADB)

As of December 31, 2021

Department : Department of Finance
Agency : BUREAU OF THE TREASURY
Operating Unit : BTR NG OVERSIGHT
Organization Code : 11-005-00-00000
Funding Source : Fund Cluster 01_RA Fund
Fund Cluster 02_FAP Fund
Fund Cluster 03_FAP Fund

X
X
X
X
X

FAR No. 1_BTR NG OVERSIGHT_BSGC

New General Appropriations
Continuing Appropriations
Automatic Appropriations
Unprogrammed Funds
Supplemental Appropriation

PARTICULARS	UACS CODE	CURRENT YEAR DISBURSEMENTS					BALANCES			
		1st Quarter	2nd Quarter	3rd Quarter	4th Quarter	TOTAL	Unreleased Appropriations	Unobligated Allotments	Unpaid Obligations	
									(15+20) Due and Demandable	(23+24) Not Yet Due and Demandable
1	2	16	17	18	19	20 = 16+19	21=5-10	22=10-15	23	24
Capital Outlay Total	50600000 00	381,227,000.00	521,940,000.00	335,553,000.00	286,187,000.00	1,524,907,000.00	-	-	-	-
A.1.d FY 2021 RA 11518, Foreign Assisted Projects Fund - China	02 1 01 157						-	900,000,000.00	-	
Maintenance and Other Operating Expenses	50200000 00						-	-	-	
Capital Outlay	50600000 00						-	900,000,000.00	-	-
Total		-	-	-	-	-	-		-	-
A.1.e FY 2021 RA 11518, Foreign Assisted Projects Fund - Korea	02 1 01 168									
Maintenance and Other Operating Expenses	50200000 00						-	795,963,000.00	-	
Capital Outlay	50600000 00						-	-	-	
Total		-	-	-	-	-	-	795,963,000.00	-	-
Total, Foreign Assisted Projects Funds		381,227,000.00	521,940,000.00	335,553,000.00	286,187,000.00	1,524,907,000.00	-	1,695,963,000.00	-	-
SUB - TOTAL, BUDGETARY SUPPORT TO GOCCC		10,353,777,504.00	56,889,229,234.00	43,381,971,163.00	16,090,727,646.00	126,715,705,547.00	1,655,727,545.00	19,795,342,908.00	-	-
Maintenance and Other Operating Expenses		10,353,777,504.00	56,860,593,965.00	43,341,876,318.00	15,725,215,485.00	126,281,463,272.00	1,610,838,545.00	19,185,656,183.00	-	-
Capital Outlay		-	28,635,269.00	40,094,845.00	365,512,161.00	434,242,275.00	44,889,000.00	609,686,725.00	-	-
A.2 BUDGETARY SUPPORT TO GOVERNMENT CORPORATIONS										
Continuing Appropriation (02)										

CY 2021 STATEMENT OF APPROPRIATIONS,
ALLOTMENTS, OBLIGATIONS, DISBURSEMENTS,
AND BALANCES (SAADB)
As of December 31, 2021

Department : Department of Finance
Agency : BUREAU OF THE TREASURY
Operating Unit : BTR NG OVERSIGHT
Organization Code : 11-005-00-00000
Funding Source :

Fund Cluster 01_RA Fund
Fund Cluster 02_FAP Fund
Fund Cluster 03_FAP Fund

X
X
X
X
X

FAR No. 1_BTR NG OVERSIGHT_BSGC

New General Appropriations
Continuing Appropriations
Automatic Appropriations
Unprogrammed Funds
Supplemental Appropriation

PARTICULARS	UACS CODE	CURRENT YEAR DISBURSEMENTS						BALANCES			
		1st Quarter	2nd Quarter	3rd Quarter	4th Quarter	TOTAL	Unreleased Appropriations	Unobligated Allotments	Unpaid Obligations		Not Yet Due and Demandable
									(15-20)	(23+24)	
1	2	16	17	18	19	20 = 16+19	21=5-10	22=10-15	23		24
A.2.a FY 2020 RA 11465, Budgetary Support to Government Corporations	01 1 02 276										
Maintenance and Other Operating Expenses	50200000 00					-	-				
Capital Outlay	50600000 00	56,255,173.00	71,035,387.00	463,325.00	44,336,701.00	172,090,586.00	414,706,000.00	90,000,000.00	198,036,425.00		
SUB - TOTAL, CONTINUING APPROPRIATION		56,255,173.00	71,035,387.00	463,325.00	44,336,701.00	172,090,586.00	414,706,000.00	90,000,000.00	198,036,425.00		-
A.2.b FY 2020 RA 11465, Budgetary Support to Government Corporations	01 1 02 277										
Maintenance and Other Operating Expenses	50200000 00	295,334,368.00	11,349,763,176.00	1,157,732,952.00	1,900,323,624.00	14,703,154,120.00	6,467,573,085.00	805,225,883.00	12,494,112,600.00		
Capital Outlay	50600000 00					-	-	-	-		
SUB - TOTAL, CONTINUING APPROPRIATION		295,334,368.00	11,349,763,176.00	1,157,732,952.00	1,900,323,624.00	14,703,154,120.00	6,467,573,085.00	805,225,883.00	12,494,112,600.00		-
Foreign - Assisted Projects Fund (02)											
A.2.c FY 2020 RA 11465, Foreign Assisted Projects Fund - China	02 1 02 157										
Maintenance and Other Operating Expenses	50200000 00					-	-	-	1,091,477,000.00		
Capital Outlay	50600000 00					-	-	-	-		
Total		-	-	-	-	-	-	-	1,091,477,000.00		-
A.2.d FY 2020 RA 11465, Foreign Assisted Projects Fund - Korea	02 1 02 168										
Maintenance and Other Operating Expenses	50200000 00					-	-	-	575,000,000.00		
Capital Outlay	50600000 00					-	-	-	-		
Total		-	-	-	-	-	-	-	575,000,000.00		-

CY 2021 STATEMENT OF APPROPRIATIONS,
ALLOTMENTS, OBLIGATIONS, DISBURSEMENTS
AND BALANCES (SAAODB)
As of December 31, 2021

Department : Department of Finance
Agency : BUREAU OF THE TREASURY
Operating Unit : BTr NG OVERSIGHT
Organization Code : 11-005-00-00000
Funding Source :

Fund Cluster 01_RA Fund
Fund Cluster 02_FAP Fund
Fund Cluster 03_FAP Fund

FAR No. 1_BTr NG OVERSIGHT_BSGC

X
X
X
X
X

New General Appropriations
Continuing Appropriations
Automatic Appropriations
Unprogrammed Funds
Supplemental Appropriation

PARTICULARS	UACS CODE	CURRENT YEAR DISBURSEMENTS						BALANCES			
		1st Quarter	2nd Quarter	3rd Quarter	4th Quarter	TOTAL	Unreleased Appropriations	Unobligated Allotments	Unpaid Obligations		
									(15-20) Due and Demandable	(23+24) Not Yet Due and Demandable	
1	2	16	17	18	19	20 = 16:19	21=5-10	22=10-15	23	24	
A.2.e FY 2020 RA 11465, Foreign Assisted Projects Fund - United States Maintenance and Other Operating Expenses Capital Outlay Total Total, Foreign Assisted Projects Funds Total, Continuing Appropriation	02 1 02 177 50200000 00 50600000 00					-	-	-	-	-	
		-	-	-	-	-	-	-	-	-	
		-	-	-	-	-	-	-	-	-	
		351,589,541.00	11,420,798,563.00	1,158,196,277.00	1,944,660,325.00	14,875,244,706.00	6,882,279,085.00	895,225,883.00	1,666,477,000.00		-
		10,705,357,045.00	69,310,027,797.00	44,540,167,440.00	18,035,387,971.00	141,590,950,253.00	8,538,006,630.00	20,690,568,791.00	14,358,626,025.00		-
		10,649,111,872.00	68,210,357,141.00	44,499,609,270.00	17,625,539,109.00	140,984,617,392.00	8,078,411,630.00	19,990,882,066.00	14,160,589,600.00		-
TOTAL, NEW GENERAL APPROPRIATIONS		56,255,173.00	99,670,556.00	40,558,170.00	409,848,862.00	606,332,861.00	459,595,000.00	699,686,725.00	198,036,425.00		-
Maintenance and Other Operating Expenses Capital Outlay		-	-	-	-	-	-	-	-		-
B. BAYANIHAN TO RECOVER AS ONE ACT B.1 Regular Agency Fund, FY 2021 Continuing Appro., Republic Act No. 11494, Bayanihan to Recover As One Act Maintenance and Other Operating Expenses Capital Outlay Total	01 1 02 415 50200000 00 50600000 00	45,000,000,000.00				45,000,000,000.00	-	-	706,350,000.00		-
		45,000,000,000.00				45,000,000,000.00	-	-	-		-
TOTAL, BAYANIHAN TO RECOVER AS ONE ACT		45,000,000,000.00				45,000,000,000.00	-		706,350,000.00		-
Maintenance and Other Operating Expenses Capital Outlay		-				-	-		706,350,000.00		-
C. SPECIAL PURPOSE FUNDS											
		45,000,000,000.00				45,000,000,000.00	-				-

CY 2021 STATEMENT OF APPROPRIATIONS,
ALLOTMENTS, OBLIGATIONS, DISBURSEMENTS
AND BALANCES (SAAOB)
As of December 31, 2021

FAR No. 1_BTR NG OVERSIGHT_BSGC

Department : Department of Finance
Agency : BUREAU OF THE TREASURY
Operating Unit : BTR NG OVERSIGHT
Organization Code : 11-005-00-00000
Funding Source :
Fund Cluster 01_RA Fund
Fund Cluster 02_FAP Fund
Fund Cluster 03_FAP Fund

X
X
X
X
X

New General Appropriations
Continuing Appropriations
Automatic Appropriations
Unprogrammed Funds
Supplemental Appropriation

PARTICULARS	UACS CODE	CURRENT YEAR DISBURSEMENTS					BALANCES			
		1st Quarter	2nd Quarter	3rd Quarter	4th Quarter	TOTAL	Unreleased Appropriations	Unobligated Allotments	Unpaid Obligations	
		16	17	18	19	20 = 16:19			(15-20) Due and Demandable	(23+24) Not Yet Due and Demandable
1	2						21=5-10	22=10-15	23	24
C.1 FY 2020 RA 11465 - Cont., National Disaster Risk Reduction and Management Fund (Calamity Fund)	01 1 02 401									
Maintenance and Other Operating Expenses	50200000 00		300,219,270.00	1,659,525,634.00	21,247,501.00	1,980,992,405.00	-	133,366,245.00	27,673,865.00	
Capital Outlay	50600000 00			1,659,525,634.00	21,247,501.00	1,980,992,405.00	-	133,366,245.00	27,673,865.00	-
Total		-	300,219,270.00	1,659,525,634.00	21,247,501.00	1,980,992,405.00	-	133,366,245.00	27,673,865.00	-
C.2 FY 2021 RA 11518 - National Disaster Risk Reduction and Management Fund (Calamity Fund)	01 1 01 401									
Maintenance and Other Operating Expenses	50200000 00			22,278,757.00	2,219,715,293.00	2,241,994,050.00	-	490,317,288.00	-	-
Capital Outlay	50600000 00			22,278,757.00	2,219,715,293.00	2,241,994,050.00	-	490,317,288.00	-	-
Total		-	-	22,278,757.00	2,219,715,293.00	2,241,994,050.00	-	490,317,288.00	-	-
TOTAL, SPECIAL PURPOSE FUNDS			300,219,270.00	1,681,804,391.00	2,240,962,794.00	4,222,986,455.00	-	623,673,533.00	27,673,865.00	-
Maintenance and Other Operating Expenses		-	300,219,270.00	1,681,804,391.00	2,240,962,794.00	4,222,986,455.00	-	623,673,533.00	27,673,865.00	-
Capital Outlay		-	-	-	-	-	-	-	-	-
D. CONTINGENT FUND										
D.1 FY 2021 RA 11518, Contingent Fund	01 1 01 402									
Maintenance and Other Operating Expenses	50200000 00			17,982,615.00	666,914,100.00	684,896,715.00	-	103,285.00	-	-
Capital Outlay	50600000 00			17,982,615.00	666,914,100.00	684,896,715.00	-	103,285.00	-	-
Total		-	-	17,982,615.00	666,914,100.00	684,896,715.00	-	103,285.00	-	-
TOTAL, CONTINGENT FUND		-	-	17,982,615.00	666,914,100.00	684,896,715.00	-	103,285.00	-	-

CY 2021 STATEMENT OF APPROPRIATIONS,
ALLOTMENTS, OBLIGATIONS, DISBURSEMENTS
AND BALANCES (SAAODB)
As of December 31, 2021

Department : Department of Finance
Agency : BUREAU OF THE TREASURY
Operating Unit : BTR NG OVERSIGHT
Organization Code : 11-005-00-00000
Funding Source : Fund Cluster 01_RA Fund
Fund Cluster 02_FAP Fund
Fund Cluster 03_FAP Fund

X
X
X
X
X

FAR No. 1_BTR NG OVERSIGHT_BSGC
New General Appropriations
Continuing Appropriations
Automatic Appropriations
Unprogrammed Funds
Supplemental Appropriation

PARTICULARS	UACS CODE	CURRENT YEAR DISBURSEMENTS					BALANCES			
		1st Quarter	2nd Quarter	3rd Quarter	4th Quarter	TOTAL	Unreleased Appropriations	Unobligated Allotments	Unpaid Obligations	
									(15-20) Due and Demandable	(23+24) Not Yet Due and Demandable
1	2	16	17	18	19	20 = 16:19	21=5-10	22=10-15	23	24
Maintenance and Other Operating Expenses Capital Outlay		-	-	17,982,615.00	666,914,100.00	684,896,715.00	-	103,285.00	-	-
E. BSGC - OTHERS										
E.1 FY 2021 RA 11518 - BSGC - Others	01 1 01 412									
Maintenance and Other Operating Expenses	50200000 00				19,000,000.00	19,000,000.00	9,606,000.00	-	-	-
Capital Outlay	50600000 00					-	-	-	-	-
Total		-	-	-	19,000,000.00	19,000,000.00	9,606,000.00	-	-	-
TOTAL, BSGC - OTHERS		-	-	-	19,000,000.00	19,000,000.00	9,606,000.00	-	-	-
Maintenance and Other Operating Expenses		-	-	-	19,000,000.00	19,000,000.00	9,606,000.00	-	-	-
Capital Outlay		-	-	-	-	-	-	-	-	-
F. AUTOMATIC APPROPRIATIONS										
F.1 FY 2021 RA 11518, Auto., Customs duties and taxes, including tax expenditures	01 1 04 105									
Maintenance and Other Operating Expenses	50200000 00		1,748,412,481.00	1,795,012,061.00	141,641,379.00	3,685,065,921.00	-	-	-	-
Capital Outlay	50600000 00					-	-	-	-	-
Total		-	1,748,412,481.00	1,795,012,061.00	141,641,379.00	3,685,065,921.00	-	-	-	-
TOTAL, AUTOMATIC APPROPRIATIONS		-	1,748,412,481.00	1,795,012,061.00	141,641,379.00	3,685,065,921.00	-	-	-	-
Maintenance and Other Operating Expenses		-	1,748,412,481.00	1,795,012,061.00	141,641,379.00	3,685,065,921.00	-	-	-	-
Capital Outlay		-	-	-	-	-	-	-	-	-

CY 2021 STATEMENT OF APPROPRIATIONS,
ALLOTMENTS, OBLIGATIONS, DISBURSEMENTS
AND BALANCES (SAAODB)
As of December 31, 2021

Department : Department of Finance
Agency : BUREAU OF THE TREASURY
Operating Unit : BTR-NG OVERSIGHT
Organization Code : 11-005-00-00000
Funding Source : Fund Cluster 01_RA Fund
Fund Cluster 02_FAP Fund
Fund Cluster 03_FAP Fund

	X
	X
	X
	X
	X

FAR No. 1_BTR-NG OVERSIGHT_BSGC

New General Appropriations
Continuing Appropriations
Automatic Appropriations
Unprogrammed Funds
Supplemental Appropriation

PARTICULARS	UACS CODE	CURRENT YEAR DISBURSEMENTS					BALANCES			
		1st Quarter	2nd Quarter	3rd Quarter	4th Quarter	TOTAL	Unreleased Appropriations	Unobligated Allotments	Unpaid Obligations	
									(15-20) Due and Demandable	(23+24) Not Yet Due and Demandable
1	2	16	17	18	19	20 = 16+19	21=5-10	22=10-15	23	24
G. UNPROGRAMMED FUND										
G.1 FY 2021 RA 11518, Unprogrammed Fund - BSGC										
Maintenance and Other Operating Expenses	01 1 05 427	7,464,815,000.00				7,464,815,000.00	-	-	-	
Capital Outlay	50600000 00					-	-	-	-	
Total		7,464,815,000.00	-	-	-	7,464,815,000.00	-	-	-	-
G.2 FY 2021 RA 11518, Unprogrammed Fund - Support to Foreign-Assisted Projects										
Maintenance and Other Operating Expenses	01 1 05 428				3,061,402.00	3,061,402.00	-	582,012,598.00	-	
Capital Outlay	50600000 00					-	-	-	-	
Total		-	-	-	3,061,402.00	3,061,402.00	-	582,012,598.00	-	-
G.3 FY 2020 RA 11465, Continuing Appro - Support to Foreign-Assisted Projects										
Maintenance and Other Operating Expenses	01 1 02 428		169,019,461.00		25,474,364.00	194,493,825.00	-	-	224,713,675.00	
Capital Outlay	50600000 00					-	-	-	-	
Total		-	169,019,461.00	-	25,474,364.00	194,493,825.00	-	-	224,713,675.00	-
TOTAL, UNPROGRAMMED FUND										
Maintenance and Other Operating Expenses	-	7,464,815,000.00	169,019,461.00	-	28,535,766.00	7,662,370,227.00	-	582,012,598.00	224,713,675.00	-
Capital Outlay		-	-	-	28,535,766.00	7,662,370,227.00	-	582,012,598.00	224,713,675.00	-
GRAND TOTAL		63,170,182,045.00	70,527,573,009.00	48,034,966,507.00	21,132,442,010.00	202,865,269,571.00	8,547,612,630.00	21,896,358,207.00	15,317,363,565.00	-
Maintenance and Other Operating Expenses		18,113,926,872.00	70,428,008,363.00	47,994,408,337.00	20,722,593,148.00	157,258,936,710.00	8,088,017,630.00	21,196,671,482.00	15,119,327,140.00	-
Capital Outlay		45,056,255,173.00	99,670,566.00	40,558,170.00	409,848,862.00	45,606,332,861.00	459,595,000.00	699,686,725.00	198,036,425.00	-

CY 2021 STATEMENT OF APPROPRIATIONS,
ALLOTMENTS, OBLIGATIONS, DISBURSEMENTS,
AND BALANCES (SAADB)
As of December 31, 2021

Department : Department of Finance
Agency : BUREAU OF THE TREASURY
Operating Unit : BTR NG OVERSIGHT
Organization Code : 11-005-00-00000
Funding Source : Fund Cluster 01_RA Fund
Fund Cluster 02_FAP Fund
Fund Cluster 03_FAP Fund

	X
	X
	X
	X
	X
	X

FAR No. 1_BTR NG OVERSIGHT_BSGC

	New General Appropriations
	Continuing Appropriations
	Automatic Appropriations
	Unprogrammed Funds
	Supplemental Appropriation

PARTICULARS	UACS CODE	CURRENT YEAR DISBURSEMENTS						BALANCES			
		1st Quarter	2nd Quarter	3rd Quarter	4th Quarter	TOTAL	Unreleased Appropriations	Unobligated Allotments	Unpaid Obligations		Not Yet Due and Demandable
									(15-20)	(23+24)	
1	2	16	17	18	19	20 = 16+19	21=5-10	22=10-15	23	24	
SUMMARY											
A. New General Appropriations											
Regular Agency Fund (01)											
Maintenance and Other Operating Expenses	502000000 00	9,972,550,504.00	56,338,653,965.00	43,006,323,318.00	15,439,028,485.00	124,756,556,272.00	1,610,838,545.00	17,489,693,183.00	-	-	-
Capital Outlay	506000000 00	-	28,635,269.00	40,094,845.00	365,512,161.00	434,242,275.00	44,889,000.00	609,686,725.00	-	-	-
Total		9,972,550,504.00	56,367,289,234.00	43,046,418,163.00	15,804,540,646.00	125,190,798,547.00	1,655,727,545.00	18,099,379,908.00	-	-	-
Foreign Assisted Projects Fund (02)											
Maintenance and Other Operating Expenses	502000000 00	381,227,000.00	521,940,000.00	335,553,000.00	286,187,000.00	1,524,907,000.00	-	1,695,963,000.00	-	-	-
Capital Outlay	506000000 00	-	-	-	-	-	-	-	-	-	-
Total		381,227,000.00	521,940,000.00	335,553,000.00	286,187,000.00	1,524,907,000.00	-	1,695,963,000.00	-	-	-
Continuing Appropriation											
Maintenance and Other Operating Expenses	502000000 00	295,334,368.00	11,349,763,176.00	1,157,732,952.00	1,900,323,624.00	14,703,154,120.00	6,467,573,085.00	805,225,883.00	14,160,569,600.00	-	-
Capital Outlay	506000000 00	56,255,173.00	71,035,387.00	463,325.00	44,336,701.00	172,090,586.00	414,706,000.00	90,000,000.00	198,036,425.00	-	-
Total		351,589,541.00	11,420,798,563.00	1,158,196,277.00	1,944,660,325.00	14,875,244,706.00	6,882,279,085.00	895,225,883.00	14,358,626,025.00	-	-
Total, New General Appropriation		10,705,367,045.00	68,310,027,797.00	44,540,167,440.00	18,035,387,971.00	141,590,950,253.00	8,538,006,630.00	20,690,568,791.00	14,358,626,025.00	-	-
B. Bayanhan To Recover As One Act											
Maintenance and Other Operating Expenses	502000000 00	-	-	-	-	-	-	-	706,350,000.00	-	-
Capital Outlay	506000000 00	45,000,000,000.00	-	-	-	45,000,000,000.00	-	-	-	-	-
Total, Continuing		45,000,000,000.00	-	-	-	45,000,000,000.00	-	-	706,350,000.00	-	-
C. Special Purpose Funds											

CY 2021 STATEMENT OF APPROPRIATIONS,
ALLOTMENTS, OBLIGATIONS, DISBURSEMENTS
AND BALANCES (SAADB)
As of December 31, 2021

Department : Department of Finance
Agency : BUREAU OF THE TREASURY
Operating Unit : BTr NG OVERSIGHT
Organization Code : 11-005-00-00000
Funding Source : Fund Cluster 01_RA Fund
Fund Cluster 02_FAP Fund
Fund Cluster 03_FAP Fund

X
X
X
X
X

FAR No. 1_BTr NG OVERSIGHT_BSGC

New General Appropriations
Continuing Appropriations
Automatic Appropriations
Unprogrammed Funds
Supplemental Appropriation

PARTICULARS	UACS CODE	CURRENT YEAR DISBURSEMENTS					BALANCES			
		1st Quarter	2nd Quarter	3rd Quarter	4th Quarter	TOTAL	Unreleased Appropriations	Unobligated Allotments	Unpaid Obligations	
									Due and Demandable	Not Yet Due and Demandable
1	2	16	17	18	19	20 = 16+19	21=5-10	22=10-15	23	24
Maintenance and Other Operating Expenses Capital Outlay Total, Continuing	50200000 00	-	300,219,270.00	1,681,804,391.00	2,240,962,794.00	4,222,986,455.00	-	623,673,533.00	27,673,865.00	-
	50600000 00	-	-	-	-	-	-	-	-	-
		-	300,219,270.00	1,681,804,391.00	2,240,962,794.00	4,222,986,455.00	-	623,673,533.00	27,673,865.00	-
D. Contingent Funds Maintenance and Other Operating Expenses Capital Outlay Total, Continuing										
	50200000 00	-	-	17,982,615.00	666,914,100.00	684,896,715.00	-	103,285.00	-	-
	50600000 00	-	-	-	-	-	-	-	-	-
		-	-	17,982,615.00	666,914,100.00	684,896,715.00	-	103,285.00	-	-
E. BSGC Others Maintenance and Other Operating Expenses Capital Outlay Total, Continuing										
	50200000 00	-	-	-	19,000,000.00	19,000,000.00	9,606,000.00	-	-	-
	50600000 00	-	-	-	-	-	-	-	-	-
		-	-	-	19,000,000.00	19,000,000.00	9,606,000.00	-	-	-
F. Automatic Appropriations Maintenance and Other Operating Expenses Capital Outlay Total, Automatic										
	04									
	50200000 00	-	1,748,412,481.00	1,795,012,061.00	141,641,379.00	3,685,065,921.00	-	-	-	-
	50600000 00	-	-	-	-	-	-	-	-	-
		-	1,748,412,481.00	1,795,012,061.00	141,641,379.00	3,685,065,921.00	-	-	-	-
G. Unprogrammed Fund Maintenance and Other Operating Expenses Capital Outlay Total, Automatic										
	05									
	50200000 00	7,464,815,000.00	169,019,461.00	-	28,535,766.00	7,662,370,227.00	-	582,012,598.00	224,713,675.00	-
	50600000 00	-	-	-	-	-	-	-	-	-
		7,464,815,000.00	169,019,461.00	-	28,535,766.00	7,662,370,227.00	-	582,012,598.00	224,713,675.00	-
GRAND TOTAL		63,170,162,045.00	70,527,679,009.00	48,034,966,507.00	21,132,442,010.00	202,865,269,571.00	8,547,612,630.00	21,896,358,207.00	15,317,363,565.00	-

CY 2021 STATEMENT OF APPROPRIATIONS,
ALLOTMENTS, OBLIGATIONS, DISBURSEMENTS
AND BALANCES (SAADB)
As of December 31, 2021

Department : Department of Finance
Agency : BUREAU OF THE TREASURY
Operating Unit : BTR NG OVERSIGHT
Organization Code : 11-005-00-00000
Funding Source : Fund Cluster 01_RA Fund
Fund Cluster 02_FAP Fund
Fund Cluster 03_FAP Fund


X
X
X
X
X


FAR No. 1_BTR NG OVERSIGHT_BSGC

New General Appropriations
Continuing Appropriations
Automatic Appropriations
Unprogrammed Funds
Supplemental Appropriation

PARTICULARS	UACS CODE	CURRENT YEAR DISBURSEMENTS					BALANCES			
		1st Quarter	2nd Quarter	3rd Quarter	4th Quarter	TOTAL	Unreleased Appropriations	Unobligated Allotments	Unpaid Obligations	
									(15-20) Due and Demandable	(23+24) Not Yet Due and Demandable
1	2	16	17	18	19	20 = 16+19	21=5-10	22=10-15	23	24
Maintenance and Other Operating Expenses		18,113,926,872.00	70,428,008,353.00	47,994,408,337.00	20,722,593,148.00	157,258,936,710.00	8,988,017,630.00	21,196,671,482.00	15,119,327,140.00	-
Capital Outlay		45,056,255,173.00	99,670,656.00	40,558,170.00	409,848,862.00	45,606,332,861.00	459,595,000.00	699,686,725.00	198,036,425.00	-
		-	-	-	-	-	-	-	-	-

Certified correct:


CYNTHIA C. AGBIN
CTOO II, Bureau Budget Division


AVELINA H. ZUMARRAGA
CTOO II, Miscellaneous Accounts Accounting Division

Recommended by:


MARITES B. MASARAP
Director III, Accounting Service

Approved by:


EDUARDO ANTHONY G. MARIÑO, III
OIC - Deputy Treasurer of the Philippines