


LIST OF ALLOTMENTS AND SUB-ALLOTMENTS

As of the Quarter Ending: September 30, 2021

FAR No. 1-B

Department : Department of Finance
Agency : BUREAU OF THE TREASURY
Operating Unit : CENTRAL OFFICE
Organization Code : 11-005-00-00000
Funding Source Code :



Current Year Appropriations
Supplemental Appropriations
Continuing Appropriations

No.	ALLOTMENTS / SUB-ALLOTMENTS		FUNDING SOURCE		ALLOTMENTS / SUB-ALLOTMENTS RECEIVED FROM COs / ROS				
	Number	Date	Description	UNCS Code	PS	MOOE	FINEX	CO	Total
1	2	3	4	5	6	7	8	9	10=6+7+8+9
A. Allotments received from DBM									
Current Appropriation - Specific Budget of National Government Agencies (NSGA)				01 1 01 101	460,379,000.00	538,413,000.00	712,000,000.00	448,147,000.00	2,158,939
FY 2021 RA 11518					460,379,000.00	538,413,000.00	712,000,000.00	448,147,000.00	2,158,939
00	2021	1	001 NCR	01/28/21	SAA - January to June				
01	2021	1	002 Region I	01/28/21	SAA - January to June				
02	2021	1	003 Region II	01/28/21	SAA - January to June				
03	2021	1	004 Region III	01/28/21	SAA - January to June				
4A	2021	1	005 Region IV-A	01/28/21	SAA - January to June				
4B	2021	1	006 Region IV-B	01/28/21	SAA - January to June				
05	2021	1	007 Region V	01/28/21	SAA - January to June				
06	2021	1	008 Region VI	01/28/21	SAA - January to June				
07	2021	1	009 Region VII	01/28/21	SAA - January to June				
08	2021	1	010 Region VIII	01/28/21	SAA - January to June				
09	2021	1	011 Region IX	01/28/21	SAA - January to June				
10	2021	1	012 Region X	01/28/21	SAA - January to June				
11	2021	1	013 Region XI	01/28/21	SAA - January to June				
12	2021	1	014 Region XII	01/28/21	SAA - January to June				
13	2021	1	015 Region XIII	01/28/21	SAA - January to June				
03	2021	2	033 Region III	04/19/21	SAA - Additional PS (Transfer of Personnel from Central to Region)				
00	2021	2	034 NCR	04/20/21	SAA - Additional Other Professional Services				
06	2021	2	035 Region VI	04/20/21	SAA - Additional Security Services (Data Center Panay)				
11	2021	2	036 Region XI	04/20/21	SAA - Additional Security Services				
4B	2021	2	052 Region IV-B	05/12/21	SAA - Adjustment of Releases				
00	2021	2	053 NCR	05/12/21	SAA - Additional Allotment				
03	2021	2	054 Region III	05/14/21	SAA - Additional RM-Buildings				
06	2021	2	055 Region VI	05/14/21	SAA - Additional RM-Buildings				
07	2021	2	056 Region VII	05/14/21	SAA - Additional RM-Buildings				
00	2021	2	057 NCR	05/21/21	SAA - July to December				
01	2021	2	058 Region I	05/21/21	SAA - July to December				
02	2021	2	059 Region II	05/21/21	SAA - July to December				
03	2021	2	060 Region III	05/21/21	SAA - July to December				
4A	2021	2	061 Region IV-A	05/21/21	SAA - July to December				
4B	2021	2	062 Region IV-B	05/21/21	SAA - July to December				
05	2021	2	063 Region V	05/21/21	SAA - July to December				
06	2021	2	064 Region VI	05/21/21	SAA - July to December				
07	2021	2	065 Region VII	05/21/21	SAA - July to December				
08	2021	2	066 Region VIII	05/21/21	SAA - July to December				
09	2021	2	067 Region IX	05/21/21	SAA - July to December				
10	2021	2	068 Region X	05/21/21	SAA - July to December				
11	2021	2	069 Region XI	05/21/21	SAA - July to December				
12	2021	2	070 Region XII	05/21/21	SAA - July to December				

LIST OF ALLOTMENTS AND SUB-ALLOTMENTS

As of the Quarter Ending: September 30, 2021

FAR No. 1-B

Department : Department of Finance
Agency : BUREAU OF THE TREASURY
Operating Unit : CENTRAL OFFICE
Organization Code : 11-005-00-00000
Funding Source Code :

Current Year Appropriations
Supplemental Appropriations
Continuing Appropriations

No.	ALLOTMENTS / SUB-ALLOTMENTS		FUNDING SOURCE		ALLOTMENTS / SUB-ALLOTMENTS RECEIVED FROM COs / ROS				
	Number	Date	Description	UACS Code	PS	MOOE	FINEX	CO	Total
1	2	3	4	5	6	7	8	9	10=5+7+8+9
13	2021	05/21/21	SAA - July to December						
01	2021	06/08/21	SAA - Adjustment of Releases						
4A	2021	06/08/21	SAA - Adjustment of Releases						
05	2021	06/08/21	SAA - Adjustment of Releases						
08	2021	06/08/21	SAA - Adjustment of Releases						
11	2021	06/08/21	SAA - Adjustment of Releases						
12	2021	06/08/21	SAA - Adjustment of Releases						
13	2021	06/08/21	SAA - Adjustment of Releases						
02	2021	06/08/21	SAA - Adjustment of Releases						
03	2021	06/08/21	SAA - Adjustment of Releases						
4B	2021	06/08/21	SAA - Adjustment of Releases						
06	2021	06/08/21	SAA - Adjustment of Releases						
10	2021	06/08/21	SAA - Adjustment of Releases						
09	2021	06/09/21	SAA - Additional Security Services						
01	2021	06/14/21	SAA - Additional Rents - Building						
02	2021	06/14/21	SAA - Additional Rents - Building						
03	2021	06/14/21	SAA - Additional Rents - Building						
4A	2021	06/14/21	SAA - Additional Rents - Building						
4B	2021	06/14/21	SAA - Additional Rents - Building						
05	2021	06/14/21	SAA - Additional Rents - Building						
06	2021	06/14/21	SAA - Additional Rents - Building						
07	2021	06/14/21	SAA - Additional Rents - Building						
08	2021	06/14/21	SAA - Additional Rents - Building						
10	2021	06/14/21	SAA - Additional Rents - Building						
12	2021	06/14/21	SAA - Additional Rents - Building						
13	2021	06/14/21	SAA - Additional Rents - Building						
01	2021	06/17/21	SAA - Adjustment of Releases						
02	2021	06/17/21	SAA - Adjustment of Releases						
08	2021	06/17/21	SAA - Adjustment of Releases						
11	2021	06/17/21	SAA - Adjustment of Releases						
13	2021	06/17/21	SAA - Adjustment of Releases						
03	2021	06/17/21	SAA - Adjustment of Releases						
4A	2021	06/17/21	SAA - Adjustment of Releases						
4B	2021	06/17/21	SAA - Adjustment of Releases						
06	2021	06/17/21	SAA - Adjustment of Releases						
10	2021	06/17/21	SAA - Adjustment of Releases						
00	2021	07/11/21	SAA - Additional Allotment						
01	2021	07/11/21	SAA - Additional Allotment						
02	2021	07/11/21	SAA - Additional Allotment						
03	2021	07/11/21	SAA - Additional Allotment						
4A	2021	07/11/21	SAA - Additional Allotment						
4B	2021	07/11/21	SAA - Additional Allotment						
05	2021	07/11/21	SAA - Additional Allotment						
07	2021	07/11/21	SAA - Additional Allotment						
08	2021	07/11/21	SAA - Additional Allotment						
09	2021	07/11/21	SAA - Additional Allotment						

LIST OF ALLOTMENTS AND SUB-ALLOTMENTS

As of the Quarter Ending: September 30, 2021

Department : Department of Finance
Agency : BUREAU OF THE TREASURY
Operating Unit : CENTRAL OFFICE
Organization Code : 11-005-00-00000
Funding Source Code :

FAR No. 1-B

Current Year Appropriations
Supplemental Appropriations
Continuing Appropriations

No.	ALLOTMENTS / SUB-ALLOTMENTS		FUNDING SOURCE		ALLOTMENTS / SUB-ALLOTMENTS RECEIVED FROM COs / ROs				
	Number	Date	Description	UACS Code	PS	MOOE	FINEX	CO	Total
1	2	3	4	5	6	7	8	9	10-6+7+8+9
	10 2021 3 118 Region X	07/12/21	SAA - Additional Allotment						
	11 2021 3 119 Region XI	07/12/21	SAA - Additional Allotment						
	12 2021 3 120 Region XII	07/12/21	SAA - Additional Allotment						
	13 2021 3 121 Region XIII	07/12/21	SAA - Additional Allotment						
	11 2021 3 122 Region XI	07/12/21	SAA - Additional Allotment						
	01 2021 3 123 Region I	08/16/21	SAA - Additional Allotment						
	02 2021 3 124 Region II	08/16/21	SAA - Additional Allotment						
	05 2021 3 125 Region V	08/16/21	SAA - Additional Allotment						
	13 2021 3 126 Region XIII	08/16/21	SAA - Additional Allotment						
	03 2021 3 127 Region III	08/26/21	SAA - Additional Allotment						
	06 2021 3 127 Region VI	09/13/21	SAA - Adjustment of Releases						
	02 2021 3 128 Region II	09/13/21	SAA - Additional Allotment						
	01 2021 3 129 Region I	09/13/21	SAA - Additional Allotment						
	13 2021 3 130 Region XIII	09/13/21	SAA - Additional Allotment						
	13 2021 3 131 Region XIII	09/20/21	SAA - Additional Allotment						
	1 2021 3 132 Region I	09/20/21	SAA - Additional Allotment						
	3 2021 3 133 Region III	09/20/21	SAA - Additional Allotment						
	4A 2021 3 134 Region IV-A	09/20/21	SAA - Additional Allotment						
	12 2021 3 135 Region XII	09/20/21	SAA - Additional Allotment						
	10 2021 3 136 Region X	09/27/21	SAA - Adjustment of Releases						
	2 2021 3 137 Region II	09/27/21	SAA - Additional Allotment						
Continuing Appropriation - Specific Budget of National Government Agencies (NGAs)									
	NORSA-2021-04-0003A	04/28/21	FY 2020 RA 11465	01 1 02 101	4,627,664.88	59,823,391.45	26,528,000.00	988,453,197.16	1,079,532,128.764
	NORSA-2021-05-0006	05/28/21	Overpayment of Transaction Fees for the BIR Over-the-Counter Collections for the Period of January to December 2019		4,255,327.29	59,823,391.45	236,132,470.00	988,453,197.16	1,079,532,128.764
	NORSA-2021-06-0008	06/29/21	Cancellation of the PHP 2.0 Billion Obligation for the National Indemnity Insurance Program (CRS 02-101101-2020-12-1496 dated 12.10.2020)			2,000,000,000.00	166,006,200.00		2,000,006,206.000
	NORSA-2021-06-0009	06/29/21	Adjustment for the Year-end bonus and cash gift for FY 2020 of Ms. Elena Magaling (CRS 01-101101-2020-12-1619 dated 12/18/2020)		9,964.40				9.1
	NORSA-2021-06-0010	06/29/21	Adjustment for the Year-end bonus and cash gift for FY 2020 of Ms. Emilia Tuquero (CRS 01-101101-2020-12-1621 dated 12/18/2020)		4,573.10				4.1
	NORSA-2021-06-0011	06/29/21	Adjustment for the Year-end bonus and cash gift for FY 2020 of Mr. Homer Soliven (CRS 01-101101-2020-12-1627 dated 12/18/2020)		31,412.40				31.4
	NORSA-2021-06-0012	06/29/21	Adjustment for the Year-end bonus and cash gift for FY 2020 of Ms. Blesida Perez (CRS 01-101101-2020-12-1628 dated 12/18/2020)		26,640.50				26.6
	NORSA-2021-06-0013	06/29/21	Adjustment for the Year-end bonus and cash gift for FY 2020 of Mr. George Carabacan (CRS 01-101101-2020-12-1629 dated 12/18/2020)		16,208.80				16.2
	NORSA-2021-06-0014	06/29/21	Adjustment for the Year-end bonus and cash gift for FY 2020 of Ms. Maria Candido Soliven (CRS 01-101101-2020-12-1618 dated 12/18/2020)		22,877.60				22.8
	NORSA-2021-06-0015	06/29/21	Adjustment for the Year-end bonus and cash gift for FY 2020 of Ms. Rosita Talay (CRS 01-101101-2020-12-1630 dated 12/18/2020)		22,564.00				22.5
			Adjustment for the Year-end bonus and cash gift for FY 2020 of Mr. Florante Padilla (CRS 01-101101-2020-12-1632 dated 12/18/2020)		29,625.50				29.6

As of the Quarter Ending: September 30, 2021

FAR No. 1-B

**Current Year Appropriations
Supplemental Appropriations
Continuing Appropriations**

Page 4 of 22

LIST OF ALLOTMENTS AND SUB-ALLOTMENTS

As of the Quarter Ending: September 30, 2021

FAR NO. 1-B

Department : Department of Finance
Agency : BUREAU OF THE TREASURY
Operating Unit : CENTRAL OFFICE
Organization Code : 11-005-00-00000
Funding Source Code :

Current Year Appropriations
Supplemental Appropriations
Continuing Appropriations

No.	ALLOTMENTS / SUB-ALLOTMENTS		FUNDING SOURCE		ALLOTMENTS / SUB-ALLOTMENTS RECEIVED FROM COs / ROs					
	Number	Date	Description	UACS Code	PS	MOOE	FINEX	CO	Total	
1	2	3	4	5	6	7	8	9	10=5+7+8+9	
	07 2021 3 115 Region VII 11 2021 3 122 Region XI 08 2021 3 122-A Region VIII 13 2021 3 131 Region XIII 12 2021 3 135 Region XII	07/1/21 07/21/21 07/28/21 09/20/21 09/20/21	SAA - Additional Allotment SAA - Additional Allotment SAA - Additional Allotment SAA - Additional Allotment SAA - Additional Allotment							
Automatic Appropriation - Retirement and Life Insurance Premiums (RLIP) FY 2021 RA 11518										
	00 2021 1 001 NCR 01 2021 1 002 Region I 02 2021 1 003 Region II 03 2021 1 004 Region III 4A 2021 1 005 Region IV-A 4B 2021 1 006 Region IV-B 05 2021 1 007 Region V 06 2021 1 008 Region VI 07 2021 1 009 Region VII 08 2021 1 010 Region VIII 09 2021 1 011 Region IX 10 2021 1 012 Region X 11 2021 1 013 Region XI 12 2021 1 014 Region XII 13 2021 1 015 Region XIII	01/28/21 01/28/21 01/28/21 01/28/21 01/28/21 01/28/21 01/28/21 01/28/21 01/28/21 01/28/21 01/28/21 01/28/21 01/28/21 01/28/21	SAA - January to June SAA - January to June SAA - January to June SAA - January to June SAA - January to June SAA - January to June SAA - January to June SAA - January to June SAA - January to June SAA - January to June SAA - January to June SAA - January to June SAA - January to June SAA - January to June	01 1 04 102	42,040,000.00 42,040,000.00					42,040 42,040
SAA - Additional RLIP (Transfer of Personnel from Central to Region)										
	03 2021 2 033 Region III 00 2021 2 057 NCR 01 2021 2 058 Region I 02 2021 2 059 Region II 03 2021 2 060 Region III 4A 2021 2 061 Region IV-A 4B 2021 2 062 Region IV-B 05 2021 2 063 Region V 06 2021 2 064 Region VI 07 2021 2 065 Region VII 08 2021 2 066 Region VIII 09 2021 2 067 Region IX 10 2021 2 068 Region X 11 2021 2 069 Region XI 12 2021 2 070 Region XII 13 2021 2 071 Region XIII	04/19/21 05/21/21 05/21/21 05/21/21 05/21/21 05/21/21 05/21/21 05/21/21 05/21/21 05/21/21 05/21/21 05/21/21 05/21/21 05/21/21	SAA - July to December SAA - July to December SAA - July to December SAA - July to December SAA - July to December SAA - July to December SAA - July to December SAA - July to December SAA - July to December SAA - July to December SAA - July to December SAA - July to December SAA - July to December SAA - July to December	01 1 01 402						
Contingent Fund										

LIST OF ALLOTMENTS AND SUB-ALLOTMENTS

As of the Quarter Ending: September 30, 2021

Department : Department of Finance
 Agency : BUREAU OF THE TREASURY
 Operating Unit : CENTRAL OFFICE
 Organization Code : 11-005-00-00000
 Funding Source Code :

FAR No. 1-B

Current Year Appropriations
 Supplemental Appropriations
 Continuing Appropriations

ALLOTMENTS / SUB-ALLOTMENTS				FUNDING SOURCE		ALLOTMENTS / SUB-ALLOTMENTS RECEIVED FROM COs / ROS				
No.	Number	Date	Description	UACS Code	PS	MOOE	FINEX	CO	Total	
1	2	3	4	5	6	7	8	9	10=6+7+8+9	
Special Purpose Fund - Miscellaneous Personnel Benefits Fund (MPBF)										
SARO-BMB-A-21-0002050										
		04/22/21	To Cover payment of CY 2019 Performance Based Bonus of entitled officials and employees	01 1 01 406	15,870,957.00	-	-	-	15,871	
					15,870,957.00				15,871	
	00	2021 2	037 NCR							
	01	2021 2	038 Region I							
	02	2021 2	039 Region II							
	03	2021 2	040 Region III							
	4A	2021 2	041 Region IV-A							
	4B	2021 2	042 Region IV-B							
	05	2021 2	043 Region V							
	06	2021 2	044 Region VI							
	07	2021 2	045 Region VII							
	08	2021 2	046 Region VIII							
	09	2021 2	047 Region IX							
	10	2021 2	048 Region X							
	11	2021 2	049 Region XI							
	12	2021 2	050 Region XII							
	13	2021 2	051 Region XIII							
Special Purpose Fund - Pension and Gratuity Fund (PGF)										
				01 1 01 407	-	-	-	-		
Unprogrammed Appropriations										
				01 1 05 422	-	-	-	-		
Automatic Appropriation - Special Account - Locally Funded/ Domestic Grants Fund										
				03 1 04 385	-	10,000,000,000.00	-	-	10,000,000	
SARO-BMB-A-21-0001714										
		04/21/21	To Cover the Implementation of the Coconut Farmers and Industry Development Plan pursuant to R.A. No. 11524 approved on February 26, 2021 otherwise known as the "Coconut Farmers and Industry Trust Fund Act".			10,000,000,000.00			10,000,000	

LIST OF ALLOTMENTS AND SUB-ALLOTMENTS

As of the Quarter Ending: September 30, 2021

Department : Department of Finance
Agency : BUREAU OF THE TREASURY
Operating Unit : CENTRAL OFFICE
Organization Code : 11-005-00-00000
Funding Source Code :

FAR NO. 1-B

Current Year Appropriations
Supplemental Appropriations
Continuing Appropriations

ALLOTMENTS / SUB-ALLOTMENTS			FUNDING SOURCE		ALLOTMENTS / SUB-ALLOTMENTS RECEIVED FROM COS / ROS				
No.	Number	Date	Description	UACS Code	PS	MOOE	FINEX	CO	Total
1	2	3	4	5	6	7	8	9	10=6+7+8+9
			Automatic Appropriation - Special Account - Foreign Assisted Fund	04 1 04 161	-	6,507,005.00	-	-	6,507
	SARO-BMB-A-21-0002050	05/04/21	To cover Capacity Building and Institutional Trainings, payment for scholarship grant of Ms Shannen Chua and other expenses chargeable to KFW			5,210,800.00			5,210
	SARO-BMB-A-21-0005182	07/13/21	To cover payment of scholarship grant of Ms. Ma, Trisha J, Querfiero at Central European University in Vienna, Austria chargeable to KFW			1,296,205.00			1,296
TOTAL					522,917,621.89	10,604,843,396.45	738,528,000.00	1,436,600,197.16	13,302,889
B. Sub-Allotments received from Central Office / Regional Office									
TOTAL					-	-	-	-	-
GRAND TOTAL					522,917,621.89	10,604,843,396.45	738,528,000.00	1,436,600,197.16	13,302,889
SUMMARY:									
Regular Agency Fund									
Current Appro. - Specific Budget of NCAs					01 1 01 101	522,917,621.89	598,336,391.45	738,528,000.00	1,436,600,197.16
Automatic Appropriation - RLP					01 1 04 102	460,379,000.00	538,413,000.00	712,000,000.00	448,147,000.00
Contingent Fund					01 1 01 402	42,040,000.00	-	-	42,040
SPF - MPBF					01 1 01 406	-	-	-	-
SPF - Pension and Gratuity Fund					01 1 01 407	15,870,957.00	-	-	15,870
Continuing Appropriation					01 1 02 101	-	-	-	-
Unprogrammed Appropriations					01 1 03 422	4,627,664.89	59,923,391.45	26,528,000.00	988,453,197.16
Special Account - Locally Funded/ Domestic Grants Fund						-	10,000,000,000.00	-	10,000,000
Automatic Appropriation - Coconut Levy Fund					03 1 04 395	-	10,000,000,000.00	-	10,000,000
Special Account - Foreign Assisted Fund						-	6,507,005.00	-	6,507
Automatic Appropriation - KFW					04 1 04 161	-	6,507,005.00	-	6,507
GRAND TOTAL					522,917,621.89	10,604,843,396.45	738,528,000.00	1,436,600,197.16	13,302,889

LIST OF ALLOTMENTS AND SUB-ALLOTMENTS

As of the Quarter Ending: September 30, 2021

FAR No. 1-B

Department : Department of Finance
Agency : BUREAU OF THE TREASURY
Operating Unit : CENTRAL OFFICE
Organization Code : 11-005-00-00000
Funding Source Code :

Current Year Appropriations
Supplemental Appropriations
Continuing Appropriations

No.	ALLOTMENTS / SUB-ALLOTMENTS		FUNDING SOURCE		SUB-ALLOTMENTS TO REGIONS / OPERATING UNITS				
	Number	Date	Description	UACS Code	PS	MOCE	FINEX	CO	Total
1	2	3	4	5	11	12	13	14	15=1+12+13+14
A. Allotments received from DBM									
Current Appropriation - Specific Budget of National Government Agencies (NGAs)					01 1 01 101	(243,187,720.00)	(89,830,400.00)	-	(325,395.32)
FY 2021 RA 11518									
00	2021	1	001 NCR		(9,234,000.00)	(891,000.00)			(10,125.00)
01	2021	1	002 Region I		(12,059,000.00)	(3,252,000.00)			(15,311.00)
02	2021	1	003 Region II		(7,617,000.00)	(2,331,000.00)			(9,948.00)
03	2021	1	004 Region III		(8,496,000.00)	(2,012,000.00)			(10,508.00)
4A	2021	1	005 Region IV-A		(7,594,000.00)	(2,559,000.00)			(10,353.00)
4B	2021	1	006 Region IV-B		(6,051,000.00)	(2,297,000.00)			(8,348.00)
05	2021	1	007 Region V		(11,243,000.00)	(4,452,000.00)			(13,695.00)
06	2021	1	008 Region VI		(6,594,000.00)	(3,335,000.00)			(9,929.00)
07	2021	1	009 Region VII		(6,191,000.00)	(2,277,000.00)			(8,468.00)
08	2021	1	010 Region VIII		(9,080,000.00)	(2,303,000.00)			(11,383.00)
09	2021	1	011 Region IX		(8,195,000.00)	(2,272,000.00)			(10,467.00)
10	2021	1	012 Region X		(6,479,000.00)	(2,416,000.00)			(8,895.00)
11	2021	1	013 Region XI		(7,704,000.00)	(2,346,000.00)			(10,052.00)
12	2021	1	014 Region XII		(7,375,000.00)	(2,601,000.00)			(9,976.00)
13	2021	1	015 Region XIII		(5,310,000.00)	(1,756,000.00)			(7,066.00)
03	2021	2	033 Region III		(1,153,720.00)	(390,000.00)			(1,153.72)
00	2021	2	034 NCR						
06	2021	2	035 Region VI			(640,000.00)			(380.00)
11	2021	2	036 Region XI			(375,000.00)			(375.00)
4B	2021	2	052 Region IV-B			16,000.00			16.00
00	2021	2	053 NCR			(16,000.00)			(16.00)
03	2021	2	054 Region III			(1,000,000.00)			(1,000.00)
06	2021	2	055 Region VI			(500,000.00)			(500.00)
07	2021	2	056 Region VII			(950,000.00)			(950.00)
00	2021	2	057 NCR			(895,000.00)			(895.00)
01	2021	2	058 Region I			(3,262,000.00)			(10,403.00)
02	2021	2	059 Region II			(7,861,000.00)			(15,580.00)
03	2021	2	060 Region III			(8,739,000.00)			(10,201.00)
4A	2021	2	061 Region IV-A			(7,944,000.00)			(10,760.00)
4B	2021	2	062 Region IV-B			(2,668,000.00)			(10,612.00)
05	2021	2	063 Region V			(6,225,000.00)			(8,529.00)
06	2021	2	064 Region VI			(11,527,000.00)			(13,989.00)
07	2021	2	065 Region VII			(6,364,000.00)			(10,159.00)
08	2021	2	066 Region VIII			(9,351,000.00)			(8,653.00)
09	2021	2	067 Region IX			(8,440,000.00)			(11,663.00)
10	2021	2	068 Region X			(6,652,000.00)			(10,719.00)
11	2021	2	069 Region XI			(7,935,000.00)			(9,080.00)
12	2021	2	070 Region XII			(2,567,000.00)			(10,295.00)

LIST OF ALLOTMENTS AND SUB-ALLOTMENTS

As of the Quarter Ending: September 30, 2021

FAR No. 1-B

Department : Department of Finance
Agency : BUREAU OF THE TREASURY
Operating Unit : CENTRAL OFFICE
Organization Code : 11-005-00-00000
Funding Source Code :

Current Year Appropriations
Supplemental Appropriations
Continuing Appropriations

No.	ALLOTMENTS / SUB-ALLOTMENTS			FUNDING SOURCE		SUB-ALLOTMENTS TO REGIONS / OPERATING UNITS			
	Number	Date	Description	UACS Code	PS	MOOE	FINEX	CO	Total
1	2	3	4	5	11	12	13	14	15=11+12+13+14
	13	2021	05/21/21	SAA - July to December	(5,453,000.00)	(1,768,000.00)			(7,221.00)
	01	2021	06/08/21	SAA - Adjustment of Releases	150,000.00				150.00
	4A	2021	06/08/21	SAA - Adjustment of Releases	50,000.00				50.00
	05	2021	06/08/21	SAA - Adjustment of Releases	207,892.00				207.67
	08	2021	06/08/21	SAA - Adjustment of Releases	50,000.00				50.00
	11	2021	06/08/21	SAA - Adjustment of Releases	249,525.00				249.66
	12	2021	06/08/21	SAA - Adjustment of Releases	79,615.00				79.69
	13	2021	06/08/21	SAA - Adjustment of Releases	100,000.00				100.00
	02	2021	06/08/21	SAA - Additional Allotment	(129,615.00)				(129.61)
	03	2021	06/08/21	SAA - Additional Allotment	(175,306.00)				(175.30)
	4B	2021	06/08/21	SAA - Additional Allotment	(364,953.00)				(364.95)
	06	2021	06/08/21	SAA - Additional Allotment	(182,386.00)				(182.38)
	10	2021	06/08/21	SAA - Additional Allotment	(34,672.00)				(34.67)
	09	2021	06/09/21	SAA - Additional Security Services		(450,000.00)			(450.00)
	02	2021	06/14/21	SAA - Additional Rents - Building		(793,000.00)			(793.00)
	03	2021	06/14/21	SAA - Additional Rents - Building		(56,200.00)			(56.20)
	4A	2021	06/14/21	SAA - Additional Rents - Building		(1,135,000.00)			(1,135.00)
	4B	2021	06/14/21	SAA - Additional Rents - Building		(744,000.00)			(744.00)
	05	2021	06/14/21	SAA - Additional Rents - Building		(755,000.00)			(755.00)
	06	2021	06/14/21	SAA - Additional Rents - Building		(978,000.00)			(978.00)
	07	2021	06/14/21	SAA - Additional Rents - Building		(505,000.00)			(505.00)
	10	2021	06/14/21	SAA - Additional Rents - Building		(1,059,000.00)			(1,059.00)
	12	2021	06/14/21	SAA - Additional Rents - Building		(133,000.00)			(133.00)
	13	2021	06/14/21	SAA - Additional Rents - Building		(316,000.00)			(316.00)
	01	2021	06/17/21	SAA - Adjustment of Releases		(51,200.00)			(51.20)
	02	2021	06/17/21	SAA - Adjustment of Releases		12,000.00			12.00
	08	2021	06/17/21	SAA - Adjustment of Releases		6,000.00			6.00
	11	2021	06/17/21	SAA - Adjustment of Releases		24,000.00			24.00
	13	2021	06/17/21	SAA - Adjustment of Releases		30,000.00			30.00
	03	2021	06/17/21	SAA - Adjustment of Releases		12,000.00			12.00
	4A	2021	06/17/21	SAA - Additional Allotment		(6,000.00)			(6.00)
	4B	2021	06/17/21	SAA - Additional Allotment		(42,000.00)			(42.00)
	06	2021	06/17/21	SAA - Additional Allotment		(6,000.00)			(6.00)
	10	2021	06/17/21	SAA - Additional Allotment		(18,000.00)			(18.00)
	00	2021	07/12/21	SAA - Additional Allotment		(106,800.00)			(106.80)
	01	2021	07/12/21	SAA - Additional Allotment		(209,400.00)			(209.40)
	02	2021	07/12/21	SAA - Additional Allotment		(150,400.00)			(150.40)
	03	2021	07/12/21	SAA - Additional Allotment		(167,900.00)			(167.90)
	4A	2021	07/12/21	SAA - Additional Allotment		(20,400.00)			(20.40)
	4B	2021	07/12/21	SAA - Additional Allotment		(88,400.00)			(88.40)
	05	2021	07/12/21	SAA - Additional Allotment		(68,900.00)			(68.90)
	07	2021	07/12/21	SAA - Additional Allotment		(20,400.00)			(20.40)
	08	2021	07/12/21	SAA - Additional Allotment		(157,400.00)			(157.40)
	09	2021	07/12/21	SAA - Additional Allotment		(69,400.00)			(69.40)

LIST OF ALLOTMENTS AND SUB-ALLOTMENTS

As of the Quarter Ending: September 30, 2021

FAR No. 1-B

Department : Department of Finance
Agency : BUREAU OF THE TREASURY
Operating Unit : CENTRAL OFFICE
Organization Code : 11-005-00-0000
Funding Source Code :

Current Year Appropriations
Supplemental Appropriations
Continuing Appropriations

No.	ALLOTMENTS / SUB-ALLOTMENTS		FUNDING SOURCE		SUB-ALLOTMENTS TO REGIONS / OPERATING UNITS				
	Number	Date	Description	UACS Code	PS	MOOE	FINEX	CO	Total
1	2	3	4	5	11	12	13	14	15=11+12+13+14
Continuing Appropriation - Specific Budget of National Government Agencies (NGAs)	10 2021 3 118 Region X	07/12/21	SAA - Additional Allotment			(95,900.00)			(95,900.00)
	11 2021 3 119 Region XI	07/12/21	SAA - Additional Allotment			(20,400.00)			(20,400.00)
	12 2021 3 120 Region XII	07/12/21	SAA - Additional Allotment			(170,400.00)			(170,400.00)
	13 2021 3 121 Region XIII	07/12/21	SAA - Additional Allotment			(83,400.00)			(83,400.00)
	11 2021 3 122 Region XI	07/12/21	SAA - Additional Allotment			(83,000.00)			(83,000.00)
	01 2021 3 123 Region I	08/16/21	SAA - Additional Allotment			(593,000.00)			(593,000.00)
	02 2021 3 124 Region II	08/16/21	SAA - Additional Allotment			(1,570,000.00)			(1,570,000.00)
	05 2021 3 125 Region V	08/16/21	SAA - Additional Allotment			(680,000.00)			(680,000.00)
	13 2021 3 126 Region XIII	08/16/21	SAA - Additional Allotment			(402,000.00)			(402,000.00)
	03 2021 3 127 Region III	08/26/21	SAA - Additional Allotment			(80,500.00)			(80,500.00)
	06 2021 3 127 Region VI	09/13/21	SAA - Adjustment of Releases			142,000.00			142,000.00
	02 2021 3 128 Region II	09/13/21	SAA - Additional Allotment			(42,000.00)			(42,000.00)
	01 2021 3 129 Region I	09/13/21	SAA - Additional Allotment			(50,000.00)			(50,000.00)
	13 2021 3 130 Region XIII	09/13/21	SAA - Additional Allotment			(50,000.00)			(50,000.00)
	13 2021 3 131 Region XIII	09/20/21	SAA - Additional Allotment			(152,000.00)			(152,000.00)
	1 2021 3 132 Region I	09/20/21	SAA - Additional Allotment			(539,000.00)			(539,000.00)
	3 2021 3 133 Region III	09/20/21	SAA - Additional Allotment			(1,356,500.00)			(1,356,500.00)
	4A 2021 3 134 Region IV-A	09/20/21	SAA - Additional Allotment			(482,800.00)			(482,800.00)
Continuing Appropriation - Specific Budget of National Government Agencies (NGAs)	12 2021 3 135 Region XII	09/20/21	SAA - Additional Allotment			(266,500.00)			(266,500.00)
	10 2021 3 136 Region X	09/21/21	SAA - Adjustment of Releases			125,000.00			125,000.00
	2 2021 3 137 Region II	09/27/21	SAA - Additional Allotment			(125,000.00)			(125,000.00)
Continuing Appropriation - Specific Budget of National Government Agencies (NGAs)	NORSA-2021-04-0003A	04/26/21	Overpayment of Transaction Fees for the BIR Over-the-Counter Collections for the Period of January to December 2019	01 1 02 101		(9,096,985.07)		(108,540.05)	(9,205,525.12)
	NORSA-2021-05-0006	05/28/21	Cancellation of the PNP 2.0 Billion Obligation for the National Indemnity Insurance Program (CRS 02-101101-2020-12-1496 dated 12.10.2020)						
	NORSA-2021-06-0008	06/29/21	Adjustment for the Year-end bonus and cash gift for FY 2020 of Ms. Elena Maglilang (CRS 01-101101-2020-12-1619 dated 12/18/2020)						
	NORSA-2021-06-0009	06/29/21	Adjustment for the Year-end bonus and cash gift for FY 2020 of Ms. Emilia Tuquero (CRS 01-101101-2020-12-1621 dated 12/18/2020)						
	NORSA-2021-06-0010	06/29/21	Adjustment for the Year-end bonus and cash gift for FY 2020 of Mr. Homer Soliven (CRS 01-101101-2020-12-1627 dated 12/18/2020)						
	NORSA-2021-06-0011	06/29/21	Adjustment for the Year-end bonus and cash gift for FY 2020 of Ms. Biesida Perez (CRS 01-101101-2020-12-1628 dated 12/18/2020)						
	NORSA-2021-06-0012	06/29/21	Adjustment for the Year-end bonus and cash gift for FY 2020 of Mr. George Carabacan (CRS 01-101101-2020-12-1629 dated 12/18/2020)						
	NORSA-2021-06-0013	06/29/21	Adjustment for the Year-end bonus and cash gift for FY 2020 of Ms. Maria Candad Soliven (CRS 01-101101-2020-12-1618 dated 12/18/2020)						
	NORSA-2021-06-0014	06/29/21	Adjustment for the Year-end bonus and cash gift for FY 2020 of Ms. Rosita Tally (CRS 01-101101-2020-12-1630 dated 12/18/2020)						
	NORSA-2021-06-0015	06/29/21	Adjustment for the Year-end bonus and cash gift for FY 2020 of Mr. Florante Padilla (CRS 01-101101-2020-12-1632 dated 12/18/2020)						

LIST OF ALLOTMENTS AND SUB-ALLOTMENTS

As of the Quarter Ending: September 30, 2021

FAR NO. 1-B

Department : Department of Finance
Agency : BUREAU OF THE TREASURY
Operating Unit : CENTRAL OFFICE
Organization Code : 11-005-00-00000
Funding Source Code :

Current Year Appropriations
Supplemental Appropriations
Continuing Appropriations

No.	ALLOTMENTS / SUB-ALLOTMENTS		FUNDING SOURCE		SUB-ALLOTMENTS TO REGIONS / OPERATING UNITS				
	Number	Date	Description	UACS Code	PS	MOOE	FINEX	CO	Total
1	2	3	4	5	11	12	13	14	15=11+12+13+14
	NORSA-2021-06-0016	06/29/21	Adjustment for the Year-end bonus and cash gift for FY 2020 of Ms. Lota Fernandez (ORS 01-101101-2020-12-1633 dated 12/18/2020)						
	NORSA-2021-06-0017	06/29/21	Adjustment for the Year-end bonus and cash gift for FY 2020 of Ms. Herminia Abellano (ORS 01-101101-2020-12-1635 dated 12/18/2020)						
	NORSA-2021-06-0018	06/29/21	Adjustment for the Year-end bonus and cash gift for FY 2020 of Ms. Minerva Hina (ORS 01-101101-2020-12-1636 dated 12/18/2020)						
	NORSA-2021-06-0019	06/29/21	Adjustment for the Year-end bonus and cash gift for FY 2020 of Ms. Elena Neuron (ORS 01-101101-2020-12-1637 dated 12/18/2020)						
	NORSA-2021-06-0020	06/29/21	Adjustment for the Year-end bonus and cash gift for FY 2020 of Ms. Marcelita Pagayanan (ORS 01-101101-2020-12-1638 dated 12/18/2020)						
	NORSA-2021-06-0021	06/29/21	Adjustment for the Year-end bonus and cash gift for FY 2020 of Mr. Ramon dela Cruz (ORS 01-101101-2020-12-1641 dated 12/18/2020)						
	NORSA-2021-06-0022	06/29/21	Adjustment for the Year-end bonus and cash gift for FY 2020 of Mr. Apil Ibrahim (ORS 01-101101-2020-12-1642 dated 12/18/2020)						
	NORSA-2021-06-0023	06/29/21	Adjustment for the Year-end bonus and cash gift for FY 2020 of Ms. Angelina Turur (ORS 01-101101-2020-12-1643 dated 12/18/2020)						
	NORSA-2021-06-0024	06/29/21	Adjustment for the Year-end bonus and cash gift for FY 2020 of Ms. Carmalin Haas (ORS 01-101101-2020-12-1644 dated 12/18/2020)						
	SARO-BMB-A-21-0006183	08/05/21	To effect discontinuance of appropriated programs, activities or projects (PAPs) pursuant to Administrative Order No. 41, s. 2021, as implemented by National Budget Circular No. 586 dated May 21, 2021						
	SARO-BMB-A-21-0006183	08/05/21	To effect discontinuance of appropriated programs, activities or projects (PAPs) pursuant to Administrative Order No. 41, s. 2021, as implemented by National Budget Circular No. 586 dated May 21, 2021						
05 2021 1 016 Region V	02/28/21	SAA - Additional RM-Buildings	(500,000.00)						(500.00)
00 2021 1 017 NCR	03/03/21	SAA - Continuing Appropriation FY 2020	(63,473.32)						(63.4)
01 2021 1 018 Region I	03/03/21	SAA - Continuing Appropriation FY 2020	(16,894.86)						(16.3)
02 2021 1 019 Region II	03/03/21	SAA - Continuing Appropriation FY 2020	(71.41)						(0.1)
03 2021 1 020 Region III	03/03/21	SAA - Continuing Appropriation FY 2020	(116,541.09)						(116.5)
04 2021 1 021 Region IV-A	03/03/21	SAA - Continuing Appropriation FY 2020	(641,835.42)						(641.8)
05 2021 1 022 Region IV-B	03/03/21	SAA - Continuing Appropriation FY 2020	(607,643.97)						(607.6)
06 2021 1 023 Region V	03/03/21	SAA - Continuing Appropriation FY 2020	(157,383.09)						(157.4)
07 2021 1 024 Region VI	03/03/21	SAA - Continuing Appropriation FY 2020	(1,206,813.49)						(1,206.8)
08 2021 1 025 Region VII	03/03/21	SAA - Continuing Appropriation FY 2020	(572,627.64)						(572.6)
09 2021 1 026 Region VIII	03/03/21	SAA - Continuing Appropriation FY 2020	(338,491.35)						(338.5)
10 2021 1 027 Region IX	03/03/21	SAA - Continuing Appropriation FY 2020	(340,471.75)						(340.5)
11 2021 1 028 Region X	03/03/21	SAA - Continuing Appropriation FY 2020	(685,700.84)						(685.7)
12 2021 1 029 Region XI	03/03/21	SAA - Continuing Appropriation FY 2020	(871,711.63)						(871.7)
13 2021 1 030 Region XII	03/03/21	SAA - Continuing Appropriation FY 2020	(78,905.72)						(78.9)
06 2021 1 031 Region XIII	03/04/21	SAA - Additional Electricity Expense (Data Center Panay)	(65,918.79)						(65.9)
06 2021 1 032 Region VI	06/09/21	SAA - Additional Fuel Expense (Data Center Panay)	(1,722,000.00)						(1,722.0)
06 2021 2 084 Region VI			(50,000.00)						(50.0)

LIST OF ALLOTMENTS AND SUB-ALLOTMENTS

As of the Quarter Ending: September 30, 2021

FAR No. 1-B

Department : Department of Finance
Agency : BUREAU OF THE TREASURY
Operating Unit : CENTRAL OFFICE
Organization Code : 11-005-00-00000
Funding Source Code :

Current Year Appropriations
Supplemental Appropriations
Continuing Appropriations

No.	ALLOTMENTS / SUB-ALLOTMENTS		FUNDING SOURCE		SUB-ALLOTMENTS TO REGIONS / OPERATING UNITS				
	Number	Date	Description	UACS Code	PS	MOOE	FINEX	CO	Total
1	2	3	4	5	11	12	13	14	15=11+12+13+14
Automatic Appropriation - Retirement and Life Insurance Premiums (RILP)	07 2021 3 115 Region VII	07/12/21	SAA - Additional Allotment			(87,000.00)			(87,000.00)
	11 2021 3 122 Region XI	07/21/21	SAA - Additional Allotment			(264,000.00)			(264,000.00)
	08 2021 3 122-A Region VIII	07/28/21	SAA - Additional Allotment			(200,000.00)			(200,000.00)
	13 2021 3 131 Region XII	08/20/21	SAA - Additional Allotment			(184,000.00)			(184,000.00)
	12 2021 3 135 Region XII	08/20/21	SAA - Additional Allotment			(125,000.00)			(125,000.00)
	00 2021 1 001 NCR	01/28/21	SAA - January to June		(876,000.00)				(876,000.00)
	01 2021 1 002 Region I	01/28/21	SAA - January to June		(1,147,000.00)				(1,147,000.00)
	02 2021 1 003 Region II	01/28/21	SAA - January to June		(717,000.00)				(717,000.00)
	03 2021 1 004 Region III	01/28/21	SAA - January to June		(794,000.00)				(794,000.00)
	4A 2021 1 005 Region IV-A	01/28/21	SAA - January to June		(721,000.00)				(721,000.00)
	4B 2021 1 006 Region IV-B	01/28/21	SAA - January to June		(529,000.00)				(529,000.00)
	05 2021 1 007 Region V	01/28/21	SAA - January to June		(1,096,000.00)				(1,096,000.00)
Contingent Fund	08 2021 1 008 Region VI	01/28/21	SAA - January to June		(610,000.00)				(610,000.00)
	07 2021 1 009 Region VII	01/28/21	SAA - January to June		(505,000.00)				(505,000.00)
	08 2021 1 010 Region VIII	01/28/21	SAA - January to June		(861,000.00)				(861,000.00)
	09 2021 1 011 Region IX	01/28/21	SAA - January to June		(763,000.00)				(763,000.00)
	10 2021 1 012 Region X	01/28/21	SAA - January to June		(613,000.00)				(613,000.00)
	11 2021 1 013 Region XI	01/28/21	SAA - January to June		(818,000.00)				(818,000.00)
	12 2021 1 014 Region XII	01/28/21	SAA - January to June		(698,000.00)				(698,000.00)
	13 2021 1 015 Region XIII	01/28/21	SAA - January to June		(514,000.00)				(514,000.00)
	03 2021 2 033 Region III	04/19/21	SAA - Additional RILP (Transfer of Personnel from Central to Region)		(100,500.00)				(100,500.00)
	00 2021 2 057 NCR	05/21/21	SAA - July to December		(877,000.00)				(877,000.00)
	01 2021 2 058 Region I	05/21/21	SAA - July to December		(1,147,000.00)				(1,147,000.00)
	02 2021 2 059 Region II	05/21/21	SAA - July to December		(717,000.00)				(717,000.00)
	03 2021 2 060 Region III	05/21/21	SAA - July to December		(795,000.00)				(795,000.00)
	4A 2021 2 061 Region IV-A	05/21/21	SAA - July to December		(722,000.00)				(722,000.00)
	4B 2021 2 062 Region IV-B	05/21/21	SAA - July to December		(529,000.00)				(529,000.00)
	05 2021 2 063 Region V	05/21/21	SAA - July to December		(1,097,000.00)				(1,097,000.00)
	06 2021 2 064 Region VI	05/21/21	SAA - July to December		(610,000.00)				(610,000.00)
	07 2021 2 065 Region VII	05/21/21	SAA - July to December		(505,000.00)				(505,000.00)
	08 2021 2 066 Region VIII	05/21/21	SAA - July to December		(862,000.00)				(862,000.00)
	09 2021 2 067 Region IX	05/21/21	SAA - July to December		(763,000.00)				(763,000.00)
	10 2021 2 068 Region X	05/21/21	SAA - July to December		(613,000.00)				(613,000.00)
	11 2021 2 069 Region XI	05/21/21	SAA - July to December		(819,000.00)				(819,000.00)
	12 2021 2 070 Region XII	05/21/21	SAA - July to December		(699,000.00)				(699,000.00)
	13 2021 2 071 Region XIII	05/21/21	SAA - July to December		(515,000.00)				(515,000.00)
Total									
Contingent Fund					01 1 01 402	-	-	-	-
Automatic Appropriation - Retirement and Life Insurance Premiums (RILP)					01 1 04 102	(22,632,500.00)	-	-	(22,632,500.00)

LIST OF ALLOTMENTS AND SUB-ALLOTMENTS

As of the Quarter Ending: September 30, 2021

FAR No. 1-B

Department : Department of Finance
 Agency : BUREAU OF THE TREASURY
 Operating Unit : CENTRAL OFFICE
 Organization Code : 11-005-00-00000
 Funding Source Code :

Current Year Appropriations
 Supplemental Appropriations
 Continuing Appropriations

No.	ALLOTMENTS / SUB-ALLOTMENTS		FUNDING SOURCE		SUB-ALLOTMENTS TO REGIONS / OPERATING UNITS				
	Number	Date	Description	UACS Code	PS	MOOE	FINEX	CO	Total
1	2	3	4	5	11	12	13	14	15=11+12+13+14
Special Purpose Fund - Miscellaneous Personnel Benefits Fund (MPBF)									
SARO-BMB-A-21-0002050									
		04/22/21	To Cover payment of CY 2019 Performance Based Bonus of entitled officials and employees	01 1 01 406	(6,696,597.68)	-	-	-	(6,696,597.68)
00	2021	2	037 NCR		(528,063.23)				(528,063.23)
01	2021	2	038 Region I		(608,278.50)				(608,278.50)
02	2021	2	039 Region II		(473,410.50)				(473,410.50)
03	2021	2	040 Region III		(567,566.95)				(567,566.95)
4A	2021	2	041 Region IV-A		(402,679.00)				(402,679.00)
4B	2021	2	042 Region IV-B		(505,916.50)				(505,916.50)
05	2021	2	043 Region V		(540,192.70)				(540,192.70)
06	2021	2	044 Region VI		(477,049.00)				(477,049.00)
07	2021	2	045 Region VII		(300,597.00)				(300,597.00)
08	2021	2	046 Region VIII		(494,080.50)				(494,080.50)
09	2021	2	047 Region IX		(420,997.80)				(420,997.80)
10	2021	2	048 Region X		(410,070.00)				(410,070.00)
11	2021	2	049 Region XI		(372,837.50)				(372,837.50)
12	2021	2	050 Region XII		(378,878.00)				(378,878.00)
13	2021	2	051 Region XIII		(215,980.50)				(215,980.50)
Special Purpose Fund - Pension and Gratuity Fund (PGF)									
SARO-BMB-A-21-0001714									
		04/21/21	To Cover the implementation of the Coconut Farmers and Industry Development Plan pursuant to R.A. No. 11524 approved on February 26, 2021 otherwise known as the "Coconut Farmers and Industry Trust Fund Act".	03 1 04 395	-	-	-	-	-
Unprogrammed Appropriations									
SARO-BMB-A-21-0001714									
		04/21/21	To Cover the implementation of the Coconut Farmers and Industry Development Plan pursuant to R.A. No. 11524 approved on February 26, 2021 otherwise known as the "Coconut Farmers and Industry Trust Fund Act".	03 1 04 395	-	-	-	-	-

LIST OF ALLOTMENTS AND SUB-ALLOTMENTS

As of the Quarter Ending: September 30, 2021

Department : Department of Finance
 Agency : BUREAU OF THE TREASURY
 Operating Unit : CENTRAL OFFICE
 Organization Code : 11-005-00-00000
 Funding Source Code :

FAR No. 1-B

Current Year Appropriations
 Supplemental Appropriations
 Continuing Appropriations

No.	ALLOTMENTS / SUB-ALLOTMENTS		FUNDING SOURCE	SUB-ALLOTMENTS TO REGIONS / OPERATING UNITS					
	Number	Date	Description	UACS Code	PS	MOOE	FINEX	CO	Total
1	2	3	4	5	11	12	13	14	15=11+12+13+14
	Automatic Appropriation - Special Account - Foreign Assisted Fund								
	SARO-BMB-A-21-0002050	05/04/21	To cover Capacity Building and Institutional Trainings, payment for scholarship grant of Ms Shannen China ang other expenses chargeable to KFW	04 1 04 161	-	-	-	-	-
	SARO-BMB-A-21-0005182	07/13/21	To cover payment of scholarship grant of Ms. Ma, Trisha J Querfiero at Central European University in Vienna, Austria chargeable to KFW						
	TOTAL				(272,516,817.68)	(99,027,385.07)	-	(108,540.06)	(363,890.9)
B. Sub-Allotments received from Central Office / Regional Office									
	TOTAL				(272,516,817.68)	(99,027,385.07)	-	(108,540.06)	(363,890.9)
	GRAND TOTAL				(272,516,817.68)	(99,027,385.07)	-	(108,540.06)	(363,890.9)
SUMMARY:									
Regular Agency Fund				01 1 01 101	(272,516,817.68)	(99,027,385.07)	-	(108,540.06)	(363,890.9)
Current Appro. - Specific Budget of NGAs				01 1 04 102	(243,187,720.00)	(89,390,400.00)	-	-	(332,578.12)
Automatic Appropriation - RLIP				01 1 01 402	(22,632,500.00)	-	-	-	(22,632.50)
Contingent Fund				01 1 01 406	(6,696,597.68)	-	-	-	(6,696.59)
SFF - MPBF				01 1 01 407	-	(9,095,985.07)	-	(108,540.06)	(9,205.52)
SFF - Pension and Gratuity Fund				01 1 02 101	-	-	-	-	-
Continuing Appropriation				01 1 05 422	-	-	-	-	-
Unprogrammed Appropriations									
Special Account - Locally Funded/ Domestic Grants Fund				03 1 04 395	-	-	-	-	-
Automatic Appropriation - Coconut Levy Fund									
Special Account - Foreign Assisted Fund				04 1 04 161	-	-	-	-	-
Automatic Appropriation - KFW									
	GRAND TOTAL				(272,516,817.68)	(99,027,385.07)	-	(108,540.06)	(363,890.9)

LIST OF ALLOTMENTS AND SUB-ALLOTMENTS
As of the Quarter Ending: September 30, 2021

FAR No. 1-B

Department : Department of Finance
Agency : BUREAU OF THE TREASURY
Operating Unit : CENTRAL OFFICE
Organization Code : 11-005-00-00000
Funding Source Code :

Current Year Appropriations
Supplemental Appropriations
Continuing Appropriations

No.	ALLOTMENTS / SUB-ALLOTMENTS		FUNDING SOURCE		TOTAL ALLOTMENTS / NET SUB-ALLOTMENTS				
	Number	Date	Description	UACS Code	PS	MOOE	FINEX	CO	Total
1	2	3	4	5	16=6+11	17=7+12	18=8+13	19=9+14	17=14+15+16
A. Allotments received from DBM									
Current Appropriation - Specific Budget of National Government Agencies (NSGA)									
FY 2021 RA 11518					01 1 01 101	217,191,280.00	456,244,400.00	712,000,000.00	448,147,000.00
						460,379,000.00	538,413,000.00	712,000,000.00	448,147,000.00
00	2021	1	001 NCR	01/28/21	SAA - January to June	(8,234,000.00)	(891,000.00)	-	(10,125.00)
01	2021	1	002 Region I	01/28/21	SAA - January to June	(12,059,000.00)	(3,252,000.00)	-	(15,311.00)
02	2021	1	003 Region II	01/28/21	SAA - January to June	(7,617,000.00)	(2,331,000.00)	-	(9,948.00)
03	2021	1	004 Region III	01/28/21	SAA - January to June	(8,496,000.00)	(2,012,000.00)	-	(10,508.00)
4A	2021	1	005 Region IV-A	01/28/21	SAA - January to June	(7,694,000.00)	(2,659,000.00)	-	(10,353.00)
4B	2021	1	006 Region IV-B	01/28/21	SAA - January to June	(6,051,000.00)	(2,297,000.00)	-	(8,348.00)
05	2021	1	007 Region V	01/28/21	SAA - January to June	(11,243,000.00)	(2,452,000.00)	-	(13,695.00)
06	2021	1	008 Region VI	01/28/21	SAA - January to June	(6,594,000.00)	(3,335,000.00)	-	(9,929.00)
07	2021	1	009 Region VII	01/28/21	SAA - January to June	(6,191,000.00)	(2,277,000.00)	-	(8,468.00)
08	2021	1	010 Region VIII	01/28/21	SAA - January to June	(9,080,000.00)	(2,303,000.00)	-	(11,383.00)
09	2021	1	011 Region IX	01/28/21	SAA - January to June	(8,195,000.00)	(2,272,000.00)	-	(10,467.00)
10	2021	1	012 Region X	01/28/21	SAA - January to June	(6,479,000.00)	(2,416,000.00)	-	(8,895.00)
11	2021	1	013 Region XI	01/28/21	SAA - January to June	(7,704,000.00)	(2,348,000.00)	-	(10,052.00)
12	2021	1	014 Region XII	01/28/21	SAA - January to June	(7,375,000.00)	(2,601,000.00)	-	(9,976.00)
13	2021	1	015 Region XIII	01/28/21	SAA - January to June	(5,310,000.00)	(1,758,000.00)	-	(7,068.00)
03	2021	2	033 Region III	04/19/21	SAA - Additional PS (Transfer of Personnel from Central to Region)	(1,153,720.00)	-	-	(1,153.70)
00	2021	2	034 NCR	04/20/21	SAA - Additional Other Professional Services	-	(380,000.00)	-	(380.00)
06	2021	2	035 Region VI	04/20/21	SAA - Additional Security Services (Data Center Panay)	-	(640,000.00)	-	(640.00)
11	2021	2	036 Region XI	04/20/21	SAA - Additional Security Services	-	(315,000.00)	-	(315.00)
4B	2021	2	032 Region IV-B	05/12/21	SAA - Adjustment of Releases	-	16,000.00	-	16.00
00	2021	2	053 NCR	05/12/21	SAA - Additional Allotment	-	(16,000.00)	-	(16.00)
03	2021	2	054 Region III	05/14/21	SAA - Additional RM-Buildings	-	(1,000,000.00)	-	(1,000.00)
06	2021	2	055 Region VI	05/14/21	SAA - Additional RM-Buildings	-	(500,000.00)	-	(500.00)
07	2021	2	056 Region VII	05/14/21	SAA - Additional RM-Buildings	-	(950,000.00)	-	(950.00)
00	2021	2	057 NCR	05/21/21	SAA - July to December	-	(885,000.00)	-	(885.00)
01	2021	2	058 Region I	05/21/21	SAA - July to December	(9,508,000.00)	(3,282,000.00)	-	(12,790.00)
02	2021	2	059 Region II	05/21/21	SAA - July to December	(12,318,000.00)	(3,262,000.00)	-	(15,580.00)
03	2021	2	060 Region III	05/21/21	SAA - July to December	(7,861,000.00)	(2,340,000.00)	-	(10,201.00)
4A	2021	2	061 Region IV-A	05/21/21	SAA - July to December	(8,739,000.00)	(2,021,000.00)	-	(10,760.00)
4B	2021	2	062 Region IV-B	05/21/21	SAA - July to December	(7,944,000.00)	(2,668,000.00)	-	(10,612.00)
05	2021	2	063 Region V	05/21/21	SAA - July to December	(6,225,000.00)	(2,304,000.00)	-	(8,529.00)
06	2021	2	064 Region VI	05/21/21	SAA - July to December	(11,527,000.00)	(2,462,000.00)	-	(13,989.00)
07	2021	2	065 Region VII	05/21/21	SAA - July to December	(6,816,000.00)	(3,343,000.00)	-	(10,159.00)
08	2021	2	066 Region VIII	05/21/21	SAA - July to December	(6,364,000.00)	(2,289,000.00)	-	(8,653.00)
09	2021	2	067 Region IX	05/21/21	SAA - July to December	(9,351,000.00)	(2,312,000.00)	-	(11,663.00)
10	2021	2	068 Region X	05/21/21	SAA - July to December	(8,440,000.00)	(2,279,000.00)	-	(10,719.00)
11	2021	2	069 Region XI	05/21/21	SAA - July to December	(6,652,000.00)	(2,428,000.00)	-	(9,080.00)
12	2021	2	070 Region XII	05/21/21	SAA - July to December	(7,935,000.00)	(2,360,000.00)	-	(10,295.00)
						(7,579,000.00)	(2,607,000.00)	-	(10,186.00)
						217,191,280.00	456,244,400.00	712,000,000.00	1,833,982.00
						460,379,000.00	538,413,000.00	712,000,000.00	2,158,936.00

LIST OF ALLOTMENTS AND SUB-ALLOTMENTS

As of the Quarter Ending: September 30, 2021

FAR NO. 1-B

Department : Department of Finance
Agency : BUREAU OF THE TREASURY
Operating Unit : CENTRAL OFFICE
Organization Code : 11-005-00-00000
Funding Source Code :

Current Year Appropriations
Supplemental Appropriations
Continuing Appropriations

No.	ALLOTMENTS / SUB-ALLOTMENTS		FUNDING SOURCE		TOTAL ALLOTMENTS / NET SUB-ALLOTMENTS				
	Number	Date	Description	UACS Code	PS	MOOE	FINEX	CO	Total
1	2	3	4	5	16=6+11	17=7+12	18=8+13	19=9+14	17=14+15+16
13	2021 2 071 Region XIII	05/21/21	SAA - July to December		(5,455,000.00)	(1,766,000.00)	-	-	(7,221.00)
01	2021 2 072 Region I	06/08/21	SAA - Adjustment of Releases		150,000.00	-	-	-	150.00
4A	2021 2 073 Region IV-A	06/08/21	SAA - Adjustment of Releases		50,000.00	-	-	-	50.00
05	2021 2 074 Region V	06/08/21	SAA - Adjustment of Releases		207,692.00	-	-	-	207.69
08	2021 2 075 Region VIII	06/08/21	SAA - Adjustment of Releases		50,000.00	-	-	-	50.00
11	2021 2 076 Region XI	06/08/21	SAA - Adjustment of Releases		249,525.00	-	-	-	249.52
12	2021 2 077 Region XII	06/08/21	SAA - Adjustment of Releases		79,615.00	-	-	-	79.61
13	2021 2 078 Region XIII	06/08/21	SAA - Adjustment of Releases		100,000.00	-	-	-	100.00
02	2021 2 079 Region II	06/08/21	SAA - Additional Allotment		(129,615.00)	-	-	-	(129.61)
03	2021 2 080 Region III	06/08/21	SAA - Additional Allotment		(175,306.00)	-	-	-	(175.30)
4B	2021 2 081 Region IV-B	06/08/21	SAA - Additional Allotment		(364,953.00)	-	-	-	(364.95)
06	2021 2 082 Region VI	06/08/21	SAA - Additional Allotment		(182,386.00)	-	-	-	(182.38)
10	2021 2 083 Region X	06/08/21	SAA - Additional Allotment		(64,672.00)	-	-	-	(64.67)
09	2021 2 085 Region IX	06/09/21	SAA - Additional Security Services		-	(450,000.00)	-	-	(450.00)
01	2021 2 086 Region I	06/14/21	SAA - Additional Rents - Building		-	(793,000.00)	-	-	(793.00)
02	2021 2 087 Region II	06/14/21	SAA - Additional Rents - Building		-	(58,200.00)	-	-	(58.20)
03	2021 2 088 Region III	06/14/21	SAA - Additional Rents - Building		-	(1,135,000.00)	-	-	(1,135.00)
4A	2021 2 089 Region IV-A	06/14/21	SAA - Additional Rents - Building		-	(744,000.00)	-	-	(744.00)
4B	2021 2 090 Region IV-B	06/14/21	SAA - Additional Rents - Building		-	(765,000.00)	-	-	(765.00)
05	2021 2 091 Region V	06/14/21	SAA - Additional Rents - Building		-	(794,200.00)	-	-	(794.20)
06	2021 2 092 Region VI	06/14/21	SAA - Additional Rents - Building		-	(978,000.00)	-	-	(978.00)
07	2021 2 093 Region VII	06/14/21	SAA - Additional Rents - Building		-	(505,000.00)	-	-	(505.00)
08	2021 2 094 Region VIII	06/14/21	SAA - Additional Rents - Building		-	(1,059,000.00)	-	-	(1,059.00)
10	2021 2 095 Region X	06/14/21	SAA - Additional Rents - Building		-	(1,333,000.00)	-	-	(1,333.00)
12	2021 2 096 Region XII	06/14/21	SAA - Additional Rents - Building		-	(316,000.00)	-	-	(316.00)
13	2021 2 097 Region XIII	06/14/21	SAA - Additional Rents - Building		-	(51,200.00)	-	-	(51.20)
01	2021 2 098 Region I	06/17/21	SAA - Adjustment of Releases		12,000.00	-	-	-	12.00
02	2021 2 099 Region II	06/17/21	SAA - Adjustment of Releases		6,000.00	-	-	-	6.00
08	2021 2 100 Region VIII	06/17/21	SAA - Adjustment of Releases		24,000.00	-	-	-	24.00
11	2021 2 101 Region XI	06/17/21	SAA - Adjustment of Releases		30,000.00	-	-	-	30.00
13	2021 2 102 Region XIII	06/17/21	SAA - Adjustment of Releases		12,000.00	-	-	-	12.00
03	2021 2 103 Region III	06/17/21	SAA - Additional Allotment		(12,000.00)	-	-	-	(12.00)
4A	2021 2 104 Region IV-A	06/17/21	SAA - Additional Allotment		(6,000.00)	-	-	-	(6.00)
4B	2021 2 105 Region IV-B	06/17/21	SAA - Additional Allotment		(42,000.00)	-	-	-	(42.00)
06	2021 2 106 Region VI	06/17/21	SAA - Additional Allotment		(6,000.00)	-	-	-	(6.00)
10	2021 2 107 Region X	06/17/21	SAA - Additional Allotment		(18,000.00)	-	-	-	(18.00)
00	2021 3 108 NCR	07/12/21	SAA - Additional Allotment		0.00	(106,800.00)	-	-	(106.80)
01	2021 3 109 Region I	07/12/21	SAA - Additional Allotment		0.00	(209,400.00)	-	-	(209.40)
02	2021 3 110 Region II	07/12/21	SAA - Additional Allotment		0.00	(150,400.00)	-	-	(150.40)
03	2021 3 111 Region III	07/12/21	SAA - Additional Allotment		0.00	(167,900.00)	-	-	(167.90)
4A	2021 3 112 Region IV-A	07/12/21	SAA - Additional Allotment		0.00	(20,400.00)	-	-	(20.40)
4B	2021 3 113 Region IV-B	07/12/21	SAA - Additional Allotment		0.00	(88,400.00)	-	-	(88.40)
05	2021 3 114 Region V	07/12/21	SAA - Additional Allotment		0.00	(68,900.00)	-	-	(68.90)
07	2021 3 115 Region VII	07/12/21	SAA - Additional Allotment		0.00	(20,400.00)	-	-	(20.40)
08	2021 3 116 Region VIII	07/12/21	SAA - Additional Allotment		0.00	(157,400.00)	-	-	(157.40)
09	2021 3 117 Region IX	07/12/21	SAA - Additional Allotment		0.00	(66,400.00)	-	-	(66.40)

As of the Quarter Ending: September 30, 2021

FAR No. 1-B

Page 17 of 22

As of the Quarter Ending: September 30, 2021

Department	:	Department of Finance
Agency	:	BUREAU OF THE TREASURY
Operating Unit	:	CENTRAL OFFICE
Organization Code	:	11-005-00-00000

**Current Year Appropriations
Supplemental Appropriations
Continuing Appropriations**

Page 18 of 22

LIST OF ALLOTMENTS AND SUB-ALLOTMENTS
As of the Quarter Ending: September 30, 2021

FAR No. 1-B

Department : Department of Finance
Agency : BUREAU OF THE TREASURY
Operating Unit : CENTRAL OFFICE
Organization Code : 11-005-00-00000
Funding Source Code :

Current Year Appropriations
Supplemental Appropriations
Continuing Appropriations

ALLOTMENTS / SUB-ALLOTMENTS				FUNDING SOURCE		TOTAL ALLOTMENTS / NET SUB-ALLOTMENTS				
No.	Number	Date	Description	UACS Code	PS	MOOE	FINEX	CO	Total	
1	2	3	4	5	16=6+11	17=7+12	18=8+13	19=9+14	17=14+15+16	
Automatic Appropriation - Retirement and Life Insurance Premiums (RALIP)	07 2021 3 115 Region VII	07/12/21	SAA - Additional Allotment		-	(87,000.00)	-	-	(87,000.00)	
	11 2021 3 122 Region XI	07/21/21	SAA - Additional Allotment		-	(264,000.00)	-	-	(264,000.00)	
	08 2021 3 122-A Region VIII	07/28/21	SAA - Additional Allotment		-	(200,000.00)	-	-	(200,000.00)	
	13 2021 3 131 Region XIII	09/20/21	SAA - Additional Allotment		-	(184,000.00)	-	-	(184,000.00)	
	12 2021 3 135 Region XII	09/20/21	SAA - Additional Allotment		-	(125,500.00)	-	-	(125,500.00)	
	FY 2021 RA 11518				01 1 04 102	19,407,500.00	-	-	19,407,500.00	
	00 2021 1 001 NCR	01/28/21	SAA - January to June		42,040,000.00	0.00	-	-	42,040,000.00	
	01 2021 1 002 Region I	01/28/21	SAA - January to June		(876,000.00)	-	-	-	(876,000.00)	
	02 2021 1 003 Region II	01/28/21	SAA - January to June		(1,147,000.00)	-	-	-	(1,147,000.00)	
	03 2021 1 004 Region III	01/28/21	SAA - January to June		(717,000.00)	-	-	-	(717,000.00)	
	04 2021 1 005 Region IV-A	01/28/21	SAA - January to June		(794,000.00)	-	-	-	(794,000.00)	
	05 2021 1 006 Region IV-B	01/28/21	SAA - January to June		(721,000.00)	-	-	-	(721,000.00)	
	06 2021 1 007 Region V	01/28/21	SAA - January to June		(529,000.00)	-	-	-	(529,000.00)	
07 2021 1 008 Region VI	01/28/21	SAA - January to June		(1,096,000.00)	-	-	-	(1,096,000.00)		
08 2021 1 009 Region VII	01/28/21	SAA - January to June		(610,000.00)	-	-	-	(610,000.00)		
09 2021 1 010 Region VIII	01/28/21	SAA - January to June		(505,000.00)	-	-	-	(505,000.00)		
10 2021 1 011 Region IX	01/28/21	SAA - January to June		(861,000.00)	-	-	-	(861,000.00)		
11 2021 1 012 Region X	01/28/21	SAA - January to June		(763,000.00)	-	-	-	(763,000.00)		
12 2021 1 013 Region XI	01/28/21	SAA - January to June		(613,000.00)	-	-	-	(613,000.00)		
13 2021 1 014 Region XII	01/28/21	SAA - January to June		(818,000.00)	-	-	-	(818,000.00)		
13 2021 1 015 Region XIII	01/28/21	SAA - January to June		(698,000.00)	-	-	-	(698,000.00)		
03 2021 2 033 Region III	04/19/21	SAA - Additional RLP (Transfer of Personnel from Central to Region)		(514,000.00)	-	-	-	-	(514,000.00)	
00 2021 2 057 NCR	05/21/21	SAA - July to December		(100,500.00)	-	-	-	-	(100,500.00)	
01 2021 2 058 Region I	05/21/21	SAA - July to December		(877,000.00)	-	-	-	-	(877,000.00)	
02 2021 2 059 Region II	05/21/21	SAA - July to December		(1,147,000.00)	-	-	-	-	(1,147,000.00)	
03 2021 2 060 Region III	05/21/21	SAA - July to December		(717,000.00)	-	-	-	-	(717,000.00)	
04 2021 2 061 Region IV-A	05/21/21	SAA - July to December		(795,000.00)	-	-	-	-	(795,000.00)	
05 2021 2 062 Region IV-B	05/21/21	SAA - July to December		(722,000.00)	-	-	-	-	(722,000.00)	
06 2021 2 063 Region V	05/21/21	SAA - July to December		(529,000.00)	-	-	-	-	(529,000.00)	
07 2021 2 064 Region VI	05/21/21	SAA - July to December		(1,097,000.00)	-	-	-	-	(1,097,000.00)	
08 2021 2 065 Region VII	05/21/21	SAA - July to December		(610,000.00)	-	-	-	-	(610,000.00)	
09 2021 2 066 Region VIII	05/21/21	SAA - July to December		(505,000.00)	-	-	-	-	(505,000.00)	
10 2021 2 067 Region IX	05/21/21	SAA - July to December		(662,000.00)	-	-	-	-	(662,000.00)	
11 2021 2 068 Region X	05/21/21	SAA - July to December		(763,000.00)	-	-	-	-	(763,000.00)	
12 2021 2 069 Region XI	05/21/21	SAA - July to December		(613,000.00)	-	-	-	-	(613,000.00)	
13 2021 2 070 Region XII	05/21/21	SAA - July to December		(819,000.00)	-	-	-	-	(819,000.00)	
13 2021 2 071 Region XIII	05/21/21	SAA - July to December		(699,000.00)	-	-	-	-	(699,000.00)	
Contingent Fund				01 1 01 402	-	-	-	-	(515,000.00)	

LIST OF ALLOTMENTS AND SUB-ALLOTMENTS

As of the Quarter Ending: September 30, 2021

FAR No. 1-B

Department : Department of Finance
Agency : BUREAU OF THE TREASURY
Operating Unit : CENTRAL OFFICE
Organization Code : 11-005-00-00000
Funding Source Code :

Current Year Appropriations
Supplemental Appropriations
Continuing Appropriations

ALLOTMENTS / SUB-ALLOTMENTS				FUNDING SOURCE		TOTAL ALLOTMENTS / NET SUB-ALLOTMENTS				
No.	Number	Date	Description	UACS Code	PS	MOOE	FINEX	CO	Total	
1	2	3	4	5	16=6+11	17=7+12	18=8+13	19=9+14	17=14+15+16	
Special Purpose Fund - Miscellaneous Personnel Benefits Fund (MPBF)				01 1 01 406	9,174,359.92	-	-	-	9,174	
SARO-BMB-A-21-0002050					15,870,957.00	-	-	-	15,870	
To Cover payment of CY 2019 Performance Based Bonus of entitled officials and employees										
00	2021	2	037 NCR		(528,063.23)	-	-	-	(528)	
01	2021	2	038 Region I		(608,278.50)	-	-	-	(608)	
02	2021	2	039 Region II		(473,410.50)	-	-	-	(473)	
03	2021	2	040 Region III		(567,566.95)	-	-	-	(567)	
4A	2021	2	041 Region IV-A		(402,679.00)	-	-	-	(402)	
4B	2021	2	042 Region IV-B		(505,916.50)	-	-	-	(505)	
05	2021	2	043 Region V		(540,182.70)	-	-	-	(540)	
06	2021	2	044 Region VI		(477,049.00)	-	-	-	(477)	
07	2021	2	045 Region VII		(300,597.00)	-	-	-	(300)	
08	2021	2	046 Region VIII		(494,080.50)	-	-	-	(494)	
09	2021	2	047 Region IX		(420,987.80)	-	-	-	(420)	
10	2021	2	048 Region X		(410,070.00)	-	-	-	(410)	
11	2021	2	049 Region XI		(372,837.50)	-	-	-	(372)	
12	2021	2	050 Region XII		(378,878.00)	-	-	-	(378)	
13	2021	2	051 Region XIII		(215,980.50)	-	-	-	(215)	
Special Purpose Fund - Pension and Gratuity Fund (PGF)				01 1 01 407	-	-	-	-	-	
Unprogrammed Appropriations				01 1 05 422	-	-	-	-	-	
Automatic Appropriation - Special Account - Locally Funded/ Domestic Grants Fund				03 1 04 395	-	10,000,000,000.00	-	-	10,000,000,000.00	
SARO-BMB-A-21-0001714				04/21/21	To Cover the implementation of the Coconut Farmers and Industry Development Plan pursuant to R.A. No. 11524 approved on February 26, 2021 otherwise known as the "Coconut Farmers and Industry Trust Fund Act".	10,000,000,000.00	-	-	10,000,000,000.00	

LIST OF ALLOTMENTS AND SUB-ALLOTMENTS

As of the Quarter Ending: September 30, 2021

FAR No. 1-B

Department : Department of Finance
Agency : BUREAU OF THE TREASURY
Operating Unit : CENTRAL OFFICE
Organization Code : 11-005-00-00000
Funding Source Code :

Current Year Appropriations
Supplemental Appropriations
Continuing Appropriations

ALLOTMENTS / SUB-ALLOTMENTS			FUNDING SOURCE		TOTAL ALLOTMENTS / NET SUB-ALLOTMENTS					
No.	Number	Date	Description	UACS Code	PS	MOOE	FINEX	CO	Total	
1	2	3	4	5	16=6+11	17=7+12	18=8+13	19=9+14	17=14+15+16	
			Automatic Appropriation - Special Account - Foreign Assisted Fund		-	6,507,005.00	-	-	6,507,005.00	
			SARO-BMB-A-21-0002050	0504/21	-	5,210,800.00	-	-	5,210,800.00	
			SARO-BMB-A-21-0005182	07/13/21	-	1,296,205.00	-	-	1,296,205.00	
TOTAL					250,400,804.21	10,513,577,811.38	738,528,000.00	1,436,491,657.10	12,938,998.00	
B. Sub-Allotments received from Central Office / Regional Office					-	-	-	-	-	
TOTAL					-	-	-	-	-	
GRAND TOTAL					250,400,804.21	10,513,577,811.38	738,528,000.00	1,436,491,657.10	12,938,998.00	
SUMMARY:										
Regular Agency Fund										
Current Apprn. - Specific Budget of NGAs										
	01	1	01	101	250,400,804.21	499,309,006.38	738,528,000.00	1,436,491,657.10	2,932,491.00	
	01	1	04	102	217,191,280.00	448,482,600.00	712,000,000.00	448,147,000.00	1,833,582.00	
	01	1	01	402	19,407,500.00	-	-	-	19,407.00	
	01	1	01	406	9,174,359.32	-	-	-	9,174.00	
	01	1	01	407	-	-	-	-	-	
	01	1	02	101	4,627,664.89	50,826,406.38	26,528,000.00	988,344,657.10	1,070,326.00	
	01	1	05	422	-	-	-	-	-	
Special Account - Locally Funded/ Domestic Grants Fund										
	03	1	04	395	-	10,000,000,000.00	-	-	10,000,000.00	
Automatic Appropriation - Coconut Levy Fund										
Special Account - Foreign Assisted Fund										
	04	1	04	161	-	6,507,005.00	-	-	6,507,005.00	
Automatic Appropriation - KFW										
GRAND TOTAL					250,400,804.21	10,506,816,011.38	738,528,000.00	1,436,491,657.10	12,938,998.00	

LIST OF ALLOTMENTS AND SUB-ALLOTMENTS

As of the Quarter Ending: September 30, 2021


Department : Department of Finance
 Agency : BUREAU OF THE TREASURY
 Operating Unit : CENTRAL OFFICE
 Organization Code : 11-005-00-00000
 Funding Source Code :

FAR No. 1-B


Current Year Appropriations
 Supplemental Appropriations
 Continuing Appropriations

No.	ALLOTMENTS / SUB-ALLOTMENTS		FUNDING SOURCE		ALLOTMENTS / SUB-ALLOTMENTS RECEIVED FROM COS / ROS				
	Number	Date	Description	UACS Code	PS	MOOE	FINEX	CO	Total
1	2	3	4	5	6	7	8	9	10=6+7+8+9

Prepared By:


 PAULA MARIE A. MORANTE
 Administrative Officer V

Certified Correct:


 CYNTHIA C. AGABIN
 CTOO II, Bureau Budget Division