

MONTHLY REPORT OF DISBURSEMENTS
For the month of JANUARY, 2022

Department: **DEPARTMENT OF FINANCE**
 Entity Name: **BUREAU OF THE TREASURY**
 Operating Unit: **REGIONAL OFFICES & NCAD**
 Organization Code (UACS): **110050300000**
 Funding Source Code (as clustered): **01 (REGULAR AGENCY)**
 (e.g. Old Fund Code: 101,102, 151)

PARTICULARS	CURRENT YEAR BUDGET					PRIOR YEAR'S BUDGET												SUB-TOTAL	TRUST LIABILITIES				GRAND TOTAL					Remarks
	PS	MOOE	Fin. Exp	CO	TOTAL	PRIOR YEAR'S ACCOUNTS PAYABLE					CURRENT YEAR'S ACCOUNTS PAYABLE					TOTAL	PS		MOOE	CO	TOTAL	PS	MOOE	Fin. Exp	CO	TOTAL		
						PS	MOOE	Fin. Exp	CO	Sub-Total	PS	MOOE	Fin. Exp	CO	Sub-Total													
1	2	3	4	5	6=(2+ 3+4+5)	7	8	9	10	11= (7+ 8+9+10)	12	13	14	15	16= (12+ 13+14+15)	17=(11+16)	18=(6+17)	19	20	21	22=(19+20+21)	23	24	25	26	27=(23+24+25+26)	28	
CASH DISBURSEMENTS																												
Notice of Cash Allocation (NCA)					-					-					-	-	-				-		-		-	-	-	
MDS Checks Issued					-					-					-	-	-				-		-		-	-	-	
Advice to Debit Account					-					-					-	-	-				-		-		-	-	-	
Notice of Transfer Allocation (NTA)					-					-					-	-	-				-		-		-	-	-	
MDS Checks Issued	1,068,313.32	1,181,675.27	-	-	2,249,988.59	-	910.00	-	2,275.00	3,185.00	-	57,660.16	-	-	57,660.16	60,845.16	2,310,833.75	-	-	-	-	1,068,313.32	1,240,245.43	-	2,275.00	2,310,833.75		
Advice to Debit Account	16,007,639.12	3,056,806.90	-	-	19,064,446.02	-	15,677.87	-	-	15,677.87	-	-	-	-	-	15,677.87	19,080,123.89	-	-	-	-	16,007,639.12	3,072,484.77	-	-	19,080,123.89		
Working Fund for FAPs			-	-	-	-	-	-	-	-	-	-	-	-	-	-	-	-	-	-	-	-	-	-	-	-		
Cash Disbursement Ceiling (CDC)			-	-	-	-	-	-	-	-	-	-	-	-	-	-	-	-	-	-	-	-	-	-	-	-		
TOTAL CASH DISBURSEMENTS	17,075,952.44	4,238,482.17	-	-	21,314,434.61	-	16,587.87	-	2,275.00	18,862.87	-	57,660.16	-	-	57,660.16	76,523.03	21,390,957.64	-	-	-	-	17,075,952.44	4,312,730.20	-	2,275.00	21,390,957.64		
NON-CASH DISBURSEMENTS					-																							
Tax Remittance Advices Issued (TRA)	1,828,690.19	170,550.45	-	-	1,999,240.64	-	-	-	-	-	-	-	-	-	-	-	1,999,240.64	-	-	-	-	1,828,690.19	170,550.45	-	-	1,999,240.64		
Non-Cash Availment Authority (NCAA)			-	-	-	-	-	-	-	-	-	-	-	-	-	-	-	-	-	-	-	-	-	-	-	-		
Disbursements effected through outright deductions from claims (pls specify...)	-	-	-	-	-	-	-	-	-	-	-	-	-	-	-	-	-	-	-	-	-	-	-	-	-	-		
Overpayment of expenses (e.g. personnel ben.)	-	-	-	-	-	-	-	-	-	-	-	-	-	-	-	-	-	-	-	-	-	-	-	-	-	-		
Restitution for loss of gov't properties	-	-	-	-	-	-	-	-	-	-	-	-	-	-	-	-	-	-	-	-	-	-	-	-	-	-		
Others (TEF, BTr Documentary Stamp Tax)	-	-	-	-	-	-	-	-	-	-	-	-	-	-	-	-	-	-	-	-	-	-	-	-	-	-		
TOTAL NON-CASH DISBURSEMENTS	1,828,690.19	170,550.45	-	-	1,999,240.64	-	-	-	-	-	-	-	-	-	-	-	1,999,240.64	-	-	-	-	1,828,690.19	170,550.45	-	-	1,999,240.64		
GRAND TOTAL	18,904,642.63	4,409,032.62	-	-	23,313,675.25	-	16,587.87	-	2,275.00	18,862.87	-	57,660.16	-	-	57,660.16	76,523.03	23,390,198.28	-	-	-	-	18,904,642.63	4,483,280.65	-	2,275.00	23,390,198.28		

SUMMARY:

	Previous Report	This Month	As at Date
Total Disbursement Authorities Received	-	-	-
Bal. of Disbursement Authorities	-	-	-
NTA	-	27,417,000.00	27,417,000.00
Working Fund	-	-	-
TRA	-	1,999,240.64	1,999,240.64
CDC	-	-	-
NCAA	-	-	-
Less: Notice of Transfer Allocations (NTA)* issued	-	-	-
Total Disbursements Authorities Available	-	29,416,240.64	29,416,240.64
Less:			
Lapsed NCA/NTA	-	-	-
Disbursements**	-	23,390,198.28	23,390,198.28
Less: Other Non-Cash Disbursements	-	-	-
Add/Less: Adjustments (e.g. Cancelled/Staled Checks)	-	6,026,042.36	6,026,042.36
Balance of Disbursements Authorities as at date	-	6,026,042.36	6,026,042.36

Notes: *The use of NTA is discouraged

**Amounts should tally with the Grand Total Disbursements (column 27)

Consolidated by:

KARLA ARIEN A. REAMON
 TOO JV, Bureau Accounting Division
 Date:

Certified correct:

REYNALDO Z. DELLOS SANTOS
 CTOO II, Bureau Accounting Division
 Date:

Recommended by:

MARITES B. MASARAP
 Director III, Accounting Service
 Date:

Approved by:

EDUARDO ANTHONY G. MARINO III
 OIC/Deputy Treasurer of the Philippines
 Date:

MONTHLY REPORT OF DISBURSEMENTS

For the month of JANUARY, 2022

Department: **DEPARTMENT OF FINANCE**
Entity Name: **BUREAU OF THE TREASURY**
Operating Unit: **CENTRAL OFFICE**
Organization Code (UACS): **110050300000**
Funding Source Code (as clustered): **01 (REGULAR AGENCY)**
(e.g. Old Fund Code: 101, 102, 151)

PARTICULARS	CURRENT YEAR BUDGET					PRIOR YEAR'S BUDGET											SUB-TOTAL	TRUST LIABILITIES				GRAND TOTAL					Remarks
	PS	MOOE	Fin. Exp	CO	TOTAL	PRIOR YEAR'S ACCOUNTS PAYABLE					CURRENT YEAR'S ACCOUNTS PAYABLE					TOTAL		PS	MOOE	CO	TOTAL	PS	MOOE	Fin. Exp	CO	TOTAL	
						PS	MOOE	Fin. Exp	CO	Sub-Total	PS	MOOE	Fin. Exp	CO	Sub-Total												
1	2	3	4	5	6=(2+3+4+5)	7	8	9	10	11=(7+8+9+10)	12	13	14	15	16=(12+13+14+15)	17=(11+16)	18=(6+17)	19	20	21	22=(19+20+21)	23	24	25	26	27=(23+24+25+26)	28
CASH DISBURSEMENTS																											
Notice of Cash Allocation (NCA)					-					-					-	-	-				-	-	-	-	-	-	-
MDS Checks Issued	-	736,800.34			736,800.34												736,800.34				-	-	-	-	-	-	736,800.34
Advice to Debit Account	8,503,450.41	8,669,552.32			17,173,002.73	222,406.86	341,213.97			563,620.83						563,620.83	17,736,623.56				-	-	-	-	-	-	17,736,623.56
Notice of Transfer Allocation (NTA)					-					-					-	-					-	-	-	-	-	-	-
MDS Checks Issued					-					-					-	-					-	-	-	-	-	-	-
Advice to Debit Account					-					-					-	-					-	-	-	-	-	-	-
Working Fund for FAPs					-					-					-	-					-	-	-	-	-	-	-
Cash Disbursement Ceiling (CDC)					-					-					-	-					-	-	-	-	-	-	-
TOTAL CASH DISBURSEMENTS	8,503,450.41	9,406,352.66	-	-	17,909,803.07	222,406.86	341,213.97	-	-	563,620.83	-	-	-	-	-	563,620.83	18,473,423.90	-	-	-	-	8,725,857.27	9,747,566.63	-	-	-	18,473,423.90
NON-CASH DISBURSEMENTS																											
Tax Remittance Advances Issued (TRA)	1,319,208.37	320,974.69			1,640,183.06	-	13,386.44			13,386.44						13,386.44	1,653,569.50				-	-	-	-	-	-	1,653,569.50
Non-Cash Availment Authority (NCAA)					-					-					-	-					-	-	-	-	-	-	-
Disbursements effected through outright deductions from claims (pls specify...)					-					-					-	-					-	-	-	-	-	-	-
Overpayment of expenses (e.g. personnel ben.)					-					-					-	-					-	-	-	-	-	-	-
Restitution for loss of gov't properties					-					-					-	-					-	-	-	-	-	-	-
Others (TEF, BTr Documentary Stamp Tax)					-					-					-	-					-	-	-	-	-	-	-
TOTAL NON-CASH DISBURSEMENTS	1,319,208.37	320,974.69	-	-	1,640,183.06	-	13,386.44	-	-	13,386.44	-	-	-	-	-	13,386.44	1,653,569.50				-	1,319,208.37	334,361.13	-	-	-	1,653,569.50
GRAND TOTAL	9,822,658.78	9,727,327.35	-	-	19,549,986.13	222,406.86	354,600.41	-	-	577,007.27	-	-	-	-	-	577,007.27	20,126,993.40	-	-	-	-	10,045,065.64	10,081,927.76	-	-	-	20,126,993.40

SUMMARY:

	Previous Report	This Month	As at Date
Total Disbursement Authorities Received			
Bal. of Disbursement Authorities	-	136,975,000.00	136,975,000.00
NCA	-	-	-
Working Fund	-	1,653,569.50	1,653,569.50
TRA	-	-	-
CDC	-	-	-
NCAA	-	-	-
Less: Notice of Transfer Allocations (NTA)* issued	-	27,417,000.00	27,417,000.00
Total Disbursements Authorities Available	-	111,211,569.50	111,211,569.50
Less:			
Lapsed NCA/NTA	-	-	-
Disbursements**	-	20,126,993.40	20,126,993.40
Less: Other Non-Cash Disbursements	-	91,084,576.10	91,084,576.10
Add/Less: Adjustments (e.g. Cancelled/Staled Checks)	-	-	-
Balance of Disbursements Authorities as at date	-	91,084,576.10	91,084,576.10

Notes: *The use of NTA is discouraged

**Amounts should tally with the Grand Total Disbursements (column 27)

Prepared by:

KARLA VIVIAN A. REAMON
TOO IV, Bureau Accounting Division
Date:

Certified correct:

REYNALDO Z. DELLOS SANTOS
CTOO II, Bureau Accounting Division
Date:

Recommended by:

MARITES B. MASARAP
Director III, Accounting Service
Date:

Approved by:

EDUARDO ANTHONY G. MARIÑO III
OIC Deputy Treasurer of the Philippines
Date:

MONTHLY REPORT OF DISBURSEMENTS

For the month of JANUARY, 2022

Department: DEPARTMENT OF FINANCE
Entity Name: BUREAU OF THE TREASURY
Operating Unit: CENTRAL OFFICE

Organization Code (UACS): 110050300000

Funding Source Code (as clustered): 04 (SPECIAL ACCOUNT - FOREIGN ASSISTED/GRANTS)
(e.g. Old Fund Code: 101,102, 151)

Funding Source Code (as Cluster Code) (e.g. Old Fund Code: 101,102, 151)																											
PARTICULARS	CURRENT YEAR BUDGET					PRIOR YEAR'S BUDGET											SUB-TOTAL	TRUST LIABILITIES				GRAND TOTAL					Remarks
	PS	MOOE	Fin. Exp	CO	TOTAL	PRIOR YEAR'S ACCOUNTS PAYABLE					CURRENT YEAR'S ACCOUNTS PAYABLE					TOTAL		PS	MOOE	CO	TOTAL	PS	MOOE	Fin. Exp	CO	TOTAL	
						PS	MOOE	Fin. Exp	CO	Sub-Total	PS	MOOE	Fin. Exp	CO	Sub-Total												
1	2	3	4	5	6=(2+3+4+5)	7	8	9	10	11=(7+8+9+10)	12	13	14	15	16=(12+13+14+15)	17=(11+16)	18=(6+17)	19	20	21	22=(19+20+21)	23	24	25	26	27=(23+24+25+26)	28
CASH DISBURSEMENTS																											
Notice of Cash Allocation (NCA)					-					-					-	-	-				-	-	-	-	-	-	-
MDS Checks Issued			-		-					-					-	-	-				-	-	-	-	-	-	-
Advice to Debit Account			-		-					-					-	-	-				-	-	-	-	-	-	-
Notice of Transfer Allocation (NTA)					-					-					-	-	-				-	-	-	-	-	-	-
MDS Checks Issued					-					-					-	-	-				-	-	-	-	-	-	-
Advice to Debit Account					-					-					-	-	-				-	-	-	-	-	-	-
Working Fund for FAPs					-					-					-	-	-				-	-	-	-	-	-	-
Cash Disbursement Ceiling (CDC)					-					-					-	-	-				-	-	-	-	-	-	-
TOTAL CASH DISBURSEMENTS	-	-	-	-	-	-	-	-	-	-	-	-	-	-	-	-	-	-	-	-	-	-	-	-	-	-	-
NON-CASH DISBURSEMENTS																											
Tax Remittance Advices Issued (TRA)			-		-					-					-	-	-				-	-	-	-	-	-	-
Non-Cash Availment Authority (NCAA)					-					-					-	-	-				-	-	-	-	-	-	-
Disbursements effected through outright deductions from claims (pls specify...)					-					-					-	-	-				-	-	-	-	-	-	-
Overpayment of expenses (e.g. personnel ben.)					-					-					-	-	-				-	-	-	-	-	-	-
Restitution for loss of gov't properties					-					-					-	-	-				-	-	-	-	-	-	-
Others (TEF, BTr Documentary Stamp Tax)					-					-					-	-	-				-	-	-	-	-	-	-
TOTAL NON-CASH DISBURSEMENTS	-	-	-	-	-	-	-	-	-	-	-	-	-	-	-	-	-	-	-	-	-	-	-	-	-	-	-
GRAND TOTAL																											

SUMMARY:

Total Disbursement Authorities Received

Bal. of Disbursement Authorities

NCA

Working Fund

TRA

CDC

NCAA

Less: Notice of Transfer Allocations (NTA)* issued

Total Disbursements Authorities Available

Less:

Lapsed NCA/NTA

Disbursements**

Less: Other Non-Cash Disbursements

Add/Less: Adjustments (e.g. Cancelled/Staled Checks)

Balance of Disbursements Authorities as at date


Notes: *The use of NTA is discouraged

**Amounts should tally with the Grand Total Disbursements (column 27)


Certified correct:


REYNALDO Z. DELOS SANTOS
CTOO II, Bureau Accounting Division
Date:

Recommended by:


MARITES B. MASARAP
Director III, Accounting Service
Date:

Approved by:


EDUARDO ANTHONY G. MARIÑO III
OIC Deputy Treasurer of the Philippines
Date:

Total Disbursements Program

Less: * Actual Disbursements

(Over)/Under spending

Previous Report

This month

As of Date

MONTHLY REPORT OF DISBURSEMENTS

For the month of JANUARY, 2022

Department: **DEPARTMENT OF FINANCE**
 Entity Name: **BUREAU OF THE TREASURY**
 Operating Unit: **CENTRAL OFFICE**
 Organization Code (UACS): **110050300000**
 Funding Source Code (as clustered): **ALL FUNDS**
 (e.g. Old Fund Code: 101,102, 151)

(e.g. Old Fund Code: 101,102, 151)																											
PARTICULARS	CURRENT YEAR BUDGET					PRIOR YEAR'S BUDGET											SUB-TOTAL	TRUST LIABILITIES				GRAND TOTAL					Remarks
	PS	MOOE	Fin. Exp	CO	TOTAL	PRIOR YEAR'S ACCOUNTS PAYABLE					CURRENT YEAR'S ACCOUNTS PAYABLE					TOTAL		PS	MOOE	CO	TOTAL	PS	MOOE	Fin. Exp	CO	TOTAL	
						PS	MOOE	Fin. Exp	CO	Sub-Total	PS	MOOE	Fin. Exp	CO	Sub-Total												
1	2	3	4	5	6=(2+ 3+4+5)	7	8	9	10	11= (7+ 8+9+10)	12	13	14	15	16= (12+ 13+14+15)	17=(11+16)	18=(6+17)	19	20	21	22=(19+20 +21)	23	24	25	26	27=(23+24+25+26)	28
CASH DISBURSEMENTS																											
Notice of Cash Allocation (NCA)					-					-					-		-				-					-	
MDS Checks Issued	-	736,800.34	-	-	736,800.34	-	-	-	-	-	-	-	-	-	-	736,800.34	-	-	-	-	-	736,800.34	-	-	-	736,800.34	-
Advice to Debit Account	8,503,450.41	8,669,552.32	-	-	17,173,002.73	222,406.86	341,213.97	-	-	563,620.83	-	-	-	-	-	563,620.83	17,736,623.56	-	-	-	-	8,725,857.27	9,010,766.29	-	-	-	17,736,623.56
Notice of Transfer Allocation (NTA)					-					-					-		-				-					-	
MDS Checks Issued	-	-	-	-	-	-	-	-	-	-	-	-	-	-	-	-	-	-	-	-	-	-	-	-	-	-	-
Advice to Debit Account	-	-	-	-	-	-	-	-	-	-	-	-	-	-	-	-	-	-	-	-	-	-	-	-	-	-	-
Working Fund for FAPs					-					-					-		-				-					-	
Cash Disbursement Ceiling (CDC)					-					-					-		-				-					-	
TOTAL CASH DISBURSEMENTS	8,503,450.41	9,406,352.66	-	-	17,909,803.07	222,406.86	341,213.97	-	-	563,620.83	-	-	-	-	-	563,620.83	18,473,423.90	-	-	-	-	8,725,857.27	9,747,566.63	-	-	-	18,473,423.90
NON-CASH DISBURSEMENTS																											
Tax Remittance Advances Issued (TRA)	1,319,208.37	320,974.69	-	-	1,640,183.06	-	13,386.44	-	-	13,386.44	-	-	-	-	-	13,386.44	1,653,569.50	-	-	-	-	1,319,208.37	334,361.13	-	-	-	1,653,569.50
Non-Cash Availment Authority (NCAA)	-	-	-	-	-	-	-	-	-	-	-	-	-	-	-	-	-	-	-	-	-	-	-	-	-	-	-
Disbursements effected through outright deductions from claims (pls specify ...)	-	-	-	-	-	-	-	-	-	-	-	-	-	-	-	-	-	-	-	-	-	-	-	-	-	-	-
Overpayment of expenses (e.g. personnel ben.)	-	-	-	-	-	-	-	-	-	-	-	-	-	-	-	-	-	-	-	-	-	-	-	-	-	-	-
Restitution for loss of gov't properties	-	-	-	-	-	-	-	-	-	-	-	-	-	-	-	-	-	-	-	-	-	-	-	-	-	-	-
Others (TEF, BTr Documentary Stamp Tax)	-	-	-	-	-	-	-	-	-	-	-	-	-	-	-	-	-	-	-	-	-	-	-	-	-	-	-
TOTAL NON-CASH DISBURSEMENTS	1,319,208.37	320,974.69	-	-	1,640,183.06	-	13,386.44	-	-	13,386.44	-	-	-	-	-	13,386.44	1,653,569.50	-	-	-	-	1,319,208.37	334,361.13	-	-	-	1,653,569.50
GRAND TOTAL	9,822,658.78	9,727,327.35	-	-	19,549,986.13	222,406.86	354,600.41	-	-	577,007.27	-	-	-	-	-	577,007.27	20,126,993.40	-	-	-	-	10,045,065.64	10,081,927.76	-	-	-	20,126,993.40

SUMMARY:

	Previous Report	This Month	As at Date
Total Disbursement Authorities Received			
Bal. of Disbursement Authorities	-	136,975,000.00	136,975,000.00
NCA	-	-	-
Working Fund	-	1,653,569.50	1,653,569.50
TRA	-	-	-
CDC	-	-	-
NCAA	-	-	-
Less: Notice of Transfer Allocations (NTA)* issued	-	27,417,000.00	27,417,000.00
Total Disbursements Authorities Available	-	111,211,569.50	111,211,569.50
Less:			
Lapsed NCA/NTA	-	-	-
Disbursements**	-	20,126,993.40	20,126,993.40
Less: Other Non-Cash Disbursements	-	91,084,576.10	91,084,576.10
Add/Less: Adjustments (e.g. Cancelled/Staled Checks)	-	-	-
Balance of Disbursements Authorities as at date	-	91,084,576.10	91,084,576.10

Notes: *The use of NTA is discouraged

**Amounts should tally with the Grand Total Disbursements (column 27)

Certified correct:

REYNALDO Z. DILOS SANTOS
 CTOO II, Bureau Accounting Division
 Date:

Recommended by:

MARITES B. MASARAP
 Director III, Accounting Service
 Date:

Approved by:

EDUARDO ANTHONY G. MARINO III
 OIC Deputy Treasurer of the Philippines
 Date:

MONTHLY REPORT OF DISBURSEMENTS

For the month of JANUARY, 2022

Department: **DEPARTMENT OF FINANCE**
 Entity Name: **BUREAU OF THE TREASURY**
 Operating Unit: **CENTRAL OFFICE & RO'S/OU's**
 Organization Code (UACS): **110050300000**
 Funding Source Code (as clustered): **01 (REGULAR AGENCY)**
 (e.g. Old Fund Code: 101,102, 151)

(e.g. Old Fund Code: 101,102,151)																											
PARTICULARS	CURRENT YEAR BUDGET					PRIOR YEAR'S BUDGET											SUB-TOTAL	TRUST LIABILITIES				GRAND TOTAL					Remarks
	PS	MOOE	Fin. Exp	CO	TOTAL	PRIOR YEAR'S ACCOUNTS PAYABLE					CURRENT YEAR'S ACCOUNTS PAYABLE					TOTAL		PS	MOOE	CO	TOTAL	PS	MOOE	Fin. Exp	CO	TOTAL	
						PS	MOOE	Fin. Exp	CO	Sub-Total	PS	MOOE	Fin. Exp	CO	Sub-Total												
1	2	3	4	5	6=(2+3+4+5)	7	8	9	10	11=(7+8+9+10)	12	13	14	15	16=(12+13+14+15)	17=(11+16)	18=(6+17)	19	20	21	22=(19+20+21)	23	24	25	26	27=(23+24+25+26)	28
CASH DISBURSEMENTS																											
Notice of Cash Allocation (NCA)					-					-					-	-	736,800.34							-	-	-	
MDS Checks Issued	-	736,800.34	-	-	736,800.34	-	-	-	-	-	-	-	-	-	-	-	736,800.34	-	-	-	-		736,800.34	-	-	736,800.34	
Advice to Debit Account	8,503,450.41	8,669,552.32	-	-	17,173,002.73	222,406.86	341,213.97			563,620.83						563,620.83	17,736,623.56	-	-	-	-	8,725,857.27	9,010,766.29	-	-	17,736,623.56	
Notice of Transfer Allocation (NTA)																											
MDS Checks Issued	1,068,313.32	1,181,675.27	-	-	2,249,988.59	-	910.00	-	2,275.00	3,185.00	-	57,660.16	-	-	57,660.16	60,845.16	2,310,833.75	-	-	-	-	1,068,313.32	1,240,245.43	-	2,275.00	2,310,833.75	
Advice to Debit Account	16,007,639.12	3,056,806.90	-	-	19,064,446.02	-	15,677.87	-	-	15,677.87	-	-	-	-	-	15,677.87	19,080,123.89	-	-	-	-	16,007,639.12	3,072,484.77	-	-	19,080,123.89	
Working Fund for FAPs																											
Cash Disbursement Ceiling (CDC)																											
TOTAL CASH DISBURSEMENTS	25,579,402.85	13,644,834.83	-	-	39,224,237.68	222,406.86	357,801.84	-	2,275.00	582,483.70	-	57,660.16	-	-	57,660.16	640,143.86	39,864,381.54	-	-	-	-	25,801,809.71	14,060,296.83	-	2,275.00	39,864,381.54	
NON-CASH DISBURSEMENTS																											
Tax Remittance Advices Issued (TRA)	3,147,898.56	491,525.14	-	-	3,639,423.70	-	13,386.44	-	-	13,386.44	-	-	-	-	-	13,386.44	3,652,810.14	-	-	-	-	3,147,898.56	504,911.58	-	-	3,652,810.14	
Non-Cash Availment Authority (NCAA)	-	-	-	-	-	-	-	-	-	-	-	-	-	-	-	-	-	-	-	-	-	-	-	-	-	-	
Disbursements effected through outright deductions from claims (pls specify...)	-	-	-	-	-	-	-	-	-	-	-	-	-	-	-	-	-	-	-	-	-	-	-	-	-	-	
Overpayment of expenses (e.g. personnel ben.)	-	-	-	-	-	-	-	-	-	-	-	-	-	-	-	-	-	-	-	-	-	-	-	-	-	-	
Restitution for loss of gov't properties	-	-	-	-	-	-	-	-	-	-	-	-	-	-	-	-	-	-	-	-	-	-	-	-	-	-	
Others (TEF, BTr Documentary Stamp Tax)	-	-	-	-	-	-	-	-	-	-	-	-	-	-	-	-	-	-	-	-	-	-	-	-	-	-	
TOTAL NON-CASH DISBURSEMENTS	3,147,898.56	491,525.14	-	-	3,639,423.70	-	13,386.44	-	-	13,386.44	-	-	-	-	-	13,386.44	3,652,810.14	-	-	-	-	3,147,898.56	504,911.58	-	-	3,652,810.14	
GRAND TOTAL	28,727,301.41	14,136,359.97	-	-	42,863,661.38	222,406.86	371,188.28	-	2,275.00	595,870.14	-	57,660.16	-	-	57,660.16	653,530.30	43,517,191.68	-	-	-	-	28,949,708.27	14,565,208.41	-	2,275.00	43,517,191.68	

SUMMARY:

	Previous Report	This Month	As at Date
Total Disbursement Authorities Received	-	-	-
Bal. of Disbursement Authorities	-	164,392,000.00	164,392,000.00
NCA	-	-	-
Working Fund	-	3,652,810.14	3,652,810.14
TRA	-	-	-
CDC	-	-	-
NCAA	-	-	-
Less: Notice of Transfer Allocations (NTA)* issued	-	27,417,000.00	27,417,000.00
Total Disbursements Authorities Available	-	140,627,810.14	140,627,810.14
Less:	-	-	-
Lapsed NCA/NTA	-	-	-
Disbursements**	-	43,517,191.68	43,517,191.68
Less: Other Non-Cash Disbursements	-	-	-
	-	97,110,618.46	97,110,618.46
Add/Less: Adjustments (e.g. Cancelled/Stale Checks)	-	-	-
Balance of Disbursements Authorities as at date	-	97,110,618.46	97,110,618.46

Notes: *The use of NTA is discouraged

**Amounts should tally with the Grand Total Disbursements (column 27)

Certified correct:

REYNALDO Z. DE LOS SANTOS
 CTOO II, Bureau Accounting Division
 Date:

Recommended by:

MARITES B. MASARAP
 Director III, Accounting Service
 Date:

Approved by:

EDUARDO ANTHONY G. MARINO III
 OIC Deputy Treasurer of the Philippines
 Date:

MONTHLY REPORT OF DISBURSEMENTS

For the month of JANUARY, 2022

Department: **DEPARTMENT OF FINANCE**
 Entity Name: **BUREAU OF THE TREASURY**
 Operating Unit: **CENTRAL OFFICE & RO's/OU's**
 Organization Code (UACS): **110050300000**
 Funding Source Code (as clustered): **ALL FUNDS**
 (e.g. Old Fund Code: 101,102, 151)

e.g. Old Fund Code: 101,102,151																												
PARTICULARS	CURRENT YEAR BUDGET					PRIOR YEAR'S BUDGET												SUB-TOTAL	TRUST LIABILITIES				GRAND TOTAL					Remarks
	PS	MOOE	Fin. Exp	CO	TOTAL	PRIOR YEAR'S ACCOUNTS PAYABLE					CURRENT YEAR'S ACCOUNTS PAYABLE					TOTAL	PS		MOOE	CO	TOTAL	PS	MOOE	Fin. Exp	CO	TOTAL		
						PS	MOOE	Fin. Exp	CO	Sub-Total	PS	MOOE	Fin. Exp	CO	Sub-Total													
1	2	3	4	5	6=(2+3+4+5)	7	8	9	10	11=(7+8+9+10)	12	13	14	15	16=(12+13+14+15)	17=(11+16)	18=(6+17)	19	20	21	22=(19+20+21)	23	24	25	26	27=(23+24+25+26)	28	
CASH DISBURSEMENTS																												
Notice of Cash Allocation (NCA)	-	736,800.34	-	-	736,800.34	-	-	-	-	-	-	-	-	-	-	736,800.34	-	-	-	-	-	-	-	-	-	736,800.34		
MDS Checks Issued	-	736,800.34	-	-	736,800.34	-	-	-	-	-	-	-	-	-	-	736,800.34	-	-	-	-	-	-	-	-	-	736,800.34		
Advice to Debit Account	8,503,450.41	8,669,552.32	-	-	17,173,002.73	222,406.86	341,213.97	-	-	563,620.83	-	-	-	-	-	563,620.83	17,736,623.56	-	-	-	-	8,725,857.27	9,010,766.29	-	-	17,736,623.56		
Notice of Transfer Allocation (NTA)	-	-	-	-	-	-	-	-	-	-	-	-	-	-	-	-	-	-	-	-	-	-	-	-	-	-		
MDS Checks Issued	1,068,313.32	1,181,675.27	-	-	2,249,988.59	-	910.00	-	2,275.00	3,185.00	-	57,660.16	-	-	57,660.16	60,845.16	2,310,833.75	-	-	-	-	1,068,313.32	1,240,245.43	-	2,275.00	2,310,833.75		
Advice to Debit Account	16,007,639.12	3,056,806.90	-	-	19,064,446.02	-	15,677.87	-	-	15,677.87	-	-	-	-	-	15,677.87	19,080,123.89	-	-	-	-	16,007,639.12	3,072,484.77	-	-	19,080,123.89		
Working Fund for FAPs	-	-	-	-	-	-	-	-	-	-	-	-	-	-	-	-	-	-	-	-	-	-	-	-	-	-		
Cash Disbursement Ceiling (CDC)	-	-	-	-	-	-	-	-	-	-	-	-	-	-	-	-	-	-	-	-	-	-	-	-	-	-		
TOTAL CASH DISBURSEMENTS	25,579,402.85	13,644,834.83	-	-	39,224,237.68	222,406.86	357,801.84	-	2,275.00	582,483.70	-	57,660.16	-	-	57,660.16	640,143.86	39,864,381.54	-	-	-	-	25,801,809.71	14,060,296.83	-	2,275.00	39,864,381.54		
NON-CASH DISBURSEMENTS																												
Tax Remittance Advices Issued (TRA)	3,147,898.56	491,525.14	-	-	3,639,423.70	-	13,386.44	-	-	13,386.44	-	-	-	-	-	13,386.44	3,652,810.14	-	-	-	-	3,147,898.56	504,911.58	-	-	3,652,810.14		
Non-Cash Availment Authority (NCAA)	-	-	-	-	-	-	-	-	-	-	-	-	-	-	-	-	-	-	-	-	-	-	-	-	-	-		
Disbursements effected through outright deductions from claims (pls specify...)	-	-	-	-	-	-	-	-	-	-	-	-	-	-	-	-	-	-	-	-	-	-	-	-	-	-		
Overpayment of expenses (e.g. personnel ben.)	-	-	-	-	-	-	-	-	-	-	-	-	-	-	-	-	-	-	-	-	-	-	-	-	-	-		
Restitution for loss of gov't properties	-	-	-	-	-	-	-	-	-	-	-	-	-	-	-	-	-	-	-	-	-	-	-	-	-	-		
Others (TEF, BTr Documentary Stamp Tax)	-	-	-	-	-	-	-	-	-	-	-	-	-	-	-	-	-	-	-	-	-	-	-	-	-	-		
TOTAL NON-CASH DISBURSEMENTS	3,147,898.56	491,525.14	-	-	3,639,423.70	-	13,386.44	-	-	13,386.44	-	-	-	-	-	13,386.44	3,652,810.14	-	-	-	-	3,147,898.56	504,911.58	-	-	3,652,810.14		
GRAND TOTAL	28,727,301.41	14,136,359.97	-	-	42,863,661.38	222,406.86	371,188.28	-	2,275.00	595,870.14	-	57,660.16	-	-	57,660.16	653,530.30	43,517,191.68	-	-	-	-	28,949,708.27	14,565,208.41	-	2,275.00	43,517,191.68		

SUMMARY:

	Previous Report	This Month	As at Date
Total Disbursement Authorities Received	-	-	-
Bal. of Disbursement Authorities	-	164,392,000.00	164,392,000.00
NCA	-	-	-
Working Fund	-	3,652,810.14	3,652,810.14
TRA	-	-	-
CDC	-	-	-
NCAA	-	-	-
Less: Notice of Transfer Allocations (NTA)* issued	-	27,417,000.00	27,417,000.00
Total Disbursements Authorities Available	-	140,627,810.14	140,627,810.14
Less:	-	-	-
Lapsed NCA/NTA	-	-	-
Disbursements**	-	43,517,191.68	43,517,191.68
Less: Other Non-Cash Disbursements	-	-	-
Add/Less: Adjustments (e.g. Cancelled/Staled Checks)	-	97,110,618.46	97,110,618.46
Balance of Disbursements Authorities as at date	-	97,110,618.46	97,110,618.46

Notes: *The use of NTA is discouraged

**Amounts should tally with the Grand Total Disbursements (column 27)

Certified correct:

REYNALDO Z. DELA ROS SANTOS
 CTOO II, Bureau Accounting Division
 Date:

Recommended by:

MARITES B. MASARAP
 Director III, Accounting Services
 Date:

Approved by:

EDUARDO ANTHONY G. MARIÑO III
 OIC Deputy Treasurer of the Philippines
 Date:



SUMMARY OF NOTICE OF CASH ALLOCATION
as of January 31, 2022

Funding the Republic


MDS Account No: 2001-90003-1	UACS CODE	JANUARY	FEBRUARY	MARCH	APRIL	MAY	JUNE	JULY	AUGUST	SEPTEMBER	OCTOBER	NOVEMBER	DECEMBER	TOTAL
GAA														
NCA-BMB-A-22-0000433 January 3, 2022														398,374,000.00
REGULAR	01101101	133,547,000.00	142,944,000.00	121,883,000.00										10,292,000.00
RLIP	01104102	3,428,000.00	3,429,000.00	3,435,000.00										
Total (GAA)		136,975,000.00	146,373,000.00	125,318,000.00	-	-	-	-	-	-	-	-	-	408,666,000.00
RG & TL *	01101101/01101407													-
		-	-	-	-	-	-	-	-	-	-	-	-	-
Sub-Total (MDS 2001-90003-1)		136,975,000.00	146,373,000.00	125,318,000.00	-	-	-	-	-	-	-	-	-	408,666,000.00
MDS Account No: 2001-90258-2														
GRANT-KFW IDP (TSA CAPACITY BUILDING)	04104161													-
Sub-Total (MDS 2001-90258-2)		-	-	-	-	-	-	-	-	-	-	-	-	-
MDS Account No: 2001-90234-3														-
TRUST RECEIPTS	07308602													-
Sub-Total (MDS 2001-90234-3)		-	-	-	-	-	-	-	-	-	-	-	-	-
GRAND TOTAL		136,975,000.00	146,373,000.00	125,318,000.00	-	-	-	-	-	-	-	-	-	408,666,000.00

*See attached details

Certified Correct:


REYNALDO Z. DELOS SANTOS
CTOO II, Bureau Accounting Division

Recommended by:


MARITES B. MASARAP
Director III, Accounting Service

Approved by:


EDUARDO ANTHONY G. MARINO III
OIC Deputy Treasurer of the Philippines



Funding the Republic

NOTICE OF CASH ALLOCATION RECEIVED - Regular Fund

as of January 31, 2022

MDS Account No: 2001-90003-1 (Regular)

01/04/21	NCA-BMB-A-22-0000433	01101101/01104102	408,666,000.00
Total			408,666,000.00

To cover Regular operating and RLIP requirements for the 1st Quarter (January to March) of FY 2022.


Certified Correct:


REYNALDO Z. DELOS SANTOS
CTOO II, Bureau Accounting Division

Recommended by:


MARITES B. MASARAP
Director III, Accounting Service

Approved by:


EDUARDO ANTHONY G. MARIÑO III
OIC Deputy Treasurer of the Philippines