

CY 2021 STATEMENT OF APPROPRIATIONS,
ALLOTMENTS, OBLIGATIONS, DISBURSEMENTS AND
BALANCES (SAAOB)

As of December 31, 2021_ Revised As of April 7, 2022

Department : Department of Finance
Agency : BUREAU OF THE TREASURY
Operating Unit : BTR NG OVERSIGHT
Organization Code : 11-005-00-00000
Funding Source : Fund Cluster 01_RA Fund
Fund Cluster 02_FAP Fund
Fund Cluster 03_FAP Fund



FAR No. 1_BTR NG OVERSIGHT_BSGC

X	New General Appropriations
X	Continuing Appropriations
X	Automatic Appropriations
X	Unprogrammed Funds
X	Supplemental Appropriation

PARTICULARS	UACS CODE	APPROPRIATIONS			ALLOTMENTS					CURRENT YEAR OBLIGATIONS				
		Authorized Appropriation	Adjustments	Adjusted Appropriation	Allotments received	Adjustments	Transfer to	Transfer from	Adjusted Total Allotments	1st Quarter	2nd Quarter	3rd Quarter	4th Quarter	TOTAL
1	2	3	4	5=3+4	6	7	8	9	10=6+7-8+9	11	12	13	14	15=11:14
A. NEW GENERAL APPROPRIATIONS														
A.1 BUDGETARY SUPPORT TO GOVERNMENT CORPORATIONS														
Regular Agency Fund (01)														
A.1.a FY 2021 RA 11518, Budgetary Support to Government Corporations	01 1 01 277													
Maintenance and Other Operating Expenses	50200000 00	143,857,088,000.00	-	143,857,088,000.00	142,246,249,455.00				142,246,249,455.00	9,972,550,504.00	56,338,653,965.00	43,048,930,519.00	15,396,421,284.00	124,756,556,272.00
Capital Outlay	50600000 00	-	-	-					-	9,972,550,504.00	56,338,653,965.00	43,048,930,519.00	15,396,421,284.00	-
Total		143,857,088,000.00	-	143,857,088,000.00	142,246,249,455.00		-	-	142,246,249,455.00	9,972,550,504.00	56,338,653,965.00	43,048,930,519.00	15,396,421,284.00	124,756,556,272.00
A.1.b FY 2021 RA 11518, Equity Contribution														
	01 1 01 276													
Maintenance and Other Operating Expenses	50200000 00		-	-	1,043,929,000.00				-		28,635,269.00	40,094,845.00	365,512,161.00	434,242,275.00
Capital Outlay	50600000 00	1,088,818,000.00	-	1,088,818,000.00	1,043,929,000.00				1,043,929,000.00	-	28,635,269.00	40,094,845.00	365,512,161.00	434,242,275.00
Total		1,088,818,000.00	-	1,088,818,000.00	1,043,929,000.00		-	-	1,043,929,000.00		28,635,269.00	40,094,845.00	365,512,161.00	434,242,275.00
Total, Regular Agency Fund		144,945,906,000.00	-	144,945,906,000.00	143,290,178,455.00		-	-	143,290,178,455.00	9,972,550,504.00	56,367,289,234.00	43,089,025,364.00	15,761,933,445.00	125,190,798,547.00
Foreign - Assisted Projects Fund (02)														
A.1.c FY 2021 RA 11518, Foreign Assisted Projects Fund - Gop Counterpart Funds	02 1 01 151													
Maintenance and Other Operating Expenses	50200000 00	1,524,907,000.00	-	1,524,907,000.00	1,524,907,000.00				1,524,907,000.00	381,227,000.00	521,940,000.00	335,553,000.00	286,187,000.00	1,524,907,000.00
Capital Outlay	50600000 00	-	-	-					-	381,227,000.00	521,940,000.00	335,553,000.00	286,187,000.00	-
Total		1,524,907,000.00	-	1,524,907,000.00	1,524,907,000.00		-	-	1,524,907,000.00	381,227,000.00	521,940,000.00	335,553,000.00	286,187,000.00	1,524,907,000.00

CY 2021 STATEMENT OF APPROPRIATIONS,
ALLOTMENTS, OBLIGATIONS, DISBURSEMENTS AND
BALANCES (SAAODB)

As of December 31, 2021_ Revised As of April 7, 2022

Department : Department of Finance
Agency : BUREAU OF THE TREASURY
Operating Unit : BTR NG OVERSIGHT
Organization Code : 11-005-00-00000
Funding Source : Fund Cluster 01_RA Fund
Fund Cluster 02_FAP Fund
Fund Cluster 03_FAP Fund

FAR No. 1_BTR NG OVERSIGHT_BSGC			
	X	New General Appropriations	
	X	Continuing Appropriations	
	X	Automatic Appropriations	
	X	Unprogrammed Funds	
	X	Supplemental Appropriation	

PARTICULARS	UACS CODE	APPROPRIATIONS			ALLOTMENTS					CURRENT YEAR OBLIGATIONS				
		Authorized Appropriation	Adjustments	Adjusted Appropriation	Allotments received	Adjustments	Transfer To	Transfer From	Adjusted Total Allotments	1st Quarter	2nd Quarter	3rd Quarter	4th Quarter	TOTAL
1	2	3	4	5=3+4	6	7	8	9	10=6+7-8+9	11	12	13	14	15=11+14
A.1.d FY 2021 RA 11518, Foreign Assisted Projects Fund - China	02 1 01 157													
Maintenance and Other Operating Expenses	50200000 00	900,000,000.00	-	900,000,000.00	900,000,000.00				900,000,000.00	480,967,962.91				480,967,962.91
Capital Outlay	50600000 00		-	-					-					-
Total		900,000,000.00	-	900,000,000.00	900,000,000.00		-	-	900,000,000.00	480,967,962.91	-			480,967,962.91
A.1.e FY 2021 RA 11518, Foreign Assisted Projects Fund - Korea	02 1 01 166													
Maintenance and Other Operating Expenses	50200000 00	795,963,000.00	-	795,963,000.00	795,963,000.00				795,963,000.00	227,567,702.01				227,567,702.01
Capital Outlay	50600000 00		-	-					-					-
Total		795,963,000.00	-	795,963,000.00	795,963,000.00		-	-	795,963,000.00	227,567,702.01	-			227,567,702.01
Total, Foreign Assisted Projects Funds														
		3,220,870,000.00	-	3,220,870,000.00	3,220,870,000.00		-	-	3,220,870,000.00	1,089,762,664.92	521,940,000.00	335,553,000.00	286,187,000.00	2,233,442,664.92
SUB - TOTAL, BUDGETARY SUPPORT TO GOCC		148,166,776,000.00	-	148,166,776,000.00	146,511,048,455.00		-	-	146,511,048,455.00	11,062,313,168.92	56,889,229,234.00	43,424,578,364.00	16,048,120,445.00	127,424,241,211.92
Maintenance and Other Operating Expenses		147,077,958,000.00	-	147,077,958,000.00	145,467,119,455.00		-	-	145,467,119,455.00	56,889,229,234.00	43,384,483,965.00	43,384,483,519.00	16,682,608,284.00	126,589,998,936.92
Capital Outlay		1,088,818,000.00	-	1,088,818,000.00	1,043,929,000.00		-	-	1,043,929,000.00	-	28,635,269.00	40,094,845.00	365,512,161.00	434,242,275.00
A.2 BUDGETARY SUPPORT TO GOVERNMENT CORPORATIONS														
Continuing Appropriation (02)														
A.2.a FY 2020 RA 11465, Budgetary Support to Government Corporations	01 1 02 276													
Maintenance and Other Operating Expenses	50200000 00		-	-					-					-

CY 2021 STATEMENT OF APPROPRIATIONS,
ALLOTMENTS, OBLIGATIONS, DISBURSEMENTS AND
BALANCES (SAADB)
As of December 31, 2021_Revised As of April 7, 2022

Department : Department of Finance
Agency : BUREAU OF THE TREASURY
Operating Unit : BTr NG OVERSIGHT
Organization Code : 11-005-00-00000
Funding Source : Fund Cluster 01_RA Fund
Fund Cluster 02_FAP Fund
Fund Cluster 03_FAP Fund

FAR No. 1_BTr NG OVERSIGHT_BSGC			
X	New General Appropriations		
X	Continuing Appropriations		
X	Automatic Appropriations		
X	Unprogrammed Funds		
X	Supplemental Appropriation		

PARTICULARS	UACS CODE	APPROPRIATIONS				ALLOTMENTS				CURRENT YEAR OBLIGATIONS					
		Authorized Appropriation	Adjustments	Adjusted Appropriation	5=3+4	Allotments received	Adjustments	Tra nsf er	Tra nsf er	Adjusted Total Allotments	1st Quarter	2nd Quarter	3rd Quarter	4th Quarter	TOTAL
	1	2	3	4	5=3+4	6	7	8	9	10=6+7-8+9	11	12	13	14	15=11-14
Capital Outlay	50600000 00	504,706,000.00	370,127,011.00	874,833,011.00	874,833,011.00	90,000,000.00	370,127,011.00	-	-	460,127,011.00	56,255,173.00	313,871,838.00		90,000,000.00	460,127,011.00
SUB - TOTAL, CONTINUING APPROPRIATION		504,706,000.00	370,127,011.00	874,833,011.00	874,833,011.00	90,000,000.00	370,127,011.00	-	-	460,127,011.00	56,255,173.00	313,871,838.00		90,000,000.00	460,127,011.00
A.2.b FY 2020 RA 11465, Budgetary Support to Government Corporations	01 1 02 277														
Maintenance and Other Operating Expenses	50200000 00	6,910,392,130.00	28,045,860,219.00	34,956,252,349.00	34,956,252,349.00	442,819,045.00	28,045,860,219.00			28,488,679,264.00	295,334,368.00	26,946,317,539.00	(336,525,643.00)	1,585,553,000.00	28,488,679,264.00
Capital Outlay	50600000 00	6,910,392,130.00	28,045,860,219.00	34,956,252,349.00	34,956,252,349.00	442,819,045.00	28,045,860,219.00	-	-	28,488,679,264.00	295,334,368.00	26,946,317,539.00	(336,525,643.00)	1,585,553,000.00	28,488,679,264.00
SUB - TOTAL, CONTINUING APPROPRIATION		6,910,392,130.00	28,045,860,219.00	34,956,252,349.00	34,956,252,349.00	442,819,045.00	28,045,860,219.00	-	-	28,488,679,264.00	295,334,368.00	26,946,317,539.00	(336,525,643.00)	1,585,553,000.00	28,488,679,264.00
Foreign - Assisted Projects Fund (02)															
A.2.c FY 2020 RA 11465, Foreign Assisted Projects Fund - China	02 1 02 157														
Maintenance and Other Operating Expenses	50200000 00		1,091,477,000.00	1,091,477,000.00	1,091,477,000.00		1,091,477,000.00			1,091,477,000.00		1,091,477,000.00			1,091,477,000.00
Capital Outlay	50600000 00		-	1,091,477,000.00	1,091,477,000.00	-	1,091,477,000.00	-	-	1,091,477,000.00		1,091,477,000.00		-	1,091,477,000.00
Total			-	1,091,477,000.00	1,091,477,000.00	-	1,091,477,000.00			1,091,477,000.00		1,091,477,000.00		-	1,091,477,000.00
A.2.d FY 2020 RA 11465, Foreign Assisted Projects Fund - Korea	02 1 02 168														
Maintenance and Other Operating Expenses	50200000 00		575,000,000.00	575,000,000.00	575,000,000.00		575,000,000.00			575,000,000.00		575,000,000.00			575,000,000.00
Capital Outlay	50600000 00		-	575,000,000.00	575,000,000.00	-	575,000,000.00	-	-	575,000,000.00		575,000,000.00		-	575,000,000.00
Total			-	575,000,000.00	575,000,000.00	-	575,000,000.00			575,000,000.00		575,000,000.00		-	575,000,000.00
A.2.e FY 2020 RA 11465, Foreign Assisted Projects Fund - United States	02 1 02 177														
Maintenance and Other Operating Expenses	50200000 00		-	-	-					-					-
Capital Outlay	50600000 00		-	-	-					-					-

CY 2021 STATEMENT OF APPROPRIATIONS,
ALLOTMENTS, OBLIGATIONS, DISBURSEMENTS AND
BALANCES (SAADB)

As of December 31, 2021_Revised As of April 7, 2022

Department : Department of Finance
Agency : BUREAU OF THE TREASURY
Operating Unit : BTR NG OVERSIGHT
Organization Code : 11-005-00-00000
Funding Source : Fund Cluster 01_RA Fund
Fund Cluster 02_FAP Fund
Fund Cluster 03_FAP Fund

FAR No. 1_BTR NG OVERSIGHT_BSGC			
	X	New General Appropriations	
	X	Continuing Appropriations	
	X	Automatic Appropriations	
	X	Unprogrammed Funds	
	X	Supplemental Appropriation	

PARTICULARS	UACS CODE	APPROPRIATIONS				ALLOTMENTS				CURRENT YEAR OBLIGATIONS					
		Authorized Appropriation	Adjustments	Adjusted Appropriation	Allotments received	Adjustments	Transfer to Exo	Transfer	Adjusted Total Allotments	1st Quarter	2nd Quarter	3rd Quarter	4th Quarter	TOTAL	
1	2	3	4	5=3+4	6	7	8	9	10=6+7-8+9	11	12	13	14	15=1+14	
Total		-	-	-	-	-	-	-	-	-	-	-	-	-	-
Total, Foreign Assisted Projects Funds		-	1,666,477,000.00	1,666,477,000.00	-	1,666,477,000.00	-	-	1,666,477,000.00	-	1,666,477,000.00	-	-	1,666,477,000.00	
Total, Continuing Appropriation		7,415,098,130.00	30,082,464,230.00	37,497,562,360.00	532,819,045.00	30,082,464,230.00	-	-	30,615,283,275.00	361,589,641.00	28,926,666,377.00	(338,525,643.00)	1,675,553,000.00	30,615,283,275.00	
TOTAL, NEW GENERAL APPROPRIATIONS		155,561,874,130.00	30,082,464,230.00	185,664,338,360.00	147,043,867,500.00	30,082,464,230.00	-	-	177,126,331,730.00	11,413,902,709.92	85,815,895,611.00	43,086,052,721.00	17,723,673,445.00	158,039,524,486.92	
Maintenance and Other Operating Expenses		153,988,350,130.00	29,712,337,219.00	183,700,687,349.00	145,909,938,500.00	29,712,337,219.00	-	-	175,622,275,719.00	11,357,647,536.92	85,473,388,504.00	43,045,957,876.00	17,258,161,284.00	157,145,155,200.92	
Capital Outlay		1,593,524,000.00	370,127,011.00	1,963,661,011.00	1,133,929,000.00	370,127,011.00	-	-	1,504,056,011.00	56,285,173.00	342,507,107.00	40,094,845.00	455,512,161.00	894,369,286.00	
B. BAYANIHAN TO RECOVER AS ONE ACT															
B.1 Regular Agency Fund, FY 2021 Continuing Appro., Republic Act No. 11494, Bayanihan to Recover As One Act	01 1 02 415														
Maintenance and Other Operating Expenses	50200000 00		706,350,000.00	706,350,000.00	45,000,000,000.00	706,350,000.00			706,350,000.00	45,000,000,000.00	706,350,000.00			706,350,000.00	
Capital Outlay	50600000 00		45,000,000,000.00	45,000,000,000.00	45,000,000,000.00	706,350,000.00	-	-	45,706,350,000.00	45,000,000,000.00	706,350,000.00	-	-	45,706,350,000.00	
Total			45,000,000,000.00	45,706,350,000.00	45,000,000,000.00	706,350,000.00	-	-	45,706,350,000.00	45,000,000,000.00	706,350,000.00	-	-	45,706,350,000.00	
TOTAL, BAYANIHAN TO RECOVER AS ONE ACT			45,000,000,000.00	45,706,350,000.00	45,000,000,000.00	706,350,000.00	-	-	45,706,350,000.00	45,000,000,000.00	706,350,000.00	-	-	45,706,350,000.00	
Maintenance and Other Operating Expenses			-	706,350,000.00	706,350,000.00	706,350,000.00	-	-	706,350,000.00	-	706,350,000.00	-	-	706,350,000.00	
Capital Outlay			45,000,000,000.00	-	45,000,000,000.00	-	-	-	45,000,000,000.00	45,000,000,000.00	-	-	-	45,000,000,000.00	
C. SPECIAL PURPOSE FUNDS															
C.1 FY 2020 RA 11466 - Cont., National Disaster Risk Reduction and Management Fund (Calamity Fund)	01 1 02 401														
Maintenance and Other Operating Expenses	50200000 00		1,785,243,245.00	356,779,270.00	2,142,022,515.00	356,779,270.00			2,142,022,515.00		356,779,270.00	1,651,887,000.00	133,356,245.00	2,142,022,515.00	
Capital Outlay	50600000 00		1,785,243,245.00	356,779,270.00	2,142,022,515.00	356,779,270.00	-	-	2,142,022,515.00	-	356,779,270.00	1,651,887,000.00	133,356,245.00	2,142,022,515.00	
Total			1,785,243,245.00	356,779,270.00	2,142,022,515.00	356,779,270.00	-	-	2,142,022,515.00	-	356,779,270.00	1,651,887,000.00	133,356,245.00	2,142,022,515.00	

CY 2021 STATEMENT OF APPROPRIATIONS,
ALLOTMENTS, OBLIGATIONS, DISBURSEMENTS AND
BALANCES (SAAODB)

As of December 31, 2021_Revised As of April 7, 2022

Department : Department of Finance
Agency : BUREAU OF THE TREASURY
Operating Unit : BTR NG OVERSIGHT
Organization Code : 11-005-00-00000
Funding Source : Fund Cluster 01_RA Fund
Fund Cluster 02_FAP Fund
Fund Cluster 03_FAP Fund

FAR No. 1_BTR NG OVERSIGHT_BSGC

X	New General Appropriations
X	Continuing Appropriations
X	Automatic Appropriations
X	Unprogrammed Funds
X	Supplemental Appropriation

Fund Cluster 001 - RA 11518														
PARTICULARS	UACS CODE	APPROPRIATIONS			ALLOTMENTS					CURRENT YEAR OBLIGATIONS				
		Authorized Appropriation	Adjustments	Adjusted Appropriation	Allotments received	Adjustments	Tra nsf er To Eo	Tra nsf er To Eo	Adjusted Total Allotments	1st Quarter	2nd Quarter	3rd Quarter	4th Quarter	TOTAL
1	2	3	4	5=3+4	6	7	8	9	10=6+7+8+9	11	12	13	14	15=11:14
C.2 FY 2021 RA 11518 - National Disaster Risk Reduction and Management Fund (Calamity Fund)	01 1 01 401													
Maintenance and Other Operating Expenses	50200000 00	2,732,311,338.00	-	2,732,311,338.00	2,732,311,338.00				2,732,311,338.00			22,278,757.00	2,219,715,293.00	2,241,994,050.00
Capital Outlay	50600000 00	2,732,311,338.00	-	2,732,311,338.00	2,732,311,338.00		-	-	2,732,311,338.00	-	-	22,278,757.00	2,219,715,293.00	2,241,994,050.00
TOTAL, SPECIAL PURPOSE FUNDS														
Maintenance and Other Operating Expenses		4,517,554,583.00	356,779,270.00	4,874,333,853.00	4,517,554,583.00	356,779,270.00	-	-	4,874,333,853.00	-	356,779,270.00	1,674,165,757.00	2,353,071,538.00	4,384,016,565.00
Capital Outlay		4,517,554,583.00	356,779,270.00	4,874,333,853.00	4,517,554,583.00	356,779,270.00	-	-	4,874,333,853.00	-	356,779,270.00	1,674,165,757.00	2,353,071,538.00	4,384,016,565.00
D. CONTINGENT FUND														
D.1 FY 2021 RA 11518, Contingent Fund	01 1 01 402													
Maintenance and Other Operating Expenses	50200000 00	685,000,000.00	-	685,000,000.00	685,000,000.00				685,000,000.00			17,982,615.00	666,914,100.00	684,896,715.00
Capital Outlay	50600000 00	685,000,000.00	-	685,000,000.00	685,000,000.00		-	-	685,000,000.00	-	-	17,982,615.00	666,914,100.00	684,896,715.00
Total														
TOTAL, CONTINGENT FUND														
Maintenance and Other Operating Expenses		685,000,000.00	-	685,000,000.00	685,000,000.00	-	-	-	685,000,000.00	-	-	17,982,615.00	666,914,100.00	684,896,715.00
Capital Outlay		685,000,000.00	-	685,000,000.00	685,000,000.00	-	-	-	685,000,000.00	-	-	17,982,615.00	666,914,100.00	684,896,715.00
E. BSGC - OTHERS														
E.1 FY 2021 RA 11518 - BSGC - Others	01 1 01 412													
Maintenance and Other Operating Expenses	50200000 00	28,606,000.00	-	28,606,000.00	19,000,000.00				19,000,000.00				19,000,000.00	19,000,000.00

CY 2021 STATEMENT OF APPROPRIATIONS,
ALLOTMENTS, OBLIGATIONS, DISBURSEMENTS AND
BALANCES (SAAOB)

As of December 31, 2021_Revised As of April 7, 2022

Department : Department of Finance
Agency : BUREAU OF THE TREASURY
Operating Unit : BTR-NG OVERSIGHT
Organization Code : 11-005-00-00000
Funding Source : Fund Cluster 01_RA Fund
Fund Cluster 02_FAP Fund
Fund Cluster 03_FAP Fund

FAR No. 1_BTR-NG OVERSIGHT_BSGC

X	New General Appropriations
X	Continuing Appropriations
X	Automatic Appropriations
X	Unprogrammed Funds
X	Supplemental Appropriation

PARTICULARS	UACS CODE	APPROPRIATIONS			ALLOTMENTS					CURRENT YEAR OBLIGATIONS					
		Authorized Appropriation	Adjustments	Adjusted Appropriation	Allocments received	Adjustments	Transfer To	Transfer From	Adjusted Total Allotments	1st Quarter	2nd Quarter	3rd Quarter	4th Quarter	TOTAL	
1	2	3	4	5=3+4	6	7	8	9	10=6+7-8+9	11	12	13	14	15=11:14	
Capital Outlay	50600000 00			-					-						
Total		28,606,000.00	-	28,606,000.00	19,000,000.00	-	-	-	19,000,000.00	-	-	-	19,000,000.00	19,000,000.00	-
E.2 FY 2020 RA 11465 - BSGC - Others, Continuing Appropriation	01 1 02 412								-					-	
Maintenance and Other Operating Expenses	50200000 00	698,500.00	-	698,500.00					-					-	
Capital Outlay	50600000 00								-					-	
Total		698,500.00	-	698,500.00	-	-	-	-	-	-	-	-	-	-	
TOTAL, BSGC - OTHERS		29,304,500.00	-	29,304,500.00	19,000,000.00	-	-	-	19,000,000.00	-	-	-	19,000,000.00	19,000,000.00	-
Maintenance and Other Operating Expenses		29,304,500.00	-	29,304,500.00	19,000,000.00	-	-	-	19,000,000.00	-	-	-	19,000,000.00	19,000,000.00	-
Capital Outlay		-	-	-	-	-	-	-	-	-	-	-	-	-	
F. AUTOMATIC APPROPRIATIONS															
F.1 FY 2021 RA 11518, Auto., Customs duties and taxes, Including tax expenditures	01 1 04 105														
Maintenance and Other Operating Expenses	50200000 00	3,765,491,965.00	(80,426,044.00)	3,685,065,921.00	3,765,491,965.00	(80,426,044.00)			3,685,065,921.00		1,748,412,481.00	1,795,012,061.00	141,641,379.00	3,685,065,921.00	-
Capital Outlay	50600000 00														
Total		3,765,491,965.00	(80,426,044.00)	3,685,065,921.00	3,765,491,965.00	(80,426,044.00)	-	-	3,685,065,921.00	-	1,748,412,481.00	1,795,012,061.00	141,641,379.00	3,685,065,921.00	-
TOTAL, AUTOMATIC APPROPRIATIONS		3,765,491,965.00	(80,426,044.00)	3,685,065,921.00	3,765,491,965.00	(80,426,044.00)	-	-	3,685,065,921.00	-	1,748,412,481.00	1,795,012,061.00	141,641,379.00	3,685,065,921.00	-
Maintenance and Other Operating Expenses		3,765,491,965.00	(80,426,044.00)	3,685,065,921.00	3,765,491,965.00	(80,426,044.00)	-	-	3,685,065,921.00	-	1,748,412,481.00	1,795,012,061.00	141,641,379.00	3,685,065,921.00	-
Capital Outlay		-	-	-	-	-	-	-	-	-	-	-	-	-	
G. UNPROGRAMMED FUND															

CY 2021 STATEMENT OF APPROPRIATIONS,
ALLOTMENTS, OBLIGATIONS, DISBURSEMENTS AND
BALANCES (SAAODB)

As of December 31, 2021_Revised As of April 7, 2022

Department : Department of Finance
Agency : BUREAU OF THE TREASURY
Operating Unit : BTR NG OVERSIGHT
Organization Code : 11-005-00-00000
Funding Source : Fund Cluster 01_RA Fund
Fund Cluster 02_FAP Fund
Fund Cluster 03_FAP Fund

FAR No. 1_BTR NG OVERSIGHT_BSGC

X	New General Appropriations
X	Continuing Appropriations
X	Automatic Appropriations
X	Unprogrammed Funds
X	Supplemental Appropriation

PARTICULARS	UACS CODE	APPROPRIATIONS			ALLOTMENTS				CURRENT YEAR OBLIGATIONS					
		Authorized Appropriation	Adjustments	Adjusted Appropriation	Allocments received	Adjustments	Transfer to	Transfer from	Adjusted Total Allotments	1st Quarter	2nd Quarter	3rd Quarter	4th Quarter	TOTAL
1	2	3	4	5=3+4	6	7	8	9	10=6+7+8+9	11	12	13	14	15=11:14
G.1 FY 2021 RA 11518, Unprogrammed Fund - BSGC	01 1 05 427													
Maintenance and Other Operating Expenses	50200000 00	7,464,815,000.00	-	7,464,815,000.00	7,464,815,000.00				7,464,815,000.00	7,464,815,000.00				7,464,815,000.00
Capital Outlay	50600000 00		-	-					-		-			-
Total		7,464,815,000.00	-	7,464,815,000.00	7,464,815,000.00				7,464,815,000.00	7,464,815,000.00	-			7,464,815,000.00
G.2 FY 2021 RA 11518, Unprogrammed Fund - Support to Foreign-Assisted Projects	01 1 05 428													
Maintenance and Other Operating Expenses	50200000 00	585,074,000.00	-	585,074,000.00	585,074,000.00				585,074,000.00				38,810,772.00	38,810,772.00
Capital Outlay	50600000 00		-	-					-		-			-
Total		585,074,000.00	-	585,074,000.00	585,074,000.00				585,074,000.00		-		38,810,772.00	38,810,772.00
G.3 FY 2020 RA 11465, Continuing Appro - Support to Foreign-Assisted Projects	01 1 02 428													
Maintenance and Other Operating Expenses	50200000 00		419,207,500.00	419,207,500.00		419,207,500.00			419,207,500.00	72,088,500.00	345,656,320.00		1,462,680.00	419,207,500.00
Capital Outlay	50600000 00		-	-					-	72,088,500.00	345,656,320.00		1,462,680.00	-
Total		-	419,207,500.00	419,207,500.00	-	419,207,500.00			419,207,500.00	72,088,500.00	345,656,320.00		1,462,680.00	419,207,500.00
TOTAL, UNPROGRAMMED FUND														
Maintenance and Other Operating Expenses		8,049,889,000.00	419,207,500.00	8,469,096,500.00	8,049,889,000.00	419,207,500.00	-	-	8,469,096,500.00	7,536,903,500.00	345,656,320.00	-	40,273,462.00	7,922,833,272.00
Capital Outlay		8,049,889,000.00	419,207,500.00	8,469,096,500.00	8,049,889,000.00	419,207,500.00	-	-	8,469,096,500.00	7,536,903,500.00	345,656,320.00	-	40,273,462.00	7,922,833,272.00
GRAND TOTAL														
Maintenance and Other Operating Expenses		217,629,114,178.00	31,484,374,956.00	249,113,489,134.00	209,080,803,048.00	31,484,374,956.00	-	-	240,565,178,004.00	63,950,806,209.92	88,973,093,682.00	46,573,213,154.00	20,944,573,914.00	220,441,686,959.92
Capital Outlay		171,035,590,178.00	31,114,247,945.00	202,149,838,123.00	162,946,874,048.00	31,114,247,945.00	-	-	194,061,121,993.00	18,894,551,036.92	88,630,586,575.00	46,533,118,309.00	20,489,061,753.00	174,547,317,673.92
		46,593,524,000.00	370,127,011.00	46,963,651,011.00	46,133,929,000.00	370,127,011.00	-	-	46,504,056,011.00	45,056,255,173.00	342,507,107.00	40,094,845.00	455,512,161.00	45,894,369,286.00
SUMMARY		-	-	-	-	-	-	-	-	-	-	-	-	-

CY 2021 STATEMENT OF APPROPRIATIONS,
ALLOTMENTS, OBLIGATIONS, DISBURSEMENTS AND
BALANCES (SAAODB)

As of December 31, 2021_ Revised As of April 7, 2022

Department : Department of Finance
Agency : BUREAU OF THE TREASURY
Operating Unit : BTR NG OVERSIGHT
Organization Code : 11-005-00-00000
Funding Source : Fund Cluster 01_RA Fund
Fund Cluster 02_FAP Fund
Fund Cluster 03_FAP Fund

FAR No. 1_BTR NG OVERSIGHT_BSGC

X	New General Appropriations
X	Continuing Appropriations
X	Automatic Appropriations
X	Unprogrammed Funds
X	Supplemental Appropriation

Fund Cluster 03_FAP Fund															
PARTICULARS	UACS CODE	APPROPRIATIONS			ALLOTMENTS					CURRENT YEAR OBLIGATIONS					
		Authorized Appropriation	Adjustments	Adjusted Appropriation	Allocments received	Adjustments	Transfer to	Transfer from	Adjusted Total Allocments	1st Quarter	2nd Quarter	3rd Quarter	4th Quarter	TOTAL	
1	2	3	4	5=3+4	6	7	8	9	10=6+7-8+9	11	12	13	14	15=11+14	
A. New General Appropriations															
Regular Agency Fund (01)															
Maintenance and Other Operating Expenses	50200000 00	143,857,088,000.00	-	143,857,088,000.00	142,246,249,455.00	-	-	-	142,246,249,455.00	9,972,550,504.00	56,338,653,965.00	43,048,930,518.00	15,396,421,284.00	124,756,556,272.00	
Capital Outlay	50600000 00	1,088,818,000.00	-	1,088,818,000.00	1,043,929,000.00	-	-	-	1,043,929,000.00	-	28,635,269.00	40,094,845.00	365,512,161.00	434,242,275.00	
Total		144,945,906,000.00	-	144,945,906,000.00	143,290,178,455.00	-	-	-	143,290,178,455.00	9,972,550,504.00	56,367,289,234.00	43,089,025,364.00	15,761,933,445.00	125,190,798,547.00	
Foreign Assisted Projects Fund (02)															
Maintenance and Other Operating Expenses	50200000 00	3,220,870,000.00	-	3,220,870,000.00	3,220,870,000.00	-	-	-	3,220,870,000.00	1,089,762,664.92	521,940,000.00	335,553,000.00	286,187,000.00	2,233,442,664.92	
Capital Outlay	50600000 00	-	-	-	-	-	-	-	-	-	521,940,000.00	335,553,000.00	286,187,000.00	-	
Total		3,220,870,000.00	-	3,220,870,000.00	3,220,870,000.00	-	-	-	3,220,870,000.00	1,089,762,664.92	521,940,000.00	335,553,000.00	286,187,000.00	2,233,442,664.92	
Continuing Appropriation															
Maintenance and Other Operating Expenses	50200000 00	6,910,392,130.00	29,712,337,219.00	36,622,729,349.00	442,819,045.00	29,712,337,219.00	-	-	30,155,156,264.00	295,334,368.00	28,612,794,539.00	(338,525,643.00)	1,585,553,000.00	30,155,156,264.00	
Capital Outlay	50600000 00	504,706,000.00	370,127,011.00	874,833,011.00	90,000,000.00	370,127,011.00	-	-	460,127,011.00	56,255,173.00	313,871,838.00	-	90,000,000.00	460,127,011.00	
Total		7,415,098,130.00	30,082,464,230.00	37,497,562,360.00	532,819,045.00	30,082,464,230.00	-	-	30,615,283,275.00	351,589,541.00	28,926,666,377.00	(338,525,643.00)	1,675,553,000.00	30,615,283,275.00	
Total, New General Appropriation		155,591,874,130.00	30,082,464,230.00	185,664,338,360.00	147,043,867,500.00	30,082,464,230.00	-	-	177,126,331,730.00	11,413,902,709.92	85,815,895,611.00	43,086,052,721.00	-	158,039,524,486.92	
B. Bayanihan To Recover As One Act															
Maintenance and Other Operating Expenses	50200000 00	-	706,350,000.00	706,350,000.00	-	706,350,000.00	-	-	706,350,000.00	-	706,350,000.00	-	-	706,350,000.00	
Capital Outlay	50600000 00	45,000,000,000.00	-	45,000,000,000.00	45,000,000,000.00	-	-	-	45,000,000,000.00	45,000,000,000.00	-	-	-	45,000,000,000.00	
Total, Continuing		45,000,000,000.00	706,350,000.00	45,706,350,000.00	45,000,000,000.00	706,350,000.00	-	-	45,706,350,000.00	45,000,000,000.00	706,350,000.00	-	-	45,706,350,000.00	
C. Special Purpose Funds															
Maintenance and Other Operating Expenses	50200000 00	4,517,554,583.00	356,779,270.00	4,874,333,853.00	4,517,554,583.00	356,779,270.00	-	-	4,874,333,853.00	-	356,779,270.00	1,674,165,757.00	2,353,071,538.00	4,384,016,565.00	
Capital Outlay	50600000 00	-	-	-	-	-	-	-	-	-	-	-	-	-	

CY 2021 STATEMENT OF APPROPRIATIONS,
ALLOTMENTS, OBLIGATIONS, DISBURSEMENTS AND
BALANCES (SAAODE)

As of December 31, 2021_Revised As of April 7, 2022

Department : Department of Finance
Agency : BUREAU OF THE TREASURY
Operating Unit : BTR NG OVERSIGHT
Organization Code : 11-005-00-00000
Funding Source : Fund Cluster 01_RA Fund
Fund Cluster 02_FAP Fund
Fund Cluster 03_FAP Fund

FAR No. 1_BTR NG OVERSIGHT_BSGC

X	New General Appropriations
X	Continuing Appropriations
X	Automatic Appropriations
X	Unprogrammed Funds
X	Supplemental Appropriation

PARTICULARS	UACS CODE	APPROPRIATIONS				ALLOTMENTS				CURRENT YEAR OBLIGATIONS				
		Authorized Appropriation	Adjustments	Adjusted Appropriation	Allotments received	Adjustments	Tra nsf er To	Tra nsf er From	Adjusted Total Allotments	1st Quarter	2nd Quarter	3rd Quarter	4th Quarter	TOTAL
1	2	3	4	5=3+4	6	7	8	9	10=6+7-8+9	11	12	13	14	15=11+14
Total, Continuing		4,517,554,583.00	356,779,270.00	4,874,333,853.00	4,517,554,583.00	356,779,270.00	-	-	4,874,333,853.00	-	356,779,270.00	1,674,165,757.00	2,353,071,538.00	4,384,016,565.00
D. Contingent Funds														
Maintenance and Other Operating Expenses	50200000 00	685,000,000.00	-	685,000,000.00	685,000,000.00	-	-	-	685,000,000.00	-	-	17,982,615.00	666,914,100.00	684,896,715.00
Capital Outlay	50600000 00	-	-	-	-	-	-	-	-	-	-	17,982,615.00	666,914,100.00	684,896,715.00
Total, Continuing		685,000,000.00	-	685,000,000.00	685,000,000.00	-	-	-	685,000,000.00	-	-	17,982,615.00	666,914,100.00	684,896,715.00
E. BSGC Others														
Maintenance and Other Operating Expenses	50200000 00	29,304,500.00	-	29,304,500.00	19,000,000.00	-	-	-	19,000,000.00	-	-	-	19,000,000.00	19,000,000.00
Capital Outlay	50600000 00	-	-	-	-	-	-	-	-	-	-	-	-	-
Total, Continuing		29,304,500.00	-	29,304,500.00	19,000,000.00	-	-	-	19,000,000.00	-	-	-	19,000,000.00	19,000,000.00
F. Automatic Appropriations														
Maintenance and Other Operating Expenses	50200000 00	3,765,491,965.00	(80,426,044.00)	3,685,065,921.00	3,765,491,965.00	(80,426,044.00)	-	-	3,685,065,921.00	-	1,748,412,481.00	1,795,012,061.00	141,641,379.00	3,685,065,921.00
Capital Outlay	50600000 00	-	-	-	-	-	-	-	-	-	-	-	-	-
Total, Automatic		3,765,491,965.00	(80,426,044.00)	3,685,065,921.00	3,765,491,965.00	(80,426,044.00)	-	-	3,685,065,921.00	-	1,748,412,481.00	1,795,012,061.00	141,641,379.00	3,685,065,921.00
G. Unprogrammed Fund														
Maintenance and Other Operating Expenses	50200000 00	8,049,889,000.00	419,207,500.00	8,469,096,500.00	8,049,889,000.00	419,207,500.00	-	-	8,469,096,500.00	7,536,903,500.00	345,656,320.00	-	40,273,452.00	7,922,833,272.00
Capital Outlay	50600000 00	-	-	-	-	-	-	-	-	-	-	-	-	-
Total, Automatic		8,049,889,000.00	419,207,500.00	8,469,096,500.00	8,049,889,000.00	419,207,500.00	-	-	8,469,096,500.00	7,536,903,500.00	345,656,320.00	-	40,273,452.00	7,922,833,272.00
GRAND TOTAL		217,629,114,178.00	31,484,374,956.00	249,113,489,134.00	209,080,803,048.00	31,484,374,956.00	-	-	240,565,178,004.00	63,950,806,209.92	88,973,093,682.00	46,673,213,154.00	20,944,573,914.00	220,441,686,959.92
Maintenance and Other Operating Expenses		171,035,590,178.00	31,114,247,945.00	202,149,838,123.00	162,946,874,048.00	31,114,247,945.00	-	-	194,061,121,993.00	18,894,551,036.92	88,630,586,575.00	46,533,118,309.00	20,489,061,753.00	174,547,317,673.92
Capital Outlay		46,593,524,000.00	370,127,011.00	46,963,651,011.00	46,133,929,000.00	370,127,011.00	-	-	46,504,056,011.00	45,056,255,173.00	342,507,107.00	40,094,845.00	455,512,161.00	45,894,369,286.00

CY 2021 STATEMENT OF APPROPRIATIONS,
ALLOTMENTS, OBLIGATIONS, DISBURSEMENTS AND
BALANCES (SAAODB)

As of December 31, 2021_Revised As of April 7, 2022

FAR No. 1_BT-NG OVERSIGHT_BSGC

Department : Department of Finance
Agency : BUREAU OF THE TREASURY
Operating Unit : BT-NG OVERSIGHT
Organization Code : 11-005-00-00000
Funding Source : Fund Cluster 01_RA Fund
Fund Cluster 02_FAP Fund
Fund Cluster 03_FAP Fund

X
X
X
X

New General Appropriations
Continuing Appropriations
Automatic Appropriations
Unprogrammed Funds
Supplemental Appropriation

PARTICULARS	UACS CODE	CURRENT YEAR DISBURSEMENTS					BALANCES			
		1st Quarter	2nd Quarter	3rd Quarter	4th Quarter	TOTAL	Unreleased Appropriations	Unobligated Allotments	Unpaid Obligations	
									(15-20)	(23+24)
		16	17	18	19	20 = 16:19			Due and Demandable	Not Yet Due and Demandable
1	2	16	17	18	19	20 = 16:19	21=5-10	22=10-15	23	24
A. NEW GENERAL APPROPRIATIONS										
A.1 BUDGETARY SUPPORT TO GOVERNMENT CORPORATIONS										
Regular Agency Fund (01)										
A.1.a FY 2021 RA 11518, Budgetary Support to Government Corporations										
Maintenance and Other Operating Expenses	01 1 01 277	9,972,550,504.00	56,338,653,965.00	43,006,323,318.00	15,439,028,485.00	124,756,556,272.00	1,610,838,545.00	17,489,693,183.00	-	-
Capital Outlay	506000000.00	9,972,550,504.00	56,338,653,965.00	43,048,930,519.00	15,439,028,485.00	124,756,556,272.00	1,610,838,545.00	17,489,693,183.00	-	-
Total										
A.1.b FY 2021 RA 11518, Equity Contribution										
Maintenance and Other Operating Expenses	01 1 01 276						-	609,686,725.00	-	-
Capital Outlay	506000000.00		28,635,269.00	40,094,845.00	365,512,161.00	434,242,275.00	44,889,000.00	609,686,725.00	-	-
Total			28,635,269.00	40,094,845.00	365,512,161.00	434,242,275.00	44,889,000.00	609,686,725.00	-	-
Total, Regular Agency Fund		9,972,550,504.00	56,367,289,234.00	43,089,025,364.00	15,804,540,646.00	125,190,798,547.00	1,655,727,545.00	18,099,379,908.00	-	-
Foreign - Assisted Projects Fund (02)										
A.1.c FY 2021 RA 11518, Foreign Assisted Projects Fund - GOP Counterpart Funds										
Maintenance and Other Operating Expenses	02 1 01 151	381,227,000.00	521,940,000.00	335,553,000.00	286,187,000.00	1,524,907,000.00	-	-	-	-
Capital Outlay	506000000.00	381,227,000.00	521,940,000.00	335,553,000.00	286,187,000.00	1,524,907,000.00	-	-	-	-
Total		381,227,000.00	521,940,000.00	335,553,000.00	286,187,000.00	1,524,907,000.00	-	-	-	-

CY 2021 STATEMENT OF APPROPRIATIONS,
ALLOTMENTS, OBLIGATIONS, DISBURSEMENTS AND
BALANCES (SAAODB)

As of December 31, 2021_Revised As of April 7, 2022

FAR NO. 1_BTR NG OVERSIGHT_BSGC

Department : Department of Finance
Agency : BUREAU OF THE TREASURY
Operating Unit : BTR-NG OVERSIGHT
Organization Code : 11-005-00-00000
Funding Source : Fund Cluster 01_RA Fund
Fund Cluster 02_FAP Fund
Fund Cluster 03_FAP Fund

X
X
X
X
X

New General Appropriations
Continuing Appropriations
Automatic Appropriations
Unprogrammed Funds
Supplemental Appropriation

PARTICULARS	UACS CODE	CURRENT YEAR DISBURSEMENTS						BALANCES			
		1st Quarter	2nd Quarter	3rd Quarter	4th Quarter	TOTAL	Unreleased Appropriations	Unobligated Allotments	Unpaid Obligations		
									(15-20) Due and Demandable	(23+24) Not Yet Due and Demandable	
1	2	16	17	18	19	20 = 16+19	21=5-10	22=10-15	23	24	
A.1.d FY 2021 RA 11518, Foreign Assisted Projects Fund - China	02 1 01 157										
Maintenance and Other Operating Expenses	50200000 00	208,634,337.44		272,333,625.47		480,967,962.91	-	419,032,037.09	-	-	
Capital Outlay	50600000 00					-	-	-	-	-	
Total		208,634,337.44	-	272,333,625.47	-	480,967,962.91	-	419,032,037.09	-	-	
A.1.e FY 2021 RA 11518, Foreign Assisted Projects Fund - Korea	02 1 01 168										
Maintenance and Other Operating Expenses	50200000 00		48,435,461.06		179,132,240.95	227,567,702.01	-	568,395,297.99	-	-	
Capital Outlay	50600000 00					-	-	-	-	-	
Total		-	48,435,461.06	-	179,132,240.95	227,567,702.01	-	568,395,297.99	-	-	
Total, Foreign Assisted Projects Funds		589,861,337.44	570,375,461.06	607,886,625.47	465,319,240.95	2,233,442,664.92	-	987,427,336.08	-	-	
SUB - TOTAL, BUDGETARY SUPPORT TO GOCC		10,562,411,841.44	56,937,664,696.06	43,664,304,788.47	16,269,859,886.95	127,424,241,211.92	1,655,727,545.00	19,086,807,243.08	-	-	
Maintenance and Other Operating Expenses		10,562,411,841.44	56,909,029,426.06	43,614,209,943.47	15,904,347,126.95	126,989,996,936.92	1,610,838,545.00	18,477,120,518.08	-	-	
Capital Outlay		-	28,635,269.00	40,094,845.00	365,512,161.00	434,242,275.00	44,889,000.00	609,686,725.00	-	-	
A.2 BUDGETARY SUPPORT TO GOVERNMENT CORPORATIONS											
Continuing Appropriation (02)											
A.2.a FY 2020 RA 11465, Budgetary Support to Government Corporations	01 1 02 276										
Maintenance and Other Operating Expenses	50200000 00					-	-	-	-	-	

CY 2021 STATEMENT OF APPROPRIATIONS,
ALLOTMENTS, OBLIGATIONS, DISBURSEMENTS AND
BALANCES (SAADB)

As of December 31, 2021_Revised As of April 7, 2022

FAR No. 1_BTR NG OVERSIGHT_BSGC

Department : Department of Finance
Agency : BUREAU OF THE TREASURY
Operating Unit : BTR NG OVERSIGHT
Organization Code : 11-005-00-00000
Funding Source : Fund Cluster 01_RA Fund
Fund Cluster 02_FAP Fund
Fund Cluster 03_FAP Fund

X
X
X
X

New General Appropriations
Continuing Appropriations
Automatic Appropriations
Unprogrammed Funds
Supplemental Appropriation

X
X
X
X

PARTICULARS	UACS CODE	CURRENT YEAR DISBURSEMENTS					BALANCES			
		1st Quarter	2nd Quarter	3rd Quarter	4th Quarter	TOTAL	Unreleased Appropriations	Unobligated Allotments	Unpaid Obligations	
									(15-20) Due and Demandable	(23+24) Not Yet Due and Demandable
1	2	16	17	18	19	20 = 16:19	21=5-10	22=10-15	23	24
Capital Outlay	50600000 00	56,255,173.00	71,035,387.00	463,325.00	44,336,701.00	172,090,586.00	414,706,000.00	-	288,036,425.00	-
SUB - TOTAL, CONTINUING APPROPRIATION		56,255,173.00	71,035,387.00	463,325.00	44,336,701.00	172,090,586.00	414,706,000.00	-	288,036,425.00	-
A.2.b FY 2020 RA 11465, Budgetary Support to Government Corporations	01 1 02 277									
Maintenance and Other Operating Expenses	50200000 00	295,334,368.00	11,349,763,176.00	1,157,732,952.00	1,900,323,624.00	14,703,154,120.00	6,467,573,085.00	-	13,785,525,144.00	-
Capital Outlay	50600000 00									
SUB - TOTAL, CONTINUING APPROPRIATION		295,334,368.00	11,349,763,176.00	1,157,732,952.00	1,900,323,624.00	14,703,154,120.00	6,467,573,085.00	-	13,785,525,144.00	-
Foreign - Assisted Projects Fund (02)										
A.2.c FY 2020 RA 11465, Foreign Assisted Projects Fund - China	02 1 02 167									
Maintenance and Other Operating Expenses	50200000 00						-	-	1,091,477,000.00	
Capital Outlay	50600000 00						-	-	-	
Total							-	-	1,091,477,000.00	-
A.2.d FY 2020 RA 11465, Foreign Assisted Projects Fund - Korea	02 1 02 168									
Maintenance and Other Operating Expenses	50200000 00						-	-	575,000,000.00	
Capital Outlay	50600000 00						-	-	-	
Total							-	-	575,000,000.00	-
A.2.e FY 2020 RA 11465, Foreign Assisted Projects Fund - United States	02 1 02 177									
Maintenance and Other Operating Expenses	50200000 00						-	-	-	
Capital Outlay	50600000 00						-	-	-	

CY 2021 STATEMENT OF APPROPRIATIONS,
ALLOTMENTS, OBLIGATIONS, DISBURSEMENTS AND
BALANCES (SAADB)

As of December 31, 2021_Revised As of April 7, 2022

Department : Department of Finance
Agency : BUREAU OF THE TREASURY
Operating Unit : BTR NG OVERSIGHT
Organization Code : 11-005-00-00000
Funding Source : Fund Cluster 01_RA Fund
Fund Cluster 02_FAP Fund
Fund Cluster 03_FAP Fund

X
X
X
X

FAR No. 1_BTR NG OVERSIGHT_BSGC

New General Appropriations
Continuing Appropriations
Automatic Appropriations
Unprogrammed Funds
Supplemental Appropriation

PARTICULARS	UACS CODE	CURRENT YEAR DISBURSEMENTS					BALANCES			
		1st Quarter	2nd Quarter	3rd Quarter	4th Quarter	TOTAL	Unreleased Appropriations	Unobligated Allotments	Unpaid Obligations	
									(15-20) Due and Demandable	(23+24) Not Yet Due and Demandable
1	2	16	17	18	19	20 = 16:19	21=5-10	22=10-15	23	24
Total		-	-	-	-	-	-	-	-	-
Total, Foreign Assisted Projects Funds		-	-	-	-	-	-	-	1,666,477,000.00	-
Total, Continuing Appropriation		351,589,541.00	11,420,798,563.00	1,158,196,277.00	1,944,560,325.00	14,875,244,706.00	6,882,279,086.00	-	15,740,038,569.00	-
TOTAL, NEW GENERAL APPROPRIATIONS		10,914,001,382.44	68,368,463,258.06	44,812,501,065.47	18,214,520,211.95	142,289,485,917.92	8,538,006,630.00	19,086,807,243.08	15,740,038,569.00	-
Maintenance and Other Operating Expenses		10,857,746,209.44	68,268,792,602.06	44,771,942,895.47	17,804,671,349.95	141,693,163,056.92	8,078,411,630.00	18,477,120,518.08	15,452,002,144.00	-
Capital Outlay		66,255,173.00	99,670,656.00	40,568,170.00	409,848,862.00	606,332,861.00	459,595,000.00	609,686,725.00	288,036,425.00	-
		-	-	-	-	-	-	-	(0.00)	-
B. BAYANIHAN TO RECOVER AS ONE ACT										
B.1 Regular Agency Fund, FY 2021 Continuing Approp., Republic Act No. 11494, Bayanihan to Recover As One Act	01 1 02 415									
Maintenance and Other Operating Expenses	50200000 00					-	-	-	706,350,000.00	
Capital Outlay	50600000 00	45,000,000,000.00				45,000,000,000.00	-	-	706,350,000.00	-
Total		45,000,000,000.00	-	-	-	45,000,000,000.00	-	-	706,350,000.00	-
TOTAL, BAYANIHAN TO RECOVER AS ONE ACT	-	45,000,000,000.00	-	-	-	45,000,000,000.00	-	-	706,350,000.00	-
Maintenance and Other Operating Expenses		-	-	-	-	-	-	-	706,350,000.00	-
Capital Outlay		45,000,000,000.00	-	-	-	45,000,000,000.00	-	-	-	-
C. SPECIAL PURPOSE FUNDS										
C.1 FY 2020 RA 11465 - Cont., National Disaster Risk Reduction and Management Fund (Calamity Fund)	01 1 02 401									
Maintenance and Other Operating Expenses	50200000 00		300,219,270.00	1,659,525,634.00	21,247,501.00	1,980,992,405.00	-	-	161,030,110.00	
Capital Outlay	50600000 00					-	-	-	-	
Total		-	300,219,270.00	1,659,525,634.00	21,247,501.00	1,980,992,405.00	-	-	161,030,110.00	-

CY 2021 STATEMENT OF APPROPRIATIONS,
ALLOTMENTS, OBLIGATIONS, DISBURSEMENTS AND
BALANCES (SAADB)
As of December 31, 2021_Revised As of April 7, 2022

Department : Department of Finance
Agency : BUREAU OF THE TREASURY
Operating Unit : BTR NG OVERSIGHT
Organization Code : 11-005-00-00000
Funding Source : Fund Cluster 01 RA Fund
Fund Cluster 02_FAP Fund
Fund Cluster 03_FAP Fund

X
X
X
X

New General Appropriations
Continuing Appropriations
Automatic Appropriations
Unprogrammed Funds
Supplemental Appropriation

FAR No. 1_BTR NG OVERSIGHT_BSGC

PARTICULARS	UACS CODE	CURRENT YEAR DISBURSEMENTS					BALANCES			
		1st Quarter	2nd Quarter	3rd Quarter	4th Quarter	TOTAL	Unreleased Appropriations	Unobligated Allotments	Unpaid Obligations	
		16	17	18	19	20 = 16:19			(15-20) Due and Demandable	(23+24) Not Yet Due and Demandable
1	2						21=5-10	22=10-15	23	24
C.2 FY 2021 RA 11518 - National Disaster Risk Reduction and Management Fund (Calamity Fund)	01 1 01 401						-	490,317,288.00	-	-
Maintenance and Other Operating Expenses	50200000 00			22,278,757.00	2,219,715,293.00	2,241,994,050.00	-	-	-	-
Capital Outlay	50600000 00			22,278,757.00	2,219,715,293.00	2,241,994,050.00	-	490,317,288.00	-	-
Total										
TOTAL, SPECIAL PURPOSE FUNDS			300,219,270.00	1,681,804,391.00	2,240,962,794.00	4,222,966,455.00	-	490,317,288.00	161,030,110.00	-
Maintenance and Other Operating Expenses			300,219,270.00	1,681,804,391.00	2,240,962,794.00	4,222,966,455.00	-	490,317,288.00	161,030,110.00	-
Capital Outlay							-			-
D. CONTINGENT FUND										
D.1 FY 2021 RA 11518, Contingent Fund	01 1 01 402									
Maintenance and Other Operating Expenses	50200000 00			17,982,615.00	666,914,100.00	684,896,715.00	-	103,285.00	-	-
Capital Outlay	50600000 00				666,914,100.00	684,896,715.00	-	103,285.00	-	-
Total				17,982,615.00	666,914,100.00	684,896,715.00				
TOTAL, CONTINGENT FUND				17,982,615.00	666,914,100.00	684,896,715.00	-	103,285.00	-	-
Maintenance and Other Operating Expenses				17,982,615.00	666,914,100.00	684,896,715.00	-	103,285.00	-	-
Capital Outlay							-		-	-
E. BSGC - OTHERS										
E.1 FY 2021 RA 11518 - BSGC - Others	01 1 01 412									
Maintenance and Other Operating Expenses	50200000 00				19,000,000.00	19,000,000.00	9,606,000.00	-	-	-

CY 2021 STATEMENT OF APPROPRIATIONS,
ALLOTMENTS, OBLIGATIONS, DISBURSEMENTS AND
BALANCES (SAAOB)

As of December 31, 2021_Revised As of April 7, 2022

Department : Department of Finance
Agency : BUREAU OF THE TREASURY
Operating Unit : BTr NG OVERSIGHT
Organization Code : 11-005-00-00000
Funding Source : Fund Cluster 01_RA Fund
Fund Cluster 02_FAP Fund
Fund Cluster 03_FAP Fund

X
X
X
X

FAR No. 1_BTr NG OVERSIGHT_BSGC

New General Appropriations
Continuing Appropriations
Automatic Appropriations
Unprogrammed Funds
Supplemental Appropriation

PARTICULARS	UACS CODE	CURRENT YEAR DISBURSEMENTS						BALANCES			
		1st Quarter	2nd Quarter	3rd Quarter	4th Quarter	TOTAL	Unreleased Appropriations	Unobligated Allotments	Unpaid Obligations		
									(15-20) Due and Demandable	(23+24) Not Yet Due and Demandable	
1	2	16	17	18	19	20 = 16+19	21=5-10	22=10-15	23	24	
Capital Outlay	50600000 00	-	-	-	19,000,000.00	19,000,000.00	9,606,000.00	-	-	-	-
Total		-	-	-	-	19,000,000.00	-	-	-	-	-
E.2 FY 2020 RA 11465 - BSGC - Others, Continuing Appropriation	01 1 02 412					-	698,500.00	-	-	-	-
Maintenance and Other Operating Expenses	50200000 00					-	-	-	-	-	-
Capital Outlay	50600000 00	-	-	-	-	-	698,500.00	-	-	-	-
Total		-	-	-	-	-	-	-	-	-	-
TOTAL, BSGC - OTHERS		-	-	-	19,000,000.00	19,000,000.00	10,304,500.00	-	-	-	-
Maintenance and Other Operating Expenses		-	-	-	19,000,000.00	19,000,000.00	10,304,500.00	-	-	-	-
Capital Outlay		-	-	-	-	-	-	-	-	-	-
F. AUTOMATIC APPROPRIATIONS											
F.1 FY 2021 RA 11518, Auto., Customs duties and taxes, including tax expenditures	01 1 04 105										
Maintenance and Other Operating Expenses	50200000 00		1,748,412,481.00	1,795,012,061.00	141,641,379.00	3,685,065,921.00	-	-	-	-	-
Capital Outlay	50600000 00	-	1,748,412,481.00	1,795,012,061.00	141,641,379.00	3,685,065,921.00	-	-	-	-	-
Total		-	1,748,412,481.00	1,795,012,061.00	141,641,379.00	3,685,065,921.00	-	-	-	-	-
TOTAL, AUTOMATIC APPROPRIATIONS		-	1,748,412,481.00	1,795,012,061.00	141,641,379.00	3,685,065,921.00	-	-	-	-	-
Maintenance and Other Operating Expenses		-	1,748,412,481.00	1,795,012,061.00	141,641,379.00	3,685,065,921.00	-	-	-	-	-
Capital Outlay		-	-	-	-	-	-	-	-	-	-
G. UNPROGRAMMED FUND											

CY 2021 STATEMENT OF APPROPRIATIONS,
ALLOTMENTS, OBLIGATIONS, DISBURSEMENTS AND
BALANCES (SAADB)
As of December 31, 2021_Revised As of April 7, 2022

FAR No. 1_BT NG OVERSIGHT_BSGC

Department : Department of Finance
Agency : BUREAU OF THE TREASURY
Operating Unit : BT NG OVERSIGHT
Organization Code : 11-005-00-00000
Funding Source : Fund Cluster 01_RA Fund
Fund Cluster 02_FAP Fund
Fund Cluster 03_FAP Fund

X
X
X
X

New General Appropriations
Continuing Appropriations
Automatic Appropriations
Unprogrammed Funds
Supplemental Appropriation

PARTICULARS	UACS CODE	CURRENT YEAR DISBURSEMENTS					BALANCES			
		1st Quarter	2nd Quarter	3rd Quarter	4th Quarter	TOTAL	Unreleased Appropriations	Unobligated Allotments	Unpaid Obligations	
		16	17	18	19	20 = 16:19	21=5-10	22=10-15	(15-20) Due and Demandable	(23+24) Not Yet Due and Demandable
1	2								23	24
G.1 FY 2021 RA 11518, Unprogrammed Fund - BSGC	01 1 05 427									
Maintenance and Other Operating Expenses	50200000 00	7,464,815,000.00				7,464,815,000.00	-	-	-	-
Capital Outlay	50600000 00	7,464,815,000.00	-	-	-	7,464,815,000.00	-	-	-	-
Total										
G.2 FY 2021 RA 11518, Unprogrammed Fund - Support to Foreign-Assisted Projects	01 1 05 428									
Maintenance and Other Operating Expenses	50200000 00				38,810,771.39	38,810,771.39	-	546,263,228.00	0.61	-
Capital Outlay	50600000 00				38,810,771.39	38,810,771.39	-	546,263,228.00	0.61	-
Total										
G.3 FY 2020 RA 11465, Continuing Appro - Support to Foreign-Assisted Projects	01 1 02 428									
Maintenance and Other Operating Expenses	50200000 00	72,088,500.00	169,019,461.00	32,346,319.53	101,896,544.00	375,350,824.53	-	-	43,856,675.47	-
Capital Outlay	50600000 00	72,088,500.00	169,019,461.00	32,346,319.53	101,896,544.00	375,350,824.53	-	-	43,856,675.47	-
Total										
TOTAL, UNPROGRAMMED FUND										
Maintenance and Other Operating Expenses		7,536,903,500.00	169,019,461.00	32,346,319.53	140,707,315.39	7,878,976,595.92	-	546,263,228.00	43,856,676.08	-
Capital Outlay		7,536,903,500.00	169,019,461.00	32,346,319.53	140,707,315.39	7,878,976,595.92	-	546,263,228.00	43,856,676.08	-
GRAND TOTAL										
Maintenance and Other Operating Expenses		63,450,904,882.44	70,576,114,470.06	48,339,646,452.00	21,423,745,600.34	203,780,411,604.84	8,548,311,130.00	20,123,491,044.08	16,651,275,365.08	-
Capital Outlay		16,394,649,709.44	70,476,443,814.06	48,299,086,282.00	21,013,896,938.34	168,184,078,743.84	8,088,716,130.00	19,513,804,319.08	16,363,238,930.08	-
		45,056,255,173.00	99,670,656.00	40,558,170.00	409,648,562.00	45,606,332,861.00	459,595,000.00	609,686,725.00	288,036,425.00	-
SUMMARY										

CY 2021 STATEMENT OF APPROPRIATIONS,
ALLOTMENTS, OBLIGATIONS, DISBURSEMENTS AND
BALANCES (SAADB)

As of December 31, 2021_Revised As of April 7, 2022

FAR No. 1_BT NG OVERSIGHT_BSGC

Department : Department of Finance
Agency : BUREAU OF THE TREASURY
Operating Unit : BT NG OVERSIGHT
Organization Code : 11-005-00-00000
Funding Source : Fund Cluster 01_RA Fund
Fund Cluster 02_FAP Fund
Fund Cluster 03_FAP Fund

X
X
X
X

New General Appropriations
Continuing Appropriations
Automatic Appropriations
Unprogrammed Funds
Supplemental Appropriation

PARTICULARS	UACS CODE	CURRENT YEAR DISBURSEMENTS						BALANCES			
		1st Quarter	2nd Quarter	3rd Quarter	4th Quarter	TOTAL	Unreleased Appropriations	Unobligated Allotments	Unpaid Obligations		Not Yet Due and Demandable
		16	17	18	19	20 = 16:19	21=5-10	22=10-15	(15-20) Due and Demandable	(23+24)	
1	2								23	24	
A. New General Appropriations											
Regular Agency Fund (01)											
Maintenance and Other Operating Expenses	50200000 00	9,972,550,504.00	56,338,653,965.00	43,006,323,318.00	15,438,028,485.00	124,756,556,272.00	1,610,838,545.00	17,489,693,183.00	-	-	-
Capital Outlay	50600000 00	-	28,635,289.00	40,094,845.00	365,512,161.00	434,242,275.00	44,889,000.00	609,686,725.00	-	-	-
Total		9,972,550,504.00	56,367,289,234.00	43,046,418,163.00	15,804,540,646.00	125,190,798,547.00	1,655,727,545.00	18,099,379,908.00	-	-	-
Foreign Assisted Projects Fund (02)											
Maintenance and Other Operating Expenses	50200000 00	589,861,337.44	570,375,461.06	607,886,625.47	465,319,240.95	2,233,442,664.92	-	987,427,335.08	-	-	-
Capital Outlay	50600000 00	-	-	-	-	-	-	-	-	-	-
Total		589,861,337.44	570,375,461.06	607,886,625.47	465,319,240.95	2,233,442,664.92	-	987,427,335.08	-	-	-
Continuing Appropriation											
Maintenance and Other Operating Expenses	50200000 00	295,334,368.00	11,349,763,176.00	1,157,732,952.00	1,900,323,624.00	14,703,154,120.00	6,467,573,085.00	-	15,452,002,144.00	-	-
Capital Outlay	50600000 00	56,255,173.00	71,035,387.00	463,325.00	44,336,701.00	172,090,586.00	414,706,000.00	-	288,036,423.00	-	-
Total		351,589,541.00	11,420,798,563.00	1,158,196,277.00	1,944,660,325.00	14,875,244,706.00	6,882,279,085.00	-	15,740,038,569.00	-	-
Total, New General Appropriation		10,914,001,382.44	68,358,463,258.06	44,812,501,065.47	18,214,520,211.95	142,289,485,917.92	8,538,006,630.00	19,086,807,243.08	15,740,038,569.00	-	-
B. Bayanhan To Recover As One Act											
Maintenance and Other Operating Expenses	50200000 00	-	-	-	-	-	-	-	706,350,000.00	-	-
Capital Outlay	50600000 00	45,000,000,000.00	-	-	-	45,000,000,000.00	-	-	-	-	-
Total, Continuing		45,000,000,000.00	-	-	-	45,000,000,000.00	-	-	706,350,000.00	-	-
C. Special Purpose Funds											
Maintenance and Other Operating Expenses	50200000 00	-	300,219,270.00	1,681,804,391.00	2,240,962,794.00	4,222,986,455.00	-	490,317,286.00	161,030,110.00	-	-
Capital Outlay	50600000 00	-	-	-	-	-	-	-	-	-	-

CY 2021 STATEMENT OF APPROPRIATIONS,
ALLOTMENTS, OBLIGATIONS, DISBURSEMENTS AND
BALANCES (SAAODB)

As of December 31, 2021_Revised As of April 7, 2022

FAR No. 1_BT NG OVERSIGHT_BSGC

Department : Department of Finance
Agency : BUREAU OF THE TREASURY
Operating Unit : BT-NG OVERSIGHT
Organization Code : 11-005-00-00000
Funding Source : Fund Cluster 01_RA Fund
Fund Cluster 02_FAP Fund
Fund Cluster 03_FAP Fund

X
X
X
X

New General Appropriations
Continuing Appropriations
Automatic Appropriations
Unprogrammed Funds
Supplemental Appropriation

PARTICULARS	UACS CODE	CURRENT YEAR DISBURSEMENTS						BALANCES			
		1st Quarter	2nd Quarter	3rd Quarter	4th Quarter	TOTAL	Unreleased Appropriations	Unobligated Allotments	Unpaid Obligations		
									(15-20) Due and Demandable	(23+24) Not Yet Due and Demandable	
1	2	16	17	18	19	20 = 16:19	21=5-10	22=10-15	23	24	
Total, Continuing		-	300,219,270.00	1,691,804,391.00	2,240,992,794.00	4,222,996,455.00	-	490,317,288.00	161,030,110.00	-	
D. Contingent Funds											
Maintenance and Other Operating Expenses	50200000 00	-	-	17,992,615.00	666,914,100.00	684,896,715.00	-	103,285.00	-	-	
Capital Outlay	50600000 00	-	-	-	-	-	-	-	-	-	
Total, Continuing		-	-	17,992,615.00	666,914,100.00	684,896,715.00	-	103,285.00	-	-	
E. BSGC Others											
Maintenance and Other Operating Expenses	50200000 00	-	-	-	19,000,000.00	19,000,000.00	10,304,500.00	-	-	-	
Capital Outlay	50600000 00	-	-	-	-	-	-	-	-	-	
Total, Continuing		-	-	-	19,000,000.00	19,000,000.00	10,304,500.00	-	-	-	
F. Automatic Appropriations											
Maintenance and Other Operating Expenses	50200000 00	-	1,748,412,481.00	1,795,012,061.00	141,641,379.00	3,685,065,921.00	-	-	-	-	
Capital Outlay	50600000 00	-	-	-	-	-	-	-	-	-	
Total, Automatic		-	1,748,412,481.00	1,795,012,061.00	141,641,379.00	3,685,065,921.00	-	-	-	-	
G. Unprogrammed Fund											
Maintenance and Other Operating Expenses	05										
Capital Outlay	50200000 00	7,536,903,500.00	169,019,461.00	32,346,319.53	140,707,315.39	7,878,976,595.92	-	546,263,228.00	43,856,676.08	-	
Total, Automatic	50600000 00	7,536,903,500.00	169,019,461.00	32,346,319.53	140,707,315.39	7,878,976,595.92	-	546,263,228.00	43,856,676.08	-	
GRAND TOTAL		63,450,904,882.44	70,576,114,470.06	48,339,646,452.00	21,423,745,500.34	203,790,411,604.84	8,548,311,130.00	20,123,491,044.08	16,651,275,355.08	-	
Maintenance and Other Operating Expenses		18,394,649,709.44	70,476,443,814.06	48,299,088,282.00	21,013,696,536.34	168,164,078,743.84	8,088,716,130.00	19,513,804,319.08	16,363,238,930.08	-	
Capital Outlay		45,056,255,173.00	99,670,656.00	40,558,170.00	409,648,962.00	45,606,332,861.00	459,595,000.00	609,686,725.00	288,036,425.00	-	

CY 2021 STATEMENT OF APPROPRIATIONS,
ALLOTMENTS, OBLIGATIONS, DISBURSEMENTS AND
BALANCES (SAADB)
As of December 31, 2021_Revised As of April 7, 2022

Department : Department of Finance
Agency : BUREAU OF THE TREASURY
Operating Unit : BTR-NG OVERSIGHT
Organization Code : 11-005-00-00000
Funding Source : Fund Cluster 01_RA Fund
Fund Cluster 02_FAP Fund
Fund Cluster 03_FAP Fund


	X
	X
	X
	X
	X

FAR No. 1_BTR-NG OVERSIGHT_BSGC


	New General Appropriations
	Continuing Appropriations
	Automatic Appropriations
	Unprogrammed Funds
	Supplemental Appropriation

PARTICULARS	UACS CODE	CURRENT YEAR DISBURSEMENTS					BALANCES			
		1st Quarter	2nd Quarter	3rd Quarter	4th Quarter	TOTAL	Unreleased Appropriations	Unobligated Allotments	Unpaid Obligations	
									(15-20) Due and Demandable	(23+24) Not Yet Due and Demandable
1	2	16	17	18	19	20 = 16-19	21=5-10	22=10-15	23	24

Certified correct:



CYNTHIA C. AGBIN
CTOO II, Bureau Budget Division

Approved by:


AVELINA H. ZUMARRAGA
CTOO II, Miscellaneous Accounts Accounting Division


GLORIA M. ANTAZO
CTOO II, National Government Debt Accounting

Recommended by:


MARTES B. MASARAP
Director III, Accounting Service

EDUARDO ANTHONY G. MARIÑO, III
OIC - Deputy Treasurer of the Philippines