


**CY 2022 STATEMENT OF APPROPRIATIONS, ALLOTMENTS, OBLIGATIONS, DISBURSEMENTS AND BALANCES**  
As of June 30, 2022

Department : Department of Finance  
Agency : **BUREAU OF THE TREASURY**  
Operating I : **CONSOLIDATED - SUMMARY**  
Organizatic : 11-005-00-00000  
Funding Sc : ALL FUNDS (Cluster 01 and Cluster 04)



**FAR SUMMARY**

X
X

Current Year Appropriations  
Supplemental Appropriations  
Continuing Appropriations

PARTICULARS	UACS Code	APPROPRIATIONS			ALLOTMENTS					OBLIGATIONS				
		Authorized Appropriation	Adjustments	Adjusted Appropriation	Allotments received	Adjustments	Transfe r To	Transfe r From	Adjusted Total Allotments	1st Quarter	2nd Quarter	3rd Quarter	4th Quarter	TOTAL
1	2	3	4	5=3+4	6	7	8	9	10=6+7-8+9	11	12	13	14	15=11:14
<b>BTr REGULAR AGENCY BUDGET</b>														
<b>A Current Appropriation, FY 2022 RA 11639</b>	01 1 01 101													
Personnel Services		462,536,000.00	-	462,536,000.00	462,536,000.00	-	-	-	462,536,000.00	103,159,229.78	137,075,523.39	-	-	240,234,753.17
Maintenance and Other Operating Expenses		564,854,000.00	-	564,854,000.00	564,854,000.00	-	-	-	564,854,000.00	135,964,583.35	88,269,128.46	-	-	224,233,711.81
Financial Expenses		-	-	-	-	-	-	-	-	-	-	-	-	-
Capital Outlay		75,094,000.00	-	75,094,000.00	75,094,000.00	-	-	-	75,094,000.00	18,507,775.00	2,956,987.95	-	-	21,464,762.95
<b>Total</b>		<b>1,102,484,000.00</b>	<b>-</b>	<b>1,102,484,000.00</b>	<b>1,102,484,000.00</b>	<b>-</b>	<b>-</b>	<b>-</b>	<b>1,102,484,000.00</b>	<b>257,631,588.13</b>	<b>228,301,639.80</b>	<b>-</b>	<b>-</b>	<b>485,933,227.93</b>
<b>E Continuing Appropriation, FY 2021 RA 11518</b>														
Personnel Services	01 1 02 101	-	-	-	-	-	-	-	-	-	-	-	-	-
Maintenance and Other Operating Expenses		142,860,375.21	(14,997.96)	142,845,377.25	142,860,375.21	(14,997.96)	-	-	142,845,377.25	20,558,990.12	35,179,948.14	-	-	55,738,938.26
Financial Expenses		-	-	-	-	-	-	-	-	-	-	-	-	-
Capital Outlay		50,470,309.54	-	50,470,309.54	50,470,309.54	-	-	-	50,470,309.54	302,740.00	20,731,467.20	-	-	21,034,207.20
<b>Total</b>		<b>193,330,684.75</b>	<b>(14,997.96)</b>	<b>193,315,686.79</b>	<b>193,330,684.75</b>	<b>(14,997.96)</b>	<b>-</b>	<b>-</b>	<b>193,315,686.79</b>	<b>20,861,730.12</b>	<b>55,911,415.34</b>	<b>-</b>	<b>-</b>	<b>76,773,145.46</b>
<b>C Automatic Appropriation, FY 2022 RA 11639</b>														
Personnel Services	01 1 04 102	41,184,000.00	-	41,184,000.00	41,184,000.00	-	-	-	41,184,000.00	10,671,112.10	11,066,176.03	-	-	21,737,288.13
Maintenance and Other Operating Expenses		-	-	-	-	-	-	-	-	-	-	-	-	-
Financial Expenses		-	-	-	-	-	-	-	-	-	-	-	-	-
Capital Outlay		-	-	-	-	-	-	-	-	-	-	-	-	-
<b>Total</b>		<b>41,184,000.00</b>	<b>-</b>	<b>41,184,000.00</b>	<b>41,184,000.00</b>	<b>-</b>	<b>-</b>	<b>-</b>	<b>41,184,000.00</b>	<b>10,671,112.10</b>	<b>11,066,176.03</b>	<b>-</b>	<b>-</b>	<b>21,737,288.13</b>
<b>I Special Purpose Funds</b>														
Personnel Services	01 1 01 407	15,299,434.00	-	15,299,434.00	15,299,434.00	-	-	-	15,299,434.00	-	15,286,431.60	-	-	15,286,431.60
Maintenance and Other Operating Expenses		-	-	-	-	-	-	-	-	-	-	-	-	-
Financial Expenses		-	-	-	-	-	-	-	-	-	-	-	-	-
Capital Outlay		-	-	-	-	-	-	-	-	-	-	-	-	-
<b>Total</b>		<b>15,299,434.00</b>	<b>-</b>	<b>15,299,434.00</b>	<b>15,299,434.00</b>	<b>-</b>	<b>-</b>	<b>-</b>	<b>15,299,434.00</b>	<b>-</b>	<b>15,286,431.60</b>	<b>-</b>	<b>-</b>	<b>15,286,431.60</b>
		15,299,434.00	-	15,299,434.00	15,299,434.00	-	-	-	15,299,434.00	-	15,286,431.60	-	-	15,286,431.60
<b>F Special Account, Foreign Assisted Funds</b>														
Personnel Services	04 1 04 161	-	-	-	-	-	-	-	-	-	-	-	-	-
Maintenance and Other Operating Expenses		4,250,000.00	-	4,250,000.00	4,250,000.00	-	-	-	4,250,000.00	1,481,200.23	806,241.41	-	-	2,287,441.64
Financial Expenses		-	-	-	-	-	-	-	-	-	-	-	-	-

CY 2022 STATEMENT OF APPROPRIATIONS, ALLOTMENTS, OBLIGATIONS, DISBURSEMENTS AND BALANCES  
As of June 30, 2022

Department : Department of Finance  
Agency : BUREAU OF THE TREASURY  
Operating : CONSOLIDATED - SUMMARY  
Organizatic : 11-005-00-00000  
Funding Sc : ALL FUNDS (Cluster 01 and Cluster 04)

FAR\_SUMMARY

X	Current Year Appropriations
	Supplemental Appropriations
X	Continuing Appropriations

PARTICULARS	UACS Code	APPROPRIATIONS			ALLOTMENTS					OBLIGATIONS				
		Authorized Appropriation	Adjustments	Adjusted Appropriation	Allotments received	Adjustments	Transfe r To	Transfe r From	Adjusted Total Allotments	1st Quarter	2nd Quarter	3rd Quarter	4th Quarter	TOTAL
1	2	3	4	5=3+4	6	7	8	9	10=6+7-8+9	11	12	13	14	15=11:14
Capital Outlay		-	-	-	-	-	-	-	-	-	-	-	-	-
Total		4,250,000.00	-	4,250,000.00	4,250,000.00	-	-	-	4,250,000.00	1,481,200.23	806,241.41	-	-	2,287,441.64
GRAND TOTAL, BTr RA		1,356,548,118.75	(14,997.96)	1,356,533,120.79	1,356,548,118.75	(14,997.96)	-	-	1,356,533,120.79	290,645,630.58	311,371,904.18	-	-	602,017,534.76
		-	(0.00)	-	-	(0.00)	-	-	-	(0.00)	-	-	-	(0.00)
<b>BTr NATIONAL GOVERNMENT</b>														
A Current Appropriation, FY 2022 RA 11639	01 1 01 101													
Personnel Services		-	-	-	-	-	-	-	-	-	-	-	-	-
Maintenance and Other Operating Expenses		62,344,000.00	-	62,344,000.00	62,344,000.00	-	-	-	62,344,000.00	1,605,578.73	35,503,662.21	-	-	37,109,240.94
Financial Expenses		712,000,000.00	-	712,000,000.00	712,000,000.00	-	-	-	712,000,000.00	-	-	-	-	-
Capital Outlay		2,352,707,000.00	-	2,352,707,000.00	2,352,707,000.00	-	-	-	2,352,707,000.00	359,430,090.05	1,618,466,329.00	-	-	1,977,896,419.05
Total		3,127,051,000.00	-	3,127,051,000.00	3,127,051,000.00	-	-	-	3,127,051,000.00	361,035,668.78	1,653,969,991.21	-	-	2,015,005,659.99
B Continuing Appropriation, FY 2021 RA 11518	01 1 02 101													
Personnel Services		-	-	-	-	-	-	-	-	-	-	-	-	-
Maintenance and Other Operating Expenses		-	-	-	-	-	-	-	-	-	-	-	-	-
Financial Expenses		304,433,800.00	-	304,433,800.00	304,433,800.00	-	-	-	304,433,800.00	140,867,590.00	102,671,150.00	-	-	243,538,740.00
Capital Outlay		330,222,730.00	-	330,222,730.00	330,222,730.00	-	-	-	330,222,730.00	325,359,180.22	-	-	-	325,359,180.22
Total		634,656,530.00	-	634,656,530.00	634,656,530.00	-	-	-	634,656,530.00	466,226,770.22	102,671,150.00	-	-	568,897,920.22
C Special Account - Locally Funded	03 1 04 395													
Personnel Services		-	-	-	-	-	-	-	-	-	-	-	-	-
Maintenance and Other Operating Expenses		10,000,000,000.00	-	10,000,000,000.00	10,000,000,000.00	-	-	-	10,000,000,000.00	-	10,000,000,000.00	-	-	10,000,000,000.00
Financial Expenses		-	-	-	-	-	-	-	-	-	-	-	-	-
Capital Outlay		-	-	-	-	-	-	-	-	-	-	-	-	-
Total		10,000,000,000.00	-	10,000,000,000.00	10,000,000,000.00	-	-	-	10,000,000,000.00	-	10,000,000,000.00	-	-	10,000,000,000.00
GRAND TOTAL, BTr NG		3,761,707,530.00	-	13,761,707,530.00	13,761,707,530.00	-	-	-	13,761,707,530.00	827,262,439.00	11,756,641,141.21	-	-	12,583,903,580.21
		(10,000,000,000.00)	-	-	-	-	-	-	-	-	-	-	-	-
<b>OVERALL SUMMARY</b>														
A Current Appropriation, FY 2022 RA 11639	011 01 101													
Personnel Services		462,536,000.00	-	462,536,000.00	462,536,000.00	-	-	-	462,536,000.00	103,159,229.78	137,075,523.39	-	-	240,234,753.17
Maintenance and Other Operating Expenses		627,198,000.00	-	627,198,000.00	627,198,000.00	-	-	-	627,198,000.00	137,570,162.08	123,772,790.67	-	-	261,342,952.75
Financial Expenses		712,000,000.00	-	712,000,000.00	712,000,000.00	-	-	-	712,000,000.00	-	-	-	-	-



CY 2022 STATEMENT OF APPROPRIATIONS, ALLOTMENTS, OBLIGATIONS, DISBURSEMENTS AND BALANCES  
As of June 30, 2022

Department : Department of Finance  
Agency : BUREAU OF THE TREASURY  
Operating : CONSOLIDATED - SUMMARY  
Organizatic : 11-005-00-00000  
Funding Sc : ALL FUNDS (Cluster 01 and Cluster 04)

FAR\_SUMMARY

X	Current Year Appropriations
	Supplemental Appropriations
X	Continuing Appropriations

PARTICULARS	UACS Code	APPROPRIATIONS			ALLOTMENTS					OBLIGATIONS				
		Authorized Appropriation	Adjustments	Adjusted Appropriation	Allotments received	Adjustments	Transfe r To	Transfe r From	Adjusted Total Allotments	1st Quarter	2nd Quarter	3rd Quarter	4th Quarter	TOTAL
1	2	3	4	5=3+4	6	7	8	9	10=6+7-8+9	11	12	13	14	15=11:14
Capital Outlay		2,427,801,000.00	-	2,427,801,000.00	2,427,801,000.00	-	-	-	2,427,801,000.00	377,937,865.05	1,621,423,316.95	-	-	1,999,361,182.00
Total		4,229,535,000.00	-	4,229,535,000.00	4,229,535,000.00	-	-	-	4,229,535,000.00	618,667,256.91	1,882,271,631.01	-	-	2,500,938,887.92
E Continuing Appropriation, FY 2021 RA 11518	01 1 02 101		-	-					-					
Personnel Services		-	-	-	-	-	-	-	-	-	-	-	-	-
Maintenance and Other Operating Expenses		142,860,375.21	(14,997.96)	142,845,377.25	142,860,375.21	(14,997.96)	-	-	142,845,377.25	20,558,990.12	35,179,948.14	-	-	55,738,938.26
Financial Expenses		304,433,800.00	-	304,433,800.00	304,433,800.00	-	-	-	304,433,800.00	140,867,590.00	102,671,150.00	-	-	243,538,740.00
Capital Outlay		380,693,039.54	-	380,693,039.54	380,693,039.54	-	-	-	380,693,039.54	325,661,920.22	20,731,467.20	-	-	346,393,387.42
Total		827,987,214.75	(14,997.96)	827,972,216.79	827,987,214.75	(14,997.96)	-	-	827,972,216.79	487,088,500.34	158,582,565.34	-	-	645,671,065.68
C Automatic Appropriation, FY 2022 RA 11639	01 1 04 102		-	-					-					
Personnel Services		41,184,000.00	-	41,184,000.00	41,184,000.00	-	-	-	41,184,000.00	10,671,112.10	11,066,176.03	-	-	21,737,288.13
Maintenance and Other Operating Expenses		-	-	-	-	-	-	-	-	-	-	-	-	-
Financial Expenses		-	-	-	-	-	-	-	-	-	-	-	-	-
Capital Outlay		-	-	-	-	-	-	-	-	-	-	-	-	-
Total		41,184,000.00	-	41,184,000.00	41,184,000.00	-	-	-	41,184,000.00	10,671,112.10	11,066,176.03	-	-	21,737,288.13
D Special Purpose Funds	01 1 01 407		-	-					-					
Personnel Services		15,299,434.00	-	15,299,434.00	15,299,434.00	-	-	-	15,299,434.00	-	15,286,431.60	-	-	15,286,431.60
Maintenance and Other Operating Expenses		-	-	-	-	-	-	-	-	-	-	-	-	-
Financial Expenses		-	-	-	-	-	-	-	-	-	-	-	-	-
Capital Outlay		-	-	-	-	-	-	-	-	-	-	-	-	-
Total		15,299,434.00	-	15,299,434.00	15,299,434.00	-	-	-	15,299,434.00	-	15,286,431.60	-	-	15,286,431.60
E Special Account, Locally Funded/ Domestic Grants Fund	03 1 04 395		-	-					-					
Personnel Services		-	-	-	-	-	-	-	-	-	-	-	-	-
Maintenance and Other Operating Expenses		10,000,000,000.00	-	10,000,000,000.00	10,000,000,000.00	-	-	-	10,000,000,000.00	-	10,000,000,000.00	-	-	10,000,000,000.00
Financial Expenses		-	-	-	-	-	-	-	-	-	-	-	-	-
Capital Outlay		-	-	-	-	-	-	-	-	-	-	-	-	-
Total		10,000,000,000.00	-	10,000,000,000.00	10,000,000,000.00	-	-	-	10,000,000,000.00	-	10,000,000,000.00	-	-	10,000,000,000.00
F Special Account, Foreign Assisted Funds	04 1 04 161		-	-					-					
Personnel Services		-	-	-	-	-	-	-	-	-	-	-	-	-

CY 2022 STATEMENT OF APPROPRIATIONS, ALLOTMENTS, OBLIGATIONS, DISBURSEMENTS AND BALANCES  
As of June 30, 2022

Department : Department of Finance  
Agency : BUREAU OF THE TREASURY  
Operating : CONSOLIDATED - SUMMARY  
Organizatio : 11-005-00-00000  
Funding Sc : ALL FUNDS (Cluster 01 and Cluster 04)

FAR\_SUMMARY

X	Current Year Appropriations
	Supplemental Appropriations
X	Continuing Appropriations

PARTICULARS	UACS Code	APPROPRIATIONS			ALLOTMENTS					OBLIGATIONS				
		Authorized Appropriation	Adjustments	Adjusted Appropriation	Allotments received	Adjustments	Transfe r To	Transfe r From	Adjusted Total Allotments	1st Quarter	2nd Quarter	3rd Quarter	4th Quarter	TOTAL
1	2	3	4	5=3+4	6	7	8	9	10=6+7-8+9	11	12	13	14	15=11+14
Maintenance and Other Operating Expenses		4,250,000.00	-	4,250,000.00	4,250,000.00	-	-	-	4,250,000.00	1,481,200.23	806,241.41	-	-	2,287,441.64
Financial Expenses		-	-	-	-	-	-	-	-	-	-	-	-	-
Capital Outlay		-	-	-	-	-	-	-	-	-	-	-	-	-
Total		4,250,000.00	-	4,250,000.00	4,250,000.00	-	-	-	4,250,000.00	1,481,200.23	806,241.41	-	-	2,287,441.64
Unprogrammed Funds	01 1 05 422			-					-					-
Personnel Services		-	-	-	-	-	-	-	-	-	-	-	-	-
Maintenance and Other Operating Expenses		-	-	-	-	-	-	-	-	-	-	-	-	-
Financial Expenses		-	-	-	-	-	-	-	-	-	-	-	-	-
Capital Outlay		-	-	-	-	-	-	-	-	-	-	-	-	-
Total		-	-	-	-	-	-	-	-	-	-	-	-	-
OVERALL SUMMARY, BUREAU OF THE TREASURY		15,118,255,648.75	(14,997.96)	15,118,240,650.79	15,118,255,648.75	(14,997.96)	-	-	15,118,240,650.79	1,117,908,069.58	12,068,013,045.39	-	-	13,185,921,114.97

CY 2022 STATEMENT OF APPROPRIATIONS, ALLOTI  
As of June 30, 2022

Department : Department of Finance  
Agency : BUREAU OF THE TREASURY  
Operating I : CONSOLIDATED - SUMMARY  
Organizatic : 11-005-00-00000  
Funding Sc : ALL FUNDS (Cluster 01 and Cluster 04)

FAR\_SUMMARY

X	Current Year Appropriations
	Supplemental Appropriations
X	Continuing Appropriations

PARTICULARS	UACS Code	CURRENT YEAR DISBURSEMENTS					BALANCES		Unpaid Obligations	
		1st Quarter	2nd Quarter	3rd Quarter	4th Quarter	TOTAL	Unreleased Appropriations	Unobligated Allotments	(15-20)	(23+24)
1	2	16	17	18	19	20 = 16:19	21=5-10	22=10-15	23	24
<b>BTr REGULAR AGENCY BUDGET</b>										
<b>A Current Appropriation, FY 2022 RA 11639</b>	01 1 01 101									
Personnel Services		100,491,795.05	137,632,500.34	-	-	238,124,295.39	-	222,301,246.83	2,110,457.78	-
Maintenance and Other Operating Expenses		56,268,691.67	70,566,219.78	-	-	126,834,911.45	-	340,620,288.19	6,431,721.21	90,967,079.15
Financial Expenses		-	-	-	-	-	-	-	-	-
Capital Outlay		404,335.00	2,507,417.31	-	-	2,911,752.31	-	53,629,237.05	18,143,840.36	409,170.28
Total		157,164,821.72	210,706,137.43	-	-	367,870,959.15	-	616,550,772.07	26,686,019.35	91,376,249.43
<b>E Continuing Appropriation, FY 2021 RA 11518</b>	01 1 02 101									
Personnel Services		-	-	-	-	-	-	-	-	-
Maintenance and Other Operating Expenses		17,597,352.34	18,499,636.37	-	-	36,096,988.71	-	87,106,438.99	13,710,333.03	5,931,616.52
Financial Expenses		-	-	-	-	-	-	-	-	-
Capital Outlay		84,740.00	256,000.00	-	-	340,740.00	-	29,436,102.34	11,228,340.00	9,465,127.20
Total		17,682,092.34	18,755,636.37	-	-	36,437,728.71	-	116,542,541.33	24,938,673.03	15,396,743.72
<b>C Automatic Appropriation, FY 2022 RA 11639</b>	01 1 04 102									
Personnel Services		10,671,112.10	11,066,176.03	-	-	21,737,288.13	-	19,446,711.87	-	-
Maintenance and Other Operating Expenses		-	-	-	-	-	-	-	-	-
Financial Expenses		-	-	-	-	-	-	-	-	-
Capital Outlay		-	-	-	-	-	-	-	-	-
Total		10,671,112.10	11,066,176.03	-	-	21,737,288.13	-	19,446,711.87	-	-
<b>D Special Purpose Funds</b>	01 1 01 407									
Personnel Services		-	15,251,035.88	-	-	15,251,035.88	-	13,002.40	35,395.72	-
Maintenance and Other Operating Expenses		-	-	-	-	-	-	-	-	-
Financial Expenses		-	-	-	-	-	-	-	-	-
Capital Outlay		-	-	-	-	-	-	-	-	-
Total		-	15,251,035.88	-	-	15,251,035.88	-	13,002.40	35,395.72	-
<b>F Special Account, Foreign Assisted Funds</b>	04 1 04 161									
Personnel Services		-	-	-	-	-	-	-	-	-
Maintenance and Other Operating Expenses		567,799.07	1,643,795.97	-	-	2,211,595.04	-	1,962,558.36	75,846.80	-
Financial Expenses		-	-	-	-	-	-	-	-	-



CY 2022 STATEMENT OF APPROPRIATIONS, ALLOTI  
As of June 30, 2022

Department : Department of Finance  
Agency : BUREAU OF THE TREASURY  
Operating : CONSOLIDATED - SUMMARY  
Organizatic : 11-005-00-00000  
Funding Sc : ALL FUNDS (Cluster 01 and Cluster 04)

FAR SUMMARY

X	Current Year Appropriations
	Supplemental Appropriations
X	Continuing Appropriations

PARTICULARS	UACS Code	CURRENT YEAR DISBURSEMENTS					BALANCES		Unpaid Obligations	
		1st Quarter	2nd Quarter	3rd Quarter	4th Quarter	TOTAL	Unreleased Appropriations	Unobligated Allotments	(15-20)	(23+24)
									Due and Demandable	Not Yet Due and Demandable
1	2	16	17	18	19	20 = 16+19	21=5-10	22=10-15	23	24
Capital Outlay		-	-	-	-	-	-	-	-	-
Total		567,799.07	1,643,795.97	-	-	2,211,595.04	-	1,962,558.36	75,846.60	-
GRAND TOTAL, BTr RA		186,085,825.23	257,422,781.68	-	-	443,508,606.91	-	754,515,586.03	51,735,934.70	106,772,993.15
		(0.00)	-	-	-	(0.00)	0.00	0.00	-	-
<b>BTr NATIONAL GOVERNMENT</b>										
A Current Appropriation, FY 2022 RA 11639	01 1 01 101									
Personnel Services		-	-	-	-	-	-	-	-	-
Maintenance and Other Operating Expenses		414,525.93	36,340,973.36	-	-	36,755,499.29	-	25,234,759.06	(0.00)	353,741.65
Financial Expenses		-	-	-	-	-	-	712,000,000.00	-	-
Capital Outlay		358,985,645.39	1,616,351,086.00	-	-	1,975,336,731.39	-	374,810,580.95	2,559,687.66	-
Total		359,400,171.32	1,652,692,059.36	-	-	2,012,092,230.68	-	1,112,045,340.01	2,559,687.66	353,741.65
B Continuing Appropriation, FY 2021 RA 11518	01 1 02 101									
Personnel Services		-	-	-	-	-	-	-	-	-
Maintenance and Other Operating Expenses		-	-	-	-	-	-	-	-	-
Financial Expenses		135,183,000.00	108,355,740.00	-	-	243,538,740.00	-	60,895,060.00	-	-
Capital Outlay		324,968,205.57	-	-	-	324,968,205.57	-	4,863,549.78	390,974.65	-
Total		460,151,205.57	108,355,740.00	-	-	568,506,945.57	-	65,758,609.78	390,974.65	-
D Special Account - Locally Funded	03 1 04 395									
Personnel Services		-	-	-	-	-	-	-	-	-
Maintenance and Other Operating Expenses		-	10,000,000,000.00	-	-	10,000,000,000.00	-	-	-	-
Financial Expenses		-	-	-	-	-	-	-	-	-
Capital Outlay		-	-	-	-	-	-	-	-	-
Total		-	10,000,000,000.00	-	-	10,000,000,000.00	-	-	-	-
GRAND TOTAL, BTr NG		819,551,376.89	11,761,047,799.36	-	-	12,580,599,176.25	-	1,177,803,949.79	2,950,662.31	353,741.65
		-	-	-	-	-	-	-	0.00	-
<b>OVERALL SUMMARY</b>										
A Current Appropriation, FY 2022 RA 11639	01 1 01 101									
Personnel Services		100,491,795.05	137,632,500.34	-	-	238,124,295.39	-	222,301,246.83	2,110,457.78	-
Maintenance and Other Operating Expenses		56,683,217.60	106,907,193.14	-	-	163,590,410.74	-	365,855,047.25	6,431,721.21	91,320,820.80
Financial Expenses		-	-	-	-	-	-	712,000,000.00	-	-

CY 2022 STATEMENT OF APPROPRIATIONS, ALLOTI  
As of June 30, 2022

Departmen : Department of Finance  
Agency : BUREAU OF THE TREASURY  
Operating I : CONSOLIDATED - SUMMARY  
Organizatic : 11-005-00-00000  
Funding Sc : ALL FUNDS (Cluster 01 and Cluster 04)

FAR\_SUMMARY

X	Current Year Appropriations
	Supplemental Appropriations
X	Continuing Appropriations

PARTICULARS	UACS Code	CURRENT YEAR DISBURSEMENTS					BALANCES			
		1st Quarter	2nd Quarter	3rd Quarter	4th Quarter	TOTAL	Unreleased Appropriations	Unobligated Allotments	Unpaid Obligations	
									(15-20)	(23+24)
									Due and Demandable	Not Yet Due and Demandable
1	2	16	17	18	19	20 = 16:19	21=5-10	22=10-15	23	24
Capital Outlay		359,389,980.39	1,618,858,503.31	-	-	1,978,248,483.70	-	428,439,818.00	20,703,528.02	409,170.28
Total		516,564,993.04	1,863,398,196.79	-	-	2,379,963,189.83	-	1,728,598,112.08	29,245,707.01	91,729,991.08
B Continuing Appropriation, FY 2021 RA 11518	01 1 02 101					-	-	-	-	-
Personnel Services		-	-	-	-	-	-	-	-	-
Maintenance and Other Operating Expenses		17,597,352.34	18,499,636.37	-	-	36,096,988.71	-	87,106,438.99	13,710,333.03	5,931,616.52
Financial Expenses		135,183,000.00	108,355,740.00	-	-	243,538,740.00	-	60,895,060.00	-	-
Capital Outlay		325,052,945.57	256,000.00	-	-	325,308,945.57	-	34,299,652.12	11,619,314.65	9,465,127.20
Total		477,833,297.91	127,111,376.37	-	-	604,944,674.28	-	182,301,151.11	25,329,647.68	15,396,743.72
C Automatic Appropriation, FY 2022 RA 11639	01 1 04 102					-	-	-	-	-
Personnel Services		10,671,112.10	11,066,176.03	-	-	21,737,288.13	-	19,446,711.87	-	-
Maintenance and Other Operating Expenses		-	-	-	-	-	-	-	-	-
Financial Expenses		-	-	-	-	-	-	-	-	-
Capital Outlay		-	-	-	-	-	-	-	-	-
Total		10,671,112.10	11,066,176.03	-	-	21,737,288.13	-	19,446,711.87	-	-
D Special Purpose Funds	01 1 01 407					-	-	-	-	-
Personnel Services		-	15,251,035.88	-	-	15,251,035.88	-	13,002.40	35,395.72	-
Maintenance and Other Operating Expenses		-	-	-	-	-	-	-	-	-
Financial Expenses		-	-	-	-	-	-	-	-	-
Capital Outlay		-	-	-	-	-	-	-	-	-
Total		-	15,251,035.88	-	-	15,251,035.88	-	13,002.40	35,395.72	-
E Special Account, Locally Funded/ Domestic Grants Fund	03 1 04 395					-	-	-	-	-
Personnel Services		-	-	-	-	-	-	-	-	-
Maintenance and Other Operating Expenses		-	10,000,000,000.00	-	-	10,000,000,000.00	-	-	-	-
Financial Expenses		-	-	-	-	-	-	-	-	-
Capital Outlay		-	-	-	-	-	-	-	-	-
Total		-	10,000,000,000.00	-	-	10,000,000,000.00	-	-	-	-
F Special Account, Foreign Assisted Funds	04 1 04 161					-	-	-	-	-
Personnel Services		-	-	-	-	-	-	-	-	-

CY 2022 STATEMENT OF APPROPRIATIONS, ALLOTI  
As of June 30, 2022

Department : Department of Finance  
Agency : BUREAU OF THE TREASURY  
Operating : CONSOLIDATED - SUMMARY  
Organizatic : 11-005-00-00000  
Funding Sc : ALL FUNDS (Cluster 01 and Cluster 04)

FAR\_SUMMARY


X	Current Year Appropriations
	Supplemental Appropriations
X	Continuing Appropriations

PARTICULARS	UACS Code	CURRENT YEAR DISBURSEMENTS					BALANCES			
		1st Quarter	2nd Quarter	3rd Quarter	4th Quarter	TOTAL	Unreleased Appropriations	Unobligated Allotments	Unpaid Obligations	
									(15-20)	(23+24)
									Due and Demandable	Not Yet Due and Demandable
1	2	16	17	18	19	20 = 16;19	21=5-10	22=10-15	23	24
Maintenance and Other Operating Expenses		567,799.07	1,643,795.97	-	-	2,211,595.04	-	1,962,558.36	75,846.60	-
Financial Expenses		-	-	-	-	-	-	-	-	-
Capital Outlay		-	-	-	-	-	-	-	-	-
Total		567,799.07	1,643,795.97	-	-	2,211,595.04	-	1,962,558.36	75,846.60	-
G Unprogrammed Funds	01 1 05 422									
Personnel Services		-	-	-	-	-	-	-	-	-
Maintenance and Other Operating Expenses		-	-	-	-	-	-	-	-	-
Financial Expenses		-	-	-	-	-	-	-	-	-
Capital Outlay		-	-	-	-	-	-	-	-	-
Total		-	-	-	-	-	-	-	-	-
OVERALL SUMMARY, BUREAU OF THE TREASURY		1,005,637,202.12	12,018,470,581.04	-	-	13,024,107,783.16	-	1,932,319,535.82	54,686,597.01	107,126,734.80
								(0.00)	0.00	0.00

Certified Correct:

  
CYNTHIA C. AGBIN  
CTOO II, Bureau Budget Division

  
ROWENA R. GAMBA  
OIC, Bureau Accounting Division


  
AVELINA H. ZUMARRAGA  
CTOO II, Miscellaneous Accounts Accounting Division

Recommended by:

  
MARY GRACE ROSELEE B. DOCTOR  
CTOO II, National Cash Accounting Division

  
MARITES B. MASARAP  
Director III, Accounting Service

Approved by:

  
EDUARDO ANTHONY G. MARIÑO, III  
OIC - Deputy Treasurer of the Philippines