

MONTHLY REPORT OF DISBURSEMENTS  
For the month of OCTOBER 2022

Department: DEPARTMENT OF FINANCE  
Entity Name: BUREAU OF THE TREASURY  
Operating Unit: REGIONAL OFFICES & NCAD  
Organization Code (UACS): 110050300000  
Funding Source Code (as clustered): 01 (REGULAR AGENCY)  
(e.g. Old Fund Code: 101,102,151)

Funding Source Code (as clustered in the 2022-2023 Annual Budget) (e.g. Old Fund Code: 101,102, 151)																												Remarks
PARTICULARS	CURRENT YEAR BUDGET					PRIOR YEAR'S BUDGET											SUB-TOTAL	TRUST LIABILITIES				GRAND TOTAL						
	PS	MOOE	Fin. Exp	CO	TOTAL	PRIOR YEAR'S ACCOUNTS PAYABLE					CURRENT YEAR'S ACCOUNTS PAYABLE					TOTAL		PS	MOOE	CO	TOTAL	PS	MOOE	Fin. Exp	CO	TOTAL		
						PS	MOOE	Fin. Exp	CO	Sub-Total	PS	MOOE	Fin. Exp	CO	Sub-Total													
1	2	3	4	5	6 = (2+ 3+4+5)	7	8	9	10	11 = (7+ 8+9+10)	12	13	14	15	16 = (12+ 13+14+15)	17 = (11+16)	18 = (6+17)	19	20	21	22 = (19+20+21)	23	24	25	26	27 = (23+24+25+26)	28	
CASH DISBURSEMENTS																												
Notice of Cash Allocation (NCA)					-					-					-	-	-				-						-	
MDS Checks Issued					-					-					-	-	-				-						-	
Advice to Debit Account					-					-					-	-	-				-						-	
Notice of Transfer Allocation (NTA)					-					-					-	-	-				-						-	
MDS Checks Issued	1,362,404.16	2,355,381.45	-	-	3,717,785.61	-	12,150.91	-	-	12,150.91	-	-	-	-	-	12,150.91	3,729,936.52	-	-	-	-	1,362,404.16	2,367,532.36	-	-	3,729,936.52		
Advice to Debit Account	16,138,347.24	4,392,440.25	17,445,091.30	198,560.72	38,174,439.51	-	19,680.75	-	-	19,680.75	-	8,300.10	-	-	8,300.10	27,980.85	38,202,420.36	-	-	-	-	16,138,347.24	4,420,421.10	17,445,091.30	198,560.72	38,202,420.36		
Working Fund for FAPs	-	-	-	-	-	-	-	-	-	-	-	-	-	-	-	-	-	-	-	-	-	-	-	-	-	-	-	
Cash Disbursement Ceiling (CDC)	-	-	-	-	-	-	-	-	-	-	-	-	-	-	-	-	-	-	-	-	-	-	-	-	-	-	-	
TOTAL CASH DISBURSEMENTS	17,500,751.40	6,747,821.70	17,445,091.30	198,560.72	41,892,225.12	-	31,831.66	-	-	31,831.66	-	8,300.10	-	-	8,300.10	40,131.76	41,932,356.88	-	-	-	-	17,500,751.40	6,787,953.46	17,445,091.30	198,560.72	41,932,356.88		
NON-CASH DISBURSEMENTS																												
Tax Remittance Advices Issued (TRA)	1,977,066.48	237,745.77	1,725,338.70	13,555.71	3,953,706.66	-	654.09	-	-	654.09	-	-	-	-	-	654.09	3,954,360.75	-	-	-	-	1,977,066.48	238,399.86	1,725,338.70	13,555.71	3,954,360.75		
Non-Cash Availment Authority (NCAA)	-	-	-	-	-	-	-	-	-	-	-	-	-	-	-	-	-	-	-	-	-	-	-	-	-	-	-	
Disbursements effected through outright deductions	-	-	-	-	-	-	-	-	-	-	-	-	-	-	-	-	20,929.16	-	-	-	-	20,229.16	700.00	-	-	20,929.16		
from claims (disallowance)	20,229.16	700.00	-	-	20,929.16	-	-	-	-	-	-	-	-	-	-	-	1,984.99	-	-	-	-	1,984.99	-	-	-	1,984.99		
Overpayment of expenses (e.g. personnel ben.)	1,984.99	-	-	-	1,984.99	-	-	-	-	-	-	-	-	-	-	-	-	-	-	-	-	-	-	-	-	-	-	
Restitution for loss of gov't properties	-	-	-	-	-	-	-	-	-	-	-	-	-	-	-	-	-	-	-	-	-	-	-	-	-	-	-	
Liquidated Damages and similar claims	-	-	-	-	-	-	-	-	-	-	-	-	-	-	-	-	-	-	-	-	-	-	-	-	-	-	-	
Others (TEF, BTR Documentary Stamp Tax)	-	-	-	-	-	-	-	-	-	-	-	-	-	-	-	-	-	-	-	-	-	-	-	-	-	-	-	
TOTAL NON-CASH DISBURSEMENTS	1,999,280.63	238,445.77	1,725,338.70	13,555.71	3,976,620.81	-	654.09	-	-	654.09	-	-	-	-	-	654.09	3,977,274.90	-	-	-	-	1,999,280.63	239,099.86	1,725,338.70	13,555.71	3,977,274.90		
GRAND TOTAL	19,500,032.03	6,986,267.47	19,170,430.00	212,116.43	45,868,845.93	-	32,485.75	-	-	32,485.75	-	8,300.10	-	-	8,300.10	40,785.85	45,909,631.78	-	-	-	-	19,500,032.03	7,027,053.32	19,170,430.00	212,116.43	45,909,631.78		

## SUMMARY:

	Previous Report	This Month	As at Date
Total Disbursement Authorities Received	-	0.00	-
Bal. of Disbursement Authorities	-	0.00	692,043,788.02
NTA	614,660,888.02	77,382,900.00	-
Working Fund	-	-	-
TRA	54,714,419.58	3,954,360.75	58,668,780.33
CDC	-	-	-
NCAA	-	-	-
Less: Notice of Transfer Allocations (NTA)* issued	-	-	-
Total Disbursements Authorities Available	669,375,307.60	81,337,260.75	750,712,568.35
Less:			
Lapsed NCA/NTA	14,180,966.37	-	14,180,966.37
Disbursements**	655,403,596.67	45,909,631.78	701,313,228.45
Less: Other Non-Cash Disbursements	191,522.26	22,914.15	214,436.41
	(17,733.18)	35,450,543.12	35,432,809.94
Add/Less: Adjustments (e.g. Cancelled Staled Checks)	17,733.18	1,031.25	18,764.43
Balance of Disbursements Authorities as at date	0.00	35,451,574.37	35,451,574.37

Notes: \*The use of NTA is discouraged

\*\*Amounts should tally with the Grand Total Disbursements (column 27)

Prepared by:

JEAN SAMANTHA D. AMBAT

OO-IT, Bureau Accounting Division

Date:

Certified correct:

ROWEN R. GAMBA

OIC-CTOO I, Bureau Accounting Division

Date:

Recommended by:

MARITES B. MASARAP

Director III, Accounting Service

Date:

Approved by:

EDUARDO ANTHONY G. MARINO III

OIC, Deputy Treasurer of the Philippines

Date:

COMMISSION ON AUDIT  
BUREAU OF THE TREASURY  
RECEIVEDBY: 

DATE: NOV 10 2022

2:20 PM

MONTHLY REPORT OF DISBURSEMENTS  
For the month of OCTOBER 2022

Department: DEPARTMENT OF FINANCE  
Entity Name: BUREAU OF THE TREASURY  
Operating Unit: CENTRAL OFFICE  
Organization Code (UACS): 110050300000  
Funding Source Code (as clustered): 01 (REGULAR AGENCY)  
(e.g. Old Fund Code: 101,102, 101)

PARTICULARS	CURRENT YEAR BUDGET					PRIOR YEAR'S BUDGET										SUB-TOTAL	TRUST LIABILITIES				GRAND TOTAL					Remarks		
	PS	MOOE	Fin. Exp	CO	TOTAL	PRIOR YEAR'S ACCOUNTS PAYABLE					CURRENT YEAR'S ACCOUNTS PAYABLE						PS	MOOE	CO	TOTAL	PS	MOOE	Fin. Exp	CO	TOTAL			
						PS	MOOE	Fin. Exp	CO	Sub-Total	PS	MOOE	Fin. Exp	CO	Sub-Total													
1	2	3	4	5	6= (2+3+4+5)	7	8	9	10	11= (7+8+9+10)	12	13	14	15	16= (12+13+14+15)	17= (11+16)	18= (6+17)	19	20	21	22= (19+20+21)	23	24	25	26	27= (23+24+25+26)	28	
CASH DISBURSEMENTS																												
Notice of Cash Allocation (NCA)										-					-	-					-	-		-	-			
MDS Checks Issued		1,975,848.72			1,975,848.72												1,975,848.72						1,975,848.72			1,975,848.72		
Advice to Debit Account	21,071,787.18	19,953,407.81		7,596,111.43	48,621,306.42						11,945.91	3,042,578.95			3,054,524.86	3,054,524.86	51,675,831.28					21,083,733.09	22,995,986.76		7,596,111.43	51,675,831.28		
Notice of Transfer Allocation (NTA)																												
MDS Checks Issued																												
Advice to Debit Account																												
Working Fund for FAPs																												
Cash Disbursement Ceiling (CDC)																												
TOTAL CASH DISBURSEMENTS	21,071,787.18	21,929,256.53	-	7,596,111.43	50,597,155.14	-	-	-	-	-	11,945.91	3,042,578.95	-	-	3,054,524.86	3,054,524.86	53,651,680.00	-	-	-	-	21,083,733.09	24,971,835.48	-	7,596,111.43	53,651,680.00		
NON-CASH DISBURSEMENTS																												
Tax Remittance Advices Issued (TRA)	1,443,413.36	1,055,024.00		429,968.57	2,928,405.93							202,580.62			202,580.62	202,580.62	3,130,986.55					1,443,413.36	1,257,604.62		429,968.57	3,130,986.55		
Non-Cash Availment Authority (NCAA)																												
Disbursements effected through outright deductions from claims (disallowance)	246,310.00	9,000.00			255,310.00																							
Overpayment of expenses (e.g. personnel ben.)	14,453.42	503.83			14,957.25												255,310.00					246,310.00	9,000.00			255,310.00		
Restitution for loss of gov't properties																	14,957.25					14,453.42	503.83			14,957.25		
Liquidated Damages and similar claims																												
Others (TEF, BIR Documentary Stamp Tax)																												
TOTAL NON-CASH DISBURSEMENTS	1,704,176.78	1,064,527.83	-	429,968.57	3,198,673.18	-	-	-	-	-		202,580.62	-	-	202,580.62	202,580.62	3,401,253.80					1,704,176.78	1,267,108.45	-	429,968.57	3,401,253.80		
GRAND TOTAL	22,775,963.96	22,993,784.36	-	8,026,080.00	53,795,828.32	-	-	-	-	-	11,945.91	3,245,159.57	-	-	3,257,105.48	3,257,105.48	57,052,933.80	-	-	-	-	22,787,909.87	26,238,943.93		8,026,080.00	57,052,933.80		
SUMMARY:																												
	Previous Report					This Month					As at Date																	
Total Disbursement Authorities Received																												
Bal. of Disbursement Authorities																												
NCA	1,515,550,424.00					210,737,170.00					1,726,287,594.00																	
Working Fund																												
TRA	31,033,569.45					3,130,986.55					34,164,556.00																	
CDC																												
NCAA																												
Less: Notice of Transfer Allocations (NTA)* issued	614,660,888.02					77,382,900.00					692,043,788.02																	
Total Disbursements Authorities Available	931,923,105.43					136,485,256.55					1,068,408,361.98																	
Less:																												
Lapsed NCA/NTA	322,989,319.12					57,052,933.80					322,989,319.12																	
Disbursements**	609,710,899.31					270,267.25					1,047,370.25																	
Less: Other Non-Cash Disbursements	777,103.00																											
Add/Less: Adjustments (e.g. Cancelled/Staled Checks)																												
Balance of Disbursements Authorities as at date						79,702,590.00					79,702,590.00																	
Notes: *The use of NTA is discouraged																												
**Amounts should tally with the Grand Total Disbursements (column 27)																												
Prepared by:	JEAN SAMANTHA D. ANAT Director III, Bureau Accounting Division					ROSENAL G. DIAZ OIC-CTOD I, Bureau Accounting Division					MARTE B. MASARAP Director III, Accounting Service					FRUARDY SIBSONY G. SIBSON III OIC-Asst. Treasurer of the Philippines												
Date:						Date:					Date:					Date:												

COMMISSION ON AUDIT  
BUREAU OF THE TREASURY  
RECEIVED  
BY: *aw*  
DATE: NOV 10 2022  
TIME: 2:20pm


MONTHLY REPORT OF DISBURSEMENTS  
For the month of OCTOBER 2022


Department: DEPARTMENT OF FINANCE  
Entity Name: BUREAU OF THE TREASURY  
Operating Unit: CENTRAL OFFICE & RO'SCOUN  
Organization Code (UACS): 110050300000  
Funding Source Code (as clustered): 91 (REGULAR AGENCY)  
(e.g. Old Fund Code: 101,102, 151)


PARTICULARS	CURRENT YEAR BUDGET					PRIOR YEAR'S BUDGET											SUB-TOTAL	TRUST LIABILITIES				GRAND TOTAL					Remarks
	PS	MOOE	Fin. Exp	CO	TOTAL	PRIOR YEAR'S ACCOUNTS PAYABLE					CURRENT YEAR'S ACCOUNTS PAYABLE					TOTAL		PS	MOOE	CO	TOTAL	PS	MOOE	Fin. Exp	CO	TOTAL	
						PS	MOOE	Fin. Exp	CO	Sub-Total	PS	MOOE	Fin. Exp	CO	Sub-Total												
1	2	3	4	5	6= (2+ 3+4+5)	7	8	9	10	11= (7+ 8+9+10)	12	13	14	15	16= (12+ 13+14+15)	17= (11+16)	18= (6+17)	19	20	21	22= (19+20+21)	23	24	25	26	27= (23+24+25+26)	28
CASH DISBURSEMENTS																											
Notice of Cash Allocation (NCA)	-	1,975,848.72	-	-	1,975,848.72	-	-	-	-	-	-	-	-	-	-	-	-	1,975,848.72	-	-	-	-	-	1,975,848.72	-	-	1,975,848.72
MDS Checks Issued	21,071,787.18	19,953,407.81	-	7,596,111.43	48,621,306.42	-	-	-	-	-	11,945.91	3,042,578.95	-	-	3,054,524.86	3,054,524.86	51,675,831.28	-	-	-	-	21,083,733.09	22,995,986.76	-	7,596,111.43	51,675,831.28	
Notice of Transfer Allocation (NTA)	-	-	-	-	-	-	-	-	-	-	-	-	-	-	-	-	-	-	-	-	-	-	-	-	-	-	
MDS Checks Issued	1,362,404.16	2,355,381.45	-	-	3,717,785.61	-	-	12,150.91	-	-	-	-	-	-	-	12,150.91	3,729,936.52	-	-	-	-	1,362,404.16	2,367,532.36	-	-	3,729,936.52	
Advice to Debit Account	16,138,347.24	4,392,440.25	17,445,091.30	198,560.72	38,174,439.51	-	-	19,680.75	-	-	-	8,300.10	-	-	8,300.10	27,980.85	38,202,420.36	-	-	-	-	16,138,347.24	4,420,421.10	17,445,091.30	198,560.72	38,202,420.36	
Working Fund for EAPs	-	-	-	-	-	-	-	-	-	-	-	-	-	-	-	-	-	-	-	-	-	-	-	-	-	-	
Cash Disbursement Ceiling (CDC)	-	-	-	-	-	-	-	-	-	-	-	-	-	-	-	-	-	-	-	-	-	-	-	-	-	-	
TOTAL CASH DISBURSEMENTS	38,572,538.58	28,677,078.23	17,445,091.30	7,794,672.15	92,489,380.26	-	31,831.66	-	-	31,831.66	11,945.91	3,050,879.05	-	-	3,062,824.96	3,094,656.62	95,584,036.88	-	-	-	-	38,584,484.49	31,759,788.94	17,445,091.30	7,794,672.15	95,584,036.88	
NON-CASH DISBURSEMENTS																											
Tax Remittance Advices Issued (TRA)	3,420,479.84	1,292,769.77	1,725,338.70	443,524.28	6,882,112.59	-	654.09	-	-	654.09	-	202,580.62	-	-	202,580.62	203,234.71	7,085,347.30	-	-	-	-	3,420,479.84	1,496,004.48	1,725,338.70	443,524.28	7,085,347.30	
Non-Cash Availment Authority (NCAA)	-	-	-	-	-	-	-	-	-	-	-	-	-	-	-	-	-	-	-	-	-	-	-	-	-	-	
Disbursements effected through outright deductions from claims (disallowance)	266,539.16	9,700.00	-	-	276,239.16	-	-	-	-	-	-	-	-	-	-	-	276,239.16	-	-	-	-	266,539.16	9,700.00	-	-	276,239.16	
Overpayment of expenses (e.g. personnel ben.)	16,438.41	503.83	-	-	16,942.24	-	-	-	-	-	-	-	-	-	-	-	16,942.24	-	-	-	-	16,438.41	503.83	-	-	16,942.24	
Restitution for loss of gov't properties	-	-	-	-	-	-	-	-	-	-	-	-	-	-	-	-	-	-	-	-	-	-	-	-	-	-	
Liquidated Damages and similar claims	-	-	-	-	-	-	-	-	-	-	-	-	-	-	-	-	-	-	-	-	-	-	-	-	-	-	
Others (TEF, Bfr Documentary Stamp Tax)	-	-	-	-	-	-	-	-	-	-	-	-	-	-	-	-	-	-	-	-	-	-	-	-	-	-	
TOTAL NON-CASH DISBURSEMENTS	3,703,457.41	1,302,973.60	1,725,338.70	443,524.28	7,175,293.99	-	654.09	-	-	654.09	-	202,580.62	-	-	202,580.62	203,234.71	7,378,528.70	-	-	-	-	3,703,457.41	1,506,208.31	1,725,338.70	443,524.28	7,378,528.70	
GRAND TOTAL	42,275,995.99	29,980,051.83	19,170,430.00	8,238,196.43	99,664,674.25	-	32,485.75	-	-	32,485.75	11,945.91	3,253,459.67	-	-	3,265,405.58	3,297,891.33	102,962,565.58	-	-	-	-	42,287,941.90	33,265,997.25	19,170,430.00	8,238,196.43	102,962,565.58	


SUMMARY:	Previous Report	This Month	As at Date
Total Disbursement Authorities Received			
Bal. of Disbursement Authorities		0.00	
NCA	2,130,211,312.02	288,120,070.00	2,418,331,382.02
Working Fund		-	-
TRA	85,747,989.03	7,085,347.30	92,833,336.33
CDC		-	-
NCAA		-	-
Less: Notice of Transfer Allocations (NTA)* issued	614,660,888.02	77,382,900.00	692,043,788.02
Total Disbursements Authorities Available	1,601,298,413.03	217,822,517.30	1,819,120,930.33
Less:			
Lapsed NCA/NTA	337,170,285.49	-	337,170,285.49
Disbursements**	1,265,114,485.98	102,962,565.58	1,368,077,051.56
Less: Other Non-Cash Disbursements	968,625.26	293,181.40	1,261,806.66
	(17,733.18)	115,153,133.12	115,135,399.94
Add/Less: Adjustments (e.g. Cancelled Staled Checks)	17,733.18	1,031.25	18,764.43
Balance of Disbursements Authorities as at date	0.00	115,152,101.87	115,154,164.37

Notes: \*The use of NTA is discouraged  
\*\*Amounts should tally with the Grand Total Disbursements (column 27)

Prepared by:   
JEAN SANTAMATHA D. AMBRAT  
TOO II, Bureau Accounting Division  
Date:

Certified correct:   
ROWENA P. GAMBOA  
OIC-CTOO I, Bureau Accounting Division  
Date:

Recommended by:   
MARITES B. MASARAP  
Director III, Accounting Service  
Date:

Approved by:   
EDUARDO ANTHONY G. MARINO III  
OIC, Deputy Treasurer of the Philippines  
Date:

COMMISSION ON AUDIT  
BUREAU OF THE TREASURY  
RECEIVED  
BY: <sup>CS</sup>  
DATE: NOV 10 2022  
TIME: 2:20pm




MONTHLY REPORT OF DISBURSEMENTS  
For the month of OCTOBER 2022


Department: DEPARTMENT OF FINANCE  
Entity Name: BUREAU OF THE TREASURY  
Operating Unit: CENTRAL OFFICE  
Organization Code (UACS): 110050300000  
Funding Source Code (as clustered): 04 (SPECIAL ACCOUNT - FOREIGN ASSISTED/GRANTS)  
(e.g. Old Fund Code: 101,102, 151)


PARTICULARS	CURRENT YEAR BUDGET					PRIOR YEAR'S BUDGET											SUB-TOTAL	TRUST LIABILITIES				GRAND TOTAL					Remarks
	PS	MOOE	Fin. Exp	CO	TOTAL	PRIOR YEAR'S ACCOUNTS PAYABLE					CURRENT YEAR'S ACCOUNTS PAYABLE					TOTAL		PS	MOOE	CO	TOTAL	PS	MOOE	Fin. Exp	CO	TOTAL	
						PS	MOOE	Fin. Exp	CO	Sub-Total	PS	MOOE	Fin. Exp	CO	Sub-Total												
1	2	3	4	5	6= (2+ 3+4+5)	7	8	9	10	11= (7+ 8+9+10)	12	13	14	15	16= (12+ 13+14+15)	17=(11+16)	18=(6+17)	19	20	21	22=(19+20 +21)	23	24	25	26	27=(23+24+25 +26)	28
CASH DISBURSEMENTS																											
Notice of Cash Allocation (NCA)					-					-					-	-	-				-	-	-	-	-	-	-
MDS Checks Issued		904,688.99			904,688.99					-					-	-	904,688.99				-	-	904,688.99	-	-	904,688.99	-
Advice to Debit Account		223,383.65			223,383.65					-					-	-	223,383.65				-	-	223,383.65	-	-	223,383.65	-
Notice of Transfer Allocation (NTA)					-					-					-	-	-				-	-	-	-	-	-	-
MDS Checks Issued					-					-					-	-	-				-	-	-	-	-	-	-
Advice to Debit Account					-					-					-	-	-				-	-	-	-	-	-	-
Working Fund for FAPs					-					-					-	-	-				-	-	-	-	-	-	-
Cash Disbursement Ceiling (CDC)					-					-					-	-	-				-	-	-	-	-	-	-
TOTAL CASH DISBURSEMENTS	-	1,128,072.64	-	-	1,128,072.64	-	-	-	-	-	-	-	-	-	-	-	1,128,072.64	-	-	-	-	-	1,128,072.64	-	-	1,128,072.64	-
NON-CASH DISBURSEMENTS					-					-					-	-	-				-	-	-	-	-	-	-
Tax Remittance Advices Issued (TRA)					-					-					-	-	-				-	-	-	-	-	-	-
Non-Cash Availment Authority (NCAA)					-					-					-	-	-				-	-	-	-	-	-	-
Disbursements effected through outright deductions from claims (pls specify...)					-					-					-	-	-				-	-	-	-	-	-	-
Overpayment of expenses (e.g. personnel ben.)					-					-					-	-	-				-	-	-	-	-	-	-
Restitution for loss of gov't properties					-					-					-	-	-				-	-	-	-	-	-	-
Liquidated Damages and similar claims					-					-					-	-	-				-	-	-	-	-	-	-
Others (TEF, BTr Documentary Stamp Tax)					-					-					-	-	-				-	-	-	-	-	-	-
TOTAL NON-CASH DISBURSEMENTS	-	-	-	-	-	-	-	-	-	-	-	-	-	-	-	-	-				-	-	-	-	-	-	-
GRAND TOTAL	-	1,128,072.64	-	-	1,128,072.64	-	-	-	-	-	-	-	-	-	-	-	1,128,072.64	-	-	-	-	-	1,128,072.64	-	-	1,128,072.64	-


SUMMARY:	Previous Report	This Month	As at Date
Total Disbursement Authorities Received			
Bal. of Disbursement Authorities		-	
NCA	5,213,000.00	2,132,000.00	7,345,000.00
Working Fund	-		-
TRA	227,120.60	-	227,120.60
CDC	-		-
NCAA	-		-
Less: Notice of Transfer Allocations (NTA)* issued	-	-	-
Total Disbursements Authorities Available	5,440,120.60	2,132,000.00	7,572,120.60
Less:			
Lapsed NCA/NTA	1,505,586.94		1,505,586.94
Disbursements**	3,934,533.66	1,128,072.64	5,062,606.30
Less: Other Non-Cash Disbursements	-	-	-
	-	1,003,927.36	1,003,927.36
Add/Less: Adjustments (e.g. Cancelled/Staled Checks)	-	-	-
Balance of Disbursements Authorities as at date	-	1,003,927.36	1,003,927.36


Notes: \*The use of NTA is discouraged  
\*\*Amounts should tally with the Grand Total Disbursements (column 27)

Prepared by:  
  
JEAN SAMANTHA D. AMBAT  
TOO II, Bureau Accounting Division  
Date:

Certified correct:  
  
ROWENA R. GAMBA  
OIC-CTOO I, Bureau Accounting Division  
Date:

Recommended by:  
  
MARITES B. MASARAP  
Director III, Accounting Service  
Date:

Approved by:  
  
EDUARDO ANTHONY G. MARIÑO III  
OIC Deputy Treasurer of the Philippines  
Date:



MONTHLY REPORT OF DISBURSEMENTS  
For the month of OCTOBER 2022

Department: DEPARTMENT OF FINANCE  
Entity Name: BUREAU OF THE TREASURY  
Operating Unit: CENTRAL OFFICE  
Organization Code (UACS): 110050300000  
Funding Source Code (as clustered): ALL FUNDS  
(e.g. Old Fund Code: 101,102, 151)

PARTICULARS	CURRENT YEAR BUDGET					PRIOR YEAR'S BUDGET											SUB-TOTAL	TRUST LIABILITIES				GRAND TOTAL					Remarks
	PS	MOOE	Fin. Exp	CO	TOTAL	PRIOR YEAR'S ACCOUNTS PAYABLE					CURRENT YEAR'S ACCOUNTS PAYABLE					TOTAL		PS	MOOE	CO	TOTAL	PS	MOOE	Fin. Exp	CO	TOTAL	
						PS	MOOE	Fin. Exp	CO	Sub-Total	PS	MOOE	Fin. Exp	CO	Sub-Total												
1	2	3	4	5	6=(2+ 3+4+5)	7	8	9	10	11= (7+ 8+9+10)	12	13	14	15	16=( 12+ 13+14+15)	17=(11+16)	18=(6+17)	19	20	21	22=(19+20 +21)	23	24	25	26	27=(23+24+25+26)	28
CASH DISBURSEMENTS																											
Notice of Cash Allocation (NCA)																											
MDS Checks Issued	-	2,880,537.71	-	-	2,880,537.71	-	-	-	-	-	-	-	-	-	-	-	2,880,537.71	-	-	-	-	-	2,880,537.71	-	-	2,880,537.71	
Advice to Debit Account	21,071,787.18	20,176,791.46	-	7,596,111.43	48,844,690.07	-	-	-	-	-	11,945.91	3,042,578.95	-	-	3,054,524.86	3,054,524.86	51,899,214.93	-	-	-	-	21,083,733.09	23,219,370.41	-	7,596,111.43	51,899,214.93	
Notice of Transfer Allocation (NTA)																											
MDS Checks Issued	-	-	-	-	-	-	-	-	-	-	-	-	-	-	-	-	-	-	-	-	-	-	-	-	-	-	
Advice to Debit Account	-	-	-	-	-	-	-	-	-	-	-	-	-	-	-	-	-	-	-	-	-	-	-	-	-	-	
Working Fund for FAPs	-	-	-	-	-	-	-	-	-	-	-	-	-	-	-	-	-	-	-	-	-	-	-	-	-	-	
Cash Disbursement Ceiling (CDC)	-	-	-	-	-	-	-	-	-	-	-	-	-	-	-	-	-	-	-	-	-	-	-	-	-	-	
TOTAL CASH DISBURSEMENTS	21,071,787.18	23,057,329.17	-	7,596,111.43	51,725,227.78	-	-	-	-	-	11,945.91	3,042,578.95	-	-	3,054,524.86	3,054,524.86	54,779,752.64	-	-	-	-	21,083,733.09	26,099,908.12	-	7,596,111.43	54,779,752.64	
NON-CASH DISBURSEMENTS																											
Tax Remittance Advices Issued (TRA)	1,443,413.36	1,055,024.00	-	429,968.57	2,928,405.93	-	-	-	-	-	-	202,580.62	-	-	202,580.62	202,580.62	3,130,986.55	-	-	-	-	1,443,413.36	1,257,604.62	-	429,968.57	3,130,986.55	
Non-Cash Availment Authority (NCAA)	-	-	-	-	-	-	-	-	-	-	-	-	-	-	-	-	-	-	-	-	-	-	-	-	-	-	
Disbursements effected through outright deductions from claims (disallowance)	246,310.00	9,000.00	-	-	255,310.00	-	-	-	-	-	-	-	-	-	-	-	255,310.00	-	-	-	-	246,310.00	9,000.00	-	-	255,310.00	
Overpayment of expenses (e.g. personnel ben.)	14,453.42	503.83	-	-	14,957.25	-	-	-	-	-	-	-	-	-	-	-	14,957.25	-	-	-	-	14,453.42	503.83	-	-	14,957.25	
Restitution for loss of gov't properties	-	-	-	-	-	-	-	-	-	-	-	-	-	-	-	-	-	-	-	-	-	-	-	-	-	-	
Liquidated Damages and similar claims	-	-	-	-	-	-	-	-	-	-	-	-	-	-	-	-	-	-	-	-	-	-	-	-	-	-	
Others (TEF, BTr Documentary Stamp Tax)	-	-	-	-	-	-	-	-	-	-	-	-	-	-	-	-	-	-	-	-	-	-	-	-	-	-	
TOTAL NON-CASH DISBURSEMENTS	1,704,176.78	1,064,527.83	-	429,968.57	3,198,673.18	-	-	-	-	-	-	202,580.62	-	-	202,580.62	202,580.62	3,401,253.80	-	-	-	-	1,704,176.78	1,267,108.45	-	429,968.57	3,401,253.80	
GRAND TOTAL	22,775,963.96	24,121,857.00	-	8,026,080.00	54,923,900.96	-	-	-	-	-	11,945.91	3,245,159.57	-	-	3,257,105.48	3,257,105.48	58,181,006.44	-	-	-	-	22,787,909.87	27,367,016.57	-	8,026,080.00	58,181,006.44	

SUMMARY:	Previous Report	This Month	As at Date
Total Disbursement Authorities Received			
Bal. of Disbursement Authorities		-	-
NCA	1,520,763,424.00	212,869,170.00	1,733,632,594.00
Working Fund		-	-
TRA	31,260,690.05	3,130,986.55	34,391,676.60
CDC		-	-
NCAA		-	-
Less: Notice of Transfer Allocations (NTA)* issued	614,660,888.02	77,382,900.00	692,043,788.02
Total Disbursements Authorities Available	937,363,226.03	138,617,256.55	1,075,980,482.58
Less:			
Lapsed NCA/NTA	324,494,906.06	-	324,494,906.06
Disbursements**	613,645,422.97	58,181,006.44	671,826,429.41
Less: Other Non-Cash Disbursements	777,103.00	270,267.25	1,047,370.25
	-	80,706,517.36	80,706,517.36
Add/Less: Adjustments (e.g. Cancelled/Stale Checks)	-	-	-
Balance of Disbursements Authorities as at date	-	80,706,517.36	80,706,517.36

Notes: \*The use of NTA is discouraged  
\*\*Amounts should tally with the Grand Total Disbursements (column 27)

Prepared by:  
  
JEAN SAMANTHA D. AMRAT  
FOO II, Bureau Accounting Division  
Date:

Certified correct:  
  
ROWENA R. GAMBA  
OIC-CTOO I, Bureau Accounting Division  
Date:

Recommended by:  
  
MARITES B. MASARAP  
Director III, Accounting Service  
Date:

Approved by:  
  
EDUARDO ANTHONY G. MARINO III  
OIC Deputy Treasurer of the Philippines  
Date:

