


CY 2022 STATEMENT OF APPROPRIATIONS,
ALLOTMENTS, OBLIGATIONS, DISBURSEMENTS AND
BALANCES (SAAODB)

As of September 30, 2022

Department : Department of Finance
Agency : BUREAU OF THE TREASURY
Operating Unit : BTR NG OVERSIGHT
Organization Code : 11-005-00-00000
Funding Source : Fund Cluster 01_RA Fund
Fund Cluster 02_FAP Fund
Fund Cluster 03_FAP Fund



FAR No. 1_BTR NG OVERSIGHT_BSGC

X	New General Appropriations
X	Continuing Appropriations
X	Automatic Appropriations
X	Unprogrammed Funds
X	Supplemental Appropriation

PARTICULARS	UACS CODE	APPROPRIATIONS				ALLOTMENTS				CURRENT YEAR OBLIGATIONS				
		Authorized Appropriation	Adjustments	Adjusted Appropriation	Allotments received	Adjustments	Transfer to	Transfer from	Adjusted Total Allotments	1st Quarter	2nd Quarter	3rd Quarter	4th Quarter	TOTAL
1	2	3	4	5=3+4	6	7	8	9	10=6+7-8+9	11	12	13	14	15=11-14
A. NEW GENERAL APPROPRIATIONS														
A.1 BUDGETARY SUPPORT TO GOVERNMENT CORPORATIONS														
Regular Agency Fund (01)														
A.1.a FY 2022 RA 11639, Budgetary Support to Government Corporations	01 1 01 277													
Maintenance and Other Operating Expenses	50200000 00	158,874,124,000.00	-	158,874,124,000.00	143,538,241,100.00			143,538,241,100.00	12,284,037,355.00	32,329,363,764.00	43,577,577,783.00			88,190,978,902.00
Capital Outlay	50600000 00	-	-	-	-			-	-	-	-			-
Total		158,874,124,000.00	-	158,874,124,000.00	143,538,241,100.00	-	-	143,538,241,100.00	12,284,037,355.00	32,329,363,764.00	43,577,577,783.00	-		88,190,978,902.00
A.1.b FY 2022 RA 11639, Equity Contribution														
Maintenance and Other Operating Expenses	01 1 01 276													
Capital Outlay	50200000 00	673,493,000.00	-	673,493,000.00	664,993,000.00			664,993,000.00			14,370,272.00			14,370,272.00
Total		673,493,000.00	-	673,493,000.00	664,993,000.00	-	-	664,993,000.00	-	-	14,370,272.00	-		14,370,272.00
Total, Regular Agency Fund		159,547,617,000.00	-	159,547,617,000.00	144,203,234,100.00	-	-	144,203,234,100.00	12,284,037,355.00	32,329,363,764.00	43,591,948,055.00	-		88,205,349,174.00
Foreign - Assisted Projects Fund (02)														
A.1.c FY 2022 RA 11639, Foreign Assisted Projects Fund - GOP Counterpart Funds	02 1 01 151													
Maintenance and Other Operating Expenses	50200000 00	50,000,000.00	-	50,000,000.00	50,000,000.00			50,000,000.00	12,500,000.00	4,000,000.00	17,500,000.00			34,000,000.00
Capital Outlay	50600000 00	-	-	-	-			-	-	-	-			-
Total		50,000,000.00	-	50,000,000.00	50,000,000.00	-	-	50,000,000.00	12,500,000.00	4,000,000.00	17,500,000.00	-		34,000,000.00
A.1.d FY 2022 RA 11639, Foreign Assisted Projects Fund - China	02 1 01 157													
Maintenance and Other Operating Expenses	50200000 00	673,601,000.00	-	673,601,000.00	673,601,000.00			673,601,000.00			424,327,042.99			424,327,042.99

CY 2022 STATEMENT OF APPROPRIATIONS,
ALLOTMENTS, OBLIGATIONS, DISBURSEMENTS AND
BALANCES (SAAODB)

As of September 30, 2022

Department : Department of Finance
Agency : BUREAU OF THE TREASURY
Operating Unit : BTR NG OVERSIGHT
Organization Code : 11-005-00-00000
Funding Source : Fund Cluster 01_RA Fund
Fund Cluster 02_FAP Fund
Fund Cluster 03_FAP Fund

FAR No. 1_BTR NG OVERSIGHT_BSGC			
	X	New General Appropriations	
	X	Continuing Appropriations	
	X	Automatic Appropriations	
	X	Unprogrammed Funds	
	X	Supplemental Appropriation	

PARTICULARS	UACS CODE	APPROPRIATIONS			ALLOTMENTS					CURRENT YEAR OBLIGATIONS				
		Authorized Appropriation	Adjustments	Adjusted Appropriation	Allotments received	Adjustments	Transfer to	Transfer from	Adjusted Total Allotments	1st Quarter	2nd Quarter	3rd Quarter	4th Quarter	TOTAL
1	2	3	4	5=3+4	6	7	8	9	10=6+7-8+9	11	12	13	14	15=11+14
Capital Outlay	50600000 00		-	-	673,601,000.00		-	-	673,601,000.00	-		424,327,042.99	-	424,327,042.99
Total		673,601,000.00	-	673,601,000.00	673,601,000.00									
Total, Foreign Assisted Projects Funds		723,601,000.00	-	723,601,000.00	723,601,000.00	-	-	-	723,601,000.00	12,500,000.00	4,000,000.00	441,827,042.99	-	458,327,042.99
SUB - TOTAL, BUDGETARY SUPPORT TO GOCC														
Maintenance and Other Operating Expenses		160,271,218,000.00	-	160,271,218,000.00	144,926,835,100.00	-	-	-	144,926,835,100.00	12,296,537,356.00	32,333,363,764.00	44,033,775,097.99	-	88,663,676,216.99
Capital Outlay		159,597,725,000.00	-	159,597,725,000.00	144,261,842,100.00	-	-	-	144,261,842,100.00	12,296,537,356.00	32,333,363,764.00	44,019,404,825.99	-	88,649,305,944.99
		673,493,000.00	-	673,493,000.00	664,993,000.00	-	-	-	664,993,000.00	-	-	14,370,272.00	-	14,370,272.00
A.2 BUDGETARY SUPPORT TO GOVERNMENT CORPORATIONS														
Continuing Appropriation (02)														
A.2.a FY 2021 RA 11518, Budgetary Support to Government Corporations	01 1 02 276													
Maintenance and Other Operating Expenses	50200000 00		-	-	609,686,725.00	609,686,725.00	-	-	654,575,725.00	73,600,366.00	86,170,742.00	57,610,349.00	-	217,381,447.00
Capital Outlay	50600000 00	44,889,000.00	609,686,725.00	654,575,725.00	44,889,000.00	609,686,725.00	-	-	654,575,725.00	73,600,366.00	86,170,742.00	57,610,349.00	-	217,381,447.00
Total		44,889,000.00	609,686,725.00	654,575,725.00	44,889,000.00	609,686,725.00	-	-	654,575,725.00	73,600,366.00	86,170,742.00	57,610,349.00	-	217,381,447.00
A.2.b FY 2021 RA 11518, Budgetary Support to Government Corporations	01 1 02 277													
Maintenance and Other Operating Expenses	50200000 00				144,217,400.00	17,489,693,183.00			17,633,910,583.00	728,380,285.00	703,028,357.00	2,348,574,332.00	-	3,779,982,974.00
Capital Outlay	50600000 00	1,610,838,545.00	17,489,693,183.00	19,100,531,728.00	144,217,400.00	17,489,693,183.00	-	-	17,633,910,583.00	728,380,285.00	703,028,357.00	2,348,574,332.00	-	3,779,982,974.00
Total		1,610,838,545.00	17,489,693,183.00	19,100,531,728.00	144,217,400.00	17,489,693,183.00	-	-	17,633,910,583.00	728,380,285.00	703,028,357.00	2,348,574,332.00	-	3,779,982,974.00
Foreign - Assisted Projects Fund (02)														
A.2.c FY 2021 RA 11518, Foreign Assisted Projects Fund - China	02 1 02 157													
Maintenance and Other Operating Expenses	50200000 00		419,032,037.09	419,032,037.09		419,032,037.09			419,032,037.09	276,725,467.69		140,306,579.40		419,032,037.09

CY 2022 STATEMENT OF APPROPRIATIONS,
ALLOTMENTS, OBLIGATIONS, DISBURSEMENTS AND
BALANCES (SAAODB)

As of September 30, 2022

Department : Department of Finance
Agency : BUREAU OF THE TREASURY
Operating Unit : BTR NG OVERSIGHT
Organization Code : 11-005-00-00000
Funding Source : Fund Cluster 01_RA Fund
Fund Cluster 02_FAP Fund
Fund Cluster 03_FAP Fund

FAR No. 1_BTR NG OVERSIGHT_BSGC	
X	New General Appropriations
X	Continuing Appropriations
X	Automatic Appropriations
X	Unprogrammed Funds
X	Supplemental Appropriation

PARTICULARS	UACS CODE	APPROPRIATIONS			ALLOTMENTS					CURRENT YEAR OBLIGATIONS				
		Authorized Appropriation	Adjustments	Adjusted Appropriation	Allotments received	Adjustments	Transfer Insufficient	Transfer Excess	Adjusted Total Allotments	1st Quarter	2nd Quarter	3rd Quarter	4th Quarter	TOTAL
1	2	3	4	5=3+4	6	7	8	9	10=6+7-8+9	11	12	13	14	15=11+14
Capital Outlay	506000000 00		-	-	-	419,032,037.09	-	-	419,032,037.09	278,725,457.69	-	140,306,579.40	-	419,032,037.09
Total			419,032,037.09	419,032,037.09										
A.2.d FY 2021 RA 11518, Foreign Assisted Projects Fund - Korea														
Maintenance and Other Operating Expenses	02 1 02 168		568,395,297.99	568,395,297.99		568,395,297.99			568,395,297.99	58,311,109.57	291,838,853.47			350,149,963.04
Capital Outlay	506000000 00		-	-		-	-	-	-	58,311,109.57	291,838,853.47	-		-
Total		-	568,395,297.99	568,395,297.99	-	-	-	-	568,395,297.99	58,311,109.57	291,838,853.47	-		350,149,963.04
Total, Foreign Assisted Projects Funds		-	987,427,335.08	987,427,335.08	-	987,427,335.08	-	-	987,427,335.08	337,036,567.26	291,838,853.47	140,306,579.40	-	769,182,000.13
Total, Continuing Appropriation		1,655,727,545.00	19,086,807,243.08	20,742,534,788.08	189,106,400.00	19,086,807,243.08	-	-	19,275,913,643.08	1,139,017,208.26	1,081,037,952.47	2,546,491,260.40	-	4,766,546,421.13
TOTAL, NEW GENERAL APPROPRIATIONS		161,926,945,545.00	19,086,807,243.08	181,013,752,788.08	145,115,941,500.00	19,086,807,243.08	-	-	164,202,748,743.08	13,435,554,563.26	33,414,401,716.47	46,580,266,358.39	-	93,430,222,638.12
Maintenance and Other Operating Expenses		161,208,663,545.00	18,477,120,518.08	179,685,684,063.08	144,406,059,500.00	18,477,120,518.08	-	-	162,883,180,018.08	13,361,954,207.26	33,328,230,914.47	46,508,285,737.39	-	93,198,470,919.12
Capital Outlay		718,382,000.00	609,686,725.00	1,328,068,725.00	709,882,000.00	609,686,725.00	-	-	1,319,568,725.00	73,600,356.00	86,170,742.00	71,980,621.00	-	231,751,719.00
C. SPECIAL PURPOSE FUNDS														
C.1 FY 2021 RA 11518 - Cont., National Disaster Risk Reduction and Management Fund (Calamity Fund)														
Maintenance and Other Operating Expenses	01 1 02 401		490,317,288.00	490,317,288.00		490,317,288.00			490,317,288.00	47,899,765.00	60,172,664.00	159,696,215.00		267,768,644.00
Capital Outlay	506000000 00		-	-		-	-	-	-	47,899,765.00	60,172,664.00	159,696,215.00	-	-
Total		-	490,317,288.00	490,317,288.00	-	490,317,288.00	-	-	490,317,288.00	47,899,765.00	60,172,664.00	159,696,215.00	-	267,768,644.00
C.2 FY 2022 RA 11639 - National Disaster Risk Reduction and Management Fund (Calamity Fund)														
Maintenance and Other Operating Expenses	01 1 01 401		-	1,657,423,411.00	1,657,423,411.00				1,657,423,411.00		1,306,640,700.00			1,306,640,700.00
Capital Outlay	506000000 00	1,657,423,411.00	-	-	1,657,423,411.00	-	-	-	1,657,423,411.00	-	1,306,640,700.00	-	-	-
Total		1,657,423,411.00	-	1,657,423,411.00	1,657,423,411.00	-	-	-	1,657,423,411.00	-	1,306,640,700.00	-	-	1,306,640,700.00
TOTAL, SPECIAL PURPOSE FUNDS		1,657,423,411.00	490,317,288.00	2,147,740,699.00	1,657,423,411.00	490,317,288.00	-	-	2,147,740,699.00	47,899,765.00	1,366,813,364.00	159,696,215.00	-	1,574,409,344.00
Maintenance and Other Operating Expenses		1,657,423,411.00	490,317,288.00	2,147,740,699.00	1,657,423,411.00	490,317,288.00	-	-	2,147,740,699.00	47,899,765.00	1,366,813,364.00	159,696,215.00	-	1,574,409,344.00

CY 2022 STATEMENT OF APPROPRIATIONS,
ALLOTMENTS, OBLIGATIONS, DISBURSEMENTS AND
BALANCES (SAAODB)

As of September 30, 2022

Department : Department of Finance
Agency : BUREAU OF THE TREASURY
Operating Unit : BTR NG OVERSIGHT
Organization Code : 11-005-00-00000
Funding Source : Fund Cluster 01_RA Fund
Fund Cluster 02_FAP Fund
Fund Cluster 03_FAP Fund

FAR No. 1_BTR NG OVERSIGHT_BSGC			
	X	New General Appropriations	
	X	Continuing Appropriations	
	X	Automatic Appropriations	
	X	Unprogrammed Funds	
	X	Supplemental Appropriation	

PARTICULARS	UACS CODE	APPROPRIATIONS			ALLOTMENTS					CURRENT YEAR OBLIGATIONS				
		Authorized Appropriation	Adjustments	Adjusted Appropriation	Allotments received	Adjustments	Transfer to Encl	Transfer Encl	Adjusted Total Allotments	1st Quarter	2nd Quarter	3rd Quarter	4th Quarter	TOTAL
1	2	3	4	5=3+4	6	7	8	9	10=6+7-8+9	11	12	13	14	15=11+14
Capital Outlay		-	-	-	-	-	-	-	-	-	-	-	-	-
D. CONTINGENT FUND														
D.2 FY 2021 RA 11518, Contingent Fund, Continuing Appropriation	01 1 02 402													
Maintenance and Other Operating Expenses	50200000 00		103,285.00	103,285.00		103,285.00			103,285.00					-
Capital Outlay	50600000 00		-	-					-					-
Total			103,285.00	103,285.00					103,285.00	-				-
TOTAL, CONTINGENT FUND														
Maintenance and Other Operating Expenses	-	-	103,285.00	103,285.00	-	103,285.00	-	-	103,285.00	-		-	-	-
Capital Outlay		-	103,285.00	103,285.00	-	103,285.00	-	-	103,285.00	-		-	-	-
E. BSGC - OTHERS														
E.1 FY 2022 RA 11639 - BSGC - Others	01 1 01 412													
Maintenance and Other Operating Expenses	50200000 00	28,606,000.00	-	28,606,000.00	28,606,000.00				28,606,000.00			28,606,000.00		28,606,000.00
Capital Outlay	50600000 00		-	-					-					-
Total		28,606,000.00	-	28,606,000.00	28,606,000.00		-	-	28,606,000.00	-	-	28,606,000.00	-	28,606,000.00
E.1 FY 2021 RA 11518 - BSGC - Others	01 1 02 412													
Maintenance and Other Operating Expenses	50200000 00	9,606,000.00	-	9,606,000.00	9,606,000.00				9,606,000.00			9,606,000.00		9,606,000.00
Capital Outlay	50600000 00		-	-					-					-
Total		9,606,000.00	-	9,606,000.00	9,606,000.00		-	-	9,606,000.00	-	-	9,606,000.00	-	9,606,000.00
TOTAL, BSGC - OTHERS														
		38,212,000.00	-	38,212,000.00	38,212,000.00		-	-	38,212,000.00	-	-	38,212,000.00	-	38,212,000.00

CY 2022 STATEMENT OF APPROPRIATIONS,
ALLOTMENTS, OBLIGATIONS, DISBURSEMENTS AND
BALANCES (SAAODB)

As of September 30, 2022

Department : Department of Finance
Agency : BUREAU OF THE TREASURY
Operating Unit : BTR NG OVERSIGHT
Organization Code : 11-005-00-00000
Funding Source : Fund Cluster 01_RA Fund
Fund Cluster 02_FAP Fund
Fund Cluster 03_FAP Fund

FAR No. 1_BTR NG OVERSIGHT_BSGC			
	X		New General Appropriations
	X		Continuing Appropriations
	X		Automatic Appropriations
	X		Unprogrammed Funds
	X		Supplemental Appropriation

PARTICULARS	UACS CODE	APPROPRIATIONS				ALLOTMENTS					CURRENT YEAR OBLIGATIONS					
		Authorized Appropriation	Adjustments	Adjusted Appropriation	Allotments received	Adjustments	Transfer to	Transfer from	Adjusted Total Allotments	1st Quarter	2nd Quarter	3rd Quarter	4th Quarter	TOTAL		
1	2	3	4	5=3+4	6	7	8	9	10=6+7+8+9	11	12	13	14	15=11+14		
Maintenance and Other Operating Expenses Capital Outlay		38,212,000.00	-	38,212,000.00	38,212,000.00	-	-	-	38,212,000.00	-	-	38,212,000.00	-	38,212,000.00	-	-
F. AUTOMATIC APPROPRIATIONS																
F.1 FY 2022 RA 11639, Auto., Customs duties and taxes, including tax expenditures	01 1 04 105	4,521,218,897.00	-	4,521,218,897.00	4,521,218,897.00				4,521,218,897.00		2,576,551,318.00	1,944,667,579.00		4,521,218,897.00	-	-
Maintenance and Other Operating Expenses Capital Outlay	50200000 00 50600000 00	4,521,218,897.00	-	4,521,218,897.00	4,521,218,897.00		-	-	4,521,218,897.00	-	2,576,551,318.00	1,944,667,579.00	-	4,521,218,897.00	-	-
Total		4,521,218,897.00	-	4,521,218,897.00	4,521,218,897.00		-	-	4,521,218,897.00	-	2,576,551,318.00	1,944,667,579.00	-	4,521,218,897.00	-	-
F.2 FY 2022 RA 11639, Auto., Special Account - Locally Funded/Domestic Grants Fund, Automatic Appropriations Bangko Sentral ng Pilipinas Equity Infusion																
Maintenance and Other Operating Expenses Capital Outlay	03 1 04 396 50200000 00 50600000 00	10,000,000,000.00	-	10,000,000,000.00	10,000,000,000.00				10,000,000,000.00	-	-	-	-	-	-	-
Total		10,000,000,000.00	-	10,000,000,000.00	10,000,000,000.00		-	-	10,000,000,000.00	-	-	-	-	-	-	-
F.3 FY 2022 RA 11639, Special Account - Foreign Assisted/Foreign Grants Fund, Automatic Appropriations																
Maintenance and Other Operating Expenses Capital Outlay	04 1 04 163 50200000 00 50600000 00	388,664,637.00	-	388,664,637.00	388,664,637.00				388,664,637.00	-	-	-	-	-	-	-
Total		388,664,637.00	-	388,664,637.00	388,664,637.00		-	-	388,664,637.00	-	-	-	-	-	-	-
TOTAL, AUTOMATIC APPROPRIATIONS																
Maintenance and Other Operating Expenses Capital Outlay	-	14,909,883,534.00	-	14,909,883,534.00	14,909,883,534.00		-	-	14,909,883,534.00	-	2,576,551,318.00	1,944,667,579.00	-	4,521,218,897.00	-	-
Total		4,909,883,534.00	-	4,909,883,534.00	4,909,883,534.00		-	-	4,909,883,534.00	-	2,576,551,318.00	1,944,667,579.00	-	4,521,218,897.00	-	-
G. UNPROGRAMMED FUND																

CY 2022 STATEMENT OF APPROPRIATIONS,
ALLOTMENTS, OBLIGATIONS, DISBURSEMENTS AND
BALANCES (SAAODB)

As of September 30, 2022

Department : Department of Finance
Agency : BUREAU OF THE TREASURY
Operating Unit : BTR NG OVERSIGHT
Organization Code : 11-005-00-00000
Funding Source : Fund Cluster 01_RA Fund
Fund Cluster 02_FAP Fund
Fund Cluster 03_FAP Fund

FAR No. 1_BTR NG OVERSIGHT_BSGC			
	X		New General Appropriations
	X		Continuing Appropriations
	X		Automatic Appropriations
	X		Unprogrammed Funds
	X		Supplemental Appropriation

PARTICULARS	UACS CODE	APPROPRIATIONS			ALLOTMENTS					CURRENT YEAR OBLIGATIONS				
		Authorized Appropriation	Adjustments	Adjusted Appropriation	Allotments received	Adjustments	Transfer to	Transfer from	Adjusted Total Allotments	1st Quarter	2nd Quarter	3rd Quarter	4th Quarter	TOTAL
1	2	3	4	5=3+4	6	7	8	9	10=6+7-8+9	11	12	13	14	15=11+14
G.1 FY 2022 RA 11639, Unprogrammed Fund - BSGC	01 1 05 427													
Maintenance and Other Operating Expenses	502000000 00	2,500,000,000.00		2,500,000,000.00	2,500,000,000.00				2,500,000,000.00	2,500,000,000.00				2,500,000,000.00
Capital Outlay	506000000 00			-					-					-
Total		2,500,000,000.00		2,500,000,000.00	2,500,000,000.00		-	-	2,500,000,000.00	2,500,000,000.00	-			2,500,000,000.00
G.2 FY 2022 RA 11639, Unprogrammed Fund - Support to Foreign-Assisted Projects	01 1 05 428													
Maintenance and Other Operating Expenses	502000000 00	111,252,000.00		111,252,000.00	111,252,000.00				111,252,000.00		5,525,300.00			5,525,300.00
Capital Outlay	506000000 00			-					-					-
Total		111,252,000.00		111,252,000.00	111,252,000.00		-	-	111,252,000.00		5,525,300.00			5,525,300.00
G.3 FY 2021 RA 11518, Continuing Appro - Support to Foreign-Assisted Projects	01 1 02 428													
Maintenance and Other Operating Expenses	502000000 00		546,263,228.00	546,263,228.00		546,263,228.00			546,263,228.00	133,511,108.00	91,703,637.73			225,214,745.73
Capital Outlay	506000000 00			-					-					-
Total			546,263,228.00	546,263,228.00		546,263,228.00		-	546,263,228.00	133,511,108.00	91,703,637.73			225,214,745.73
TOTAL, UNPROGRAMMED FUND														
Maintenance and Other Operating Expenses		2,611,252,000.00	546,263,228.00	3,157,515,228.00	2,611,252,000.00	546,263,228.00	-	-	3,157,515,228.00	2,633,511,108.00	97,228,937.73			2,730,740,045.73
Capital Outlay				-					-					-
GRAND TOTAL														
Maintenance and Other Operating Expenses		181,143,716,490.00	20,123,491,044.08	201,267,207,534.08	164,332,712,445.00	20,123,491,044.08	-	-	184,456,203,489.08	16,116,965,436.26	37,454,995,336.20	48,722,842,152.39		102,294,802,924.85
Capital Outlay		170,425,334,490.00	19,513,804,319.08	189,939,138,809.08	153,622,830,445.00	19,513,804,319.08	-	-	173,136,634,764.08	16,043,365,080.26	37,368,824,594.20	48,650,861,531.39		102,063,051,205.85
		10,718,382,000.00	609,686,725.00	11,328,068,725.00	10,709,882,000.00	609,686,725.00	-	-	11,319,568,725.00	73,600,366.00	86,170,742.00	71,980,621.00		231,751,719.00
SUMMARY														
A. New General Appropriations														
Regular Agency Fund (01)	502000000 00	158,874,124,000.00		158,874,124,000.00	143,538,241,100.00		-	-	143,538,241,100.00	12,284,037,355.00	32,329,363,764.00	43,577,577,783.00		88,190,978,902.00
Maintenance and Other Operating Expenses		673,493,000.00		673,493,000.00	664,993,000.00		-	-	664,993,000.00			14,370,272.00		14,370,272.00
Capital Outlay	506000000 00			-					-					-
Total		159,547,617,000.00		159,547,617,000.00	144,203,234,100.00		-	-	144,203,234,100.00	12,284,037,355.00	32,329,363,764.00	43,591,948,055.00		88,205,346,174.00

CY 2022 STATEMENT OF APPROPRIATIONS,
ALLOTMENTS, OBLIGATIONS, DISBURSEMENTS AND
BALANCES (SAAODB)

As of September 30, 2022

Department : Department of Finance
Agency : BUREAU OF THE TREASURY
Operating Unit : BTR NG OVERSIGHT
Organization Code : 11-005-00-00000
Funding Source : Fund Cluster 01_RA Fund
Fund Cluster 02_FAP Fund
Fund Cluster 03_FAP Fund

FAR No. 1_BTR NG OVERSIGHT_BSGC
X
X
X
X
X
X
New General Appropriations
Continuing Appropriations
Automatic Appropriations
Unprogrammed Funds
Supplemental Appropriation

PARTICULARS	UACS CODE	APPROPRIATIONS			ALLOTMENTS					CURRENT YEAR OBLIGATIONS				
		Authorized Appropriation	Adjustments	Adjusted Appropriation	Allotments received	Adjustments	Tran- sfer To	Tran- sfer From	Adjusted Total Allotments	1st Quarter	2nd Quarter	3rd Quarter	4th Quarter	TOTAL
1	2	3	4	5=3+4	6	7	8	9	10=6+7-8+9	11	12	13	14	15=11+14
Foreign Assisted Projects Fund (02)														
Maintenance and Other Operating Expenses	502000000 00	723,601,000.00	-	723,601,000.00	723,601,000.00	-	-	-	723,601,000.00	12,500,000.00	4,000,000.00	441,827,042.99	-	458,327,042.99
Capital Outlay	506000000 00	-	-	-	-	-	-	-	-	-	-	-	-	-
Total		723,601,000.00	-	723,601,000.00	723,601,000.00	-	-	-	723,601,000.00	12,500,000.00	4,000,000.00	441,827,042.99	-	458,327,042.99
Continuing Appropriation														
Maintenance and Other Operating Expenses	502000000 00	1,610,838,545.00	18,477,120,518.08	20,087,959,063.08	144,217,400.00	18,477,120,518.08	-	-	18,621,337,918.08	1,065,416,862.26	994,867,210.47	2,488,880,911.40	-	4,549,164,874.13
Capital Outlay	506000000 00	44,889,000.00	609,686,725.00	654,575,725.00	44,889,000.00	609,686,725.00	-	-	654,575,725.00	73,600,356.00	86,170,742.00	57,610,349.00	-	217,381,447.00
Total		1,655,727,545.00	19,086,807,243.08	20,742,534,788.08	189,106,400.00	19,086,807,243.08	-	-	19,275,913,643.08	1,139,017,208.26	1,081,037,952.47	2,546,491,260.40	-	4,766,546,421.13
Total, New General Appropriation		161,926,945,545.00	19,086,807,243.08	181,013,752,788.08	145,115,941,500.00	19,086,807,243.08	-	-	164,202,748,743.08	13,435,554,563.26	33,414,401,716.47	46,560,266,358.39	-	93,430,222,638.12
C. Special Purpose Funds														
Maintenance and Other Operating Expenses	502000000 00	1,657,423,411.00	490,317,288.00	2,147,740,699.00	1,657,423,411.00	490,317,288.00	-	-	2,147,740,699.00	47,899,765.00	1,366,813,364.00	159,696,215.00	-	1,574,409,344.00
Capital Outlay	506000000 00	-	-	-	-	-	-	-	-	-	-	-	-	-
Total, Continuing		1,657,423,411.00	490,317,288.00	2,147,740,699.00	1,657,423,411.00	490,317,288.00	-	-	2,147,740,699.00	47,899,765.00	1,366,813,364.00	159,696,215.00	-	1,574,409,344.00
D. Contingent Funds														
Maintenance and Other Operating Expenses	502000000 00	-	103,285.00	103,285.00	-	103,285.00	-	-	103,285.00	-	-	-	-	-
Capital Outlay	506000000 00	-	-	-	-	-	-	-	-	-	-	-	-	-
Total, Continuing		-	103,285.00	103,285.00	-	103,285.00	-	-	103,285.00	-	-	-	-	-
E. BSGC Others														
Maintenance and Other Operating Expenses	502000000 00	38,212,000.00	-	38,212,000.00	38,212,000.00	-	-	-	38,212,000.00	-	-	38,212,000.00	-	38,212,000.00
Capital Outlay	506000000 00	-	-	-	-	-	-	-	-	-	-	-	-	-
Total, Continuing		38,212,000.00	-	38,212,000.00	38,212,000.00	-	-	-	38,212,000.00	-	-	38,212,000.00	-	38,212,000.00
F. Automatic Appropriations														
Maintenance and Other Operating Expenses	502000000 00	4,909,883,534.00	-	4,909,883,534.00	4,909,883,534.00	-	-	-	4,909,883,534.00	-	2,576,551,318.00	1,944,667,579.00	-	4,521,218,897.00

CY 2022 STATEMENT OF APPROPRIATIONS,
ALLOTMENTS, OBLIGATIONS, DISBURSEMENTS AND
BALANCES (SAADB)

As of September 30, 2022

Department : Department of Finance
Agency : BUREAU OF THE TREASURY
Operating Unit : BTR NG OVERSIGHT
Organization Code : 11-005-00-00000
Funding Source : Fund Cluster 01_RA Fund
Fund Cluster 02_FAP Fund
Fund Cluster 03_FAP Fund

FAR No. 1_BTR NG OVERSIGHT_BSGC				
	X			New General Appropriations
	X			Continuing Appropriations
	X			Automatic Appropriations
	X			Unprogrammed Funds
	X			Supplemental Appropriation

PARTICULARS	UACS CODE	APPROPRIATIONS				ALLOTMENTS				CURRENT YEAR OBLIGATIONS					
		Authorized Appropriation	Adjustments	Adjusted Appropriation 5=3+4	Allotments received	Adjustments	Transfer to	Transfer from	Adjusted Total Allotments 10=6+7+8+9	1st Quarter	2nd Quarter	3rd Quarter	4th Quarter	TOTAL 15=11:14	
1	2	3	4	5=3+4	6	7	8	9	10=6+7+8+9	11	12	13	14	15=11:14	
Capital Outlay	50600000 00	10,000,000,000.00	-	10,000,000,000.00	10,000,000,000.00	-	-	-	10,000,000,000.00	-	-	-	-	-	-
Total, Automatic		14,909,883,534.00	-	14,909,883,534.00	14,909,883,534.00	-	-	-	14,909,883,534.00	-	2,576,561,318.00	1,944,667,579.00	-	4,521,218,897.00	-
G. Unprogrammed Fund	05														
	Maintenance and Other Operating Expenses	2,611,252,000.00	546,263,228.00	3,157,515,228.00	2,611,252,000.00	546,263,228.00	-	-	3,157,515,228.00	2,633,511,108.00	97,228,937.73	-	-	2,730,740,045.73	-
	Capital Outlay	-	-	-	-	-	-	-	-	-	-	-	-	-	-
Total, Automatic		2,611,252,000.00	546,263,228.00	3,157,515,228.00	2,611,252,000.00	546,263,228.00	-	-	3,157,515,228.00	2,633,511,108.00	97,228,937.73	-	-	2,730,740,045.73	-
GRAND TOTAL		181,143,716,480.00	20,123,491,044.08	201,267,207,534.08	164,332,712,445.00	20,123,491,044.08	-	-	184,456,203,489.08	16,116,965,436.26	37,454,995,336.20	48,722,842,152.39	-	102,294,802,924.85	-
Maintenance and Other Operating Expenses		170,425,334,490.00	19,513,804,319.08	189,939,138,809.08	153,622,830,445.00	19,513,804,319.08	-	-	173,136,634,764.08	16,043,365,080.26	37,368,824,594.20	48,650,861,531.39	-	102,063,051,205.85	-
Capital Outlay		10,718,382,000.00	609,686,725.00	11,328,068,725.00	10,709,882,000.00	609,686,725.00	-	-	11,319,568,725.00	73,600,356.00	86,170,742.00	71,980,621.00	-	231,751,719.00	-
		-	-	-	-	-	-	-	-	-	-	-	-	-	-

CY 2022 STATEMENT OF APPROPRIATIONS,
ALLOTMENTS, OBLIGATIONS, DISBURSEMENTS AND
BALANCES (SAADB)

As of September 30, 2022

Department : Department of Finance
Agency : BUREAU OF THE TREASURY
Operating Unit : BTR NG OVERSIGHT
Organization Code : 11-005-00-00000
Funding Source : Fund Cluster 01_RA Fund
Fund Cluster 02_FAP Fund
Fund Cluster 03_FAP Fund

X
X
X
X

FAR No. 1_BTR NG OVERSIGHT_BSGC

New General Appropriations
Continuing Appropriations
Automatic Appropriations
Unprogrammed Funds
Supplemental Appropriation

PARTICULARS	UACS CODE	CURRENT YEAR DISBURSEMENTS					BALANCES			
		1st Quarter	2nd Quarter	3rd Quarter	4th Quarter	TOTAL	Unreleased Appropriations	Unobligated Allotments	Unpaid Obligations	
									(15-20)	(23+24)
		16	17	18	19	20 = 16+19	21=5-10	22=10-15	Due and Demandable	Not Yet Due and Demandable
1	2								23	24
A. NEW GENERAL APPROPRIATIONS										
A.1 BUDGETARY SUPPORT TO GOVERNMENT CORPORATIONS										
Regular Agency Fund (01)										
A.1.a FY 2022 RA 11639, Budgetary Support to Government Corporations										
Maintenance and Other Operating Expenses	01 1 01 277	12,284,037,355.00	32,329,363,764.00	43,577,577,783.00		88,190,978,902.00	15,335,882,900.00	55,347,262,198.00	-	-
Capital Outlay	50800000 00					-	-	-	-	-
Total		12,284,037,355.00	32,329,363,764.00	43,577,577,783.00	-	88,190,978,902.00	15,335,882,900.00	55,347,262,198.00	-	-
A.1.b FY 2022 RA 11639, Equity Contribution										
Maintenance and Other Operating Expenses	01 1 01 276			-		-	-	-	-	-
Capital Outlay	50200000 00			14,370,272.00		14,370,272.00	8,500,000.00	650,622,728.00	-	-
Total	50800000 00			14,370,272.00		14,370,272.00	8,500,000.00	650,622,728.00	-	-
Total, Regular Agency Fund		12,284,037,355.00	32,329,363,764.00	43,591,948,055.00	-	88,205,349,174.00	15,344,382,900.00	55,997,884,926.00	-	-
Foreign - Assisted Projects Fund (02)										
A.1.c FY 2022 RA 11639, Foreign Assisted Projects Fund - GoP Counterpart Funds										
Maintenance and Other Operating Expenses	02 1 01 151	12,500,000.00	4,000,000.00	17,500,000.00		34,000,000.00	-	16,000,000.00	-	-
Capital Outlay	50800000 00					-	-	-	-	-
Total		12,500,000.00	4,000,000.00	17,500,000.00	-	34,000,000.00	-	16,000,000.00	-	-
A.1.d FY 2022 RA 11639, Foreign Assisted Projects Fund - China										
Maintenance and Other Operating Expenses	02 1 01 157			424,327,042.99		424,327,042.99	-	249,273,957.01	-	-

CY 2022 STATEMENT OF APPROPRIATIONS,
ALLOTMENTS, OBLIGATIONS, DISBURSEMENTS AND
BALANCES (SAAODB)

As of September 30, 2022

Department : Department of Finance
Agency : BUREAU OF THE TREASURY
Operating Unit : BTR NG OVERSIGHT
Organization Code : 11-005-00-00000
Funding Source : Fund Cluster 01_RA Fund
Fund Cluster 02_FAP Fund
Fund Cluster 03_FAP Fund

X
X
X
X

FAR No. 1_BTR NG OVERSIGHT_BSGC

New General Appropriations
Continuing Appropriations
Automatic Appropriations
Unprogrammed Funds
Supplemental Appropriation

PARTICULARS	UACS CODE	CURRENT YEAR DISBURSEMENTS					BALANCES			
		1st Quarter	2nd Quarter	3rd Quarter	4th Quarter	TOTAL	Unreleased Appropriations	Unobligated Allotments	Unpaid Obligations	
									Due and Demandable	Not Yet Due and Demandable
1	2	16	17	18	19	20 = 16-19	21=5-10	22=10-15	23	24
Capital Outlay	50600000 00									
Total		-	-	424,327,042.99	-	424,327,042.99	-	-	249,273,957.01	-
Total, Foreign Assisted Projects Funds										
		12,500,000.00	4,000,000.00	441,827,042.99	-	458,327,042.99	-	265,273,957.01	-	-
SUB - TOTAL, BUDGETARY SUPPORT TO GOCC										
Maintenance and Other Operating Expenses		12,296,537,355.00	32,333,363,764.00	44,033,775,097.99	-	88,663,676,216.99	15,344,382,900.00	56,263,158,883.01	-	-
Capital Outlay		12,296,537,355.00	32,333,363,764.00	44,019,404,825.99	-	88,649,305,944.99	15,335,882,900.00	55,612,536,155.01	-	-
		-	-	14,370,272.00	-	14,370,272.00	8,500,000.00	650,622,728.00	-	-
A.2 BUDGETARY SUPPORT TO GOVERNMENT CORPORATIONS										
Continuing Appropriation (02)										
A.2.a FY 2021 RA 11518, Budgetary Support to Government Corporations	01 1 02 276									
Maintenance and Other Operating Expenses	50200000 00	73,600,356.00	86,170,742.00	57,610,349.00		217,381,447.00	-	-	-	-
Capital Outlay	50600000 00	73,600,356.00	86,170,742.00	57,610,349.00	-	217,381,447.00	-	437,194,278.00	-	-
Total										
A.2.b FY 2021 RA 11518, Budgetary Support to Government Corporations	01 1 02 277									
Maintenance and Other Operating Expenses	50200000 00	728,380,285.00	703,028,357.00	2,348,574,332.00		3,779,982,974.00	1,466,621,145.00	13,853,927,609.00	-	-
Capital Outlay	50600000 00	728,380,285.00	703,028,357.00	2,348,574,332.00	-	3,779,982,974.00	1,466,621,145.00	13,853,927,609.00	-	-
Total										
Foreign - Assisted Projects Fund (02)										
A.2.c FY 2021 RA 11518, Foreign Assisted Projects Fund - China	02 1 02 157									
Maintenance and Other Operating Expenses	50200000 00	278,725,457.69	-	140,306,579.40		419,032,037.09	-	-	-	-

CY 2022 STATEMENT OF APPROPRIATIONS,
ALLOTMENTS, OBLIGATIONS, DISBURSEMENTS AND
BALANCES (SAAOB)

As of September 30, 2022

Department : Department of Finance
Agency : BUREAU OF THE TREASURY
Operating Unit : BTR NG OVERSIGHT
Organization Code : 11-005-00-00000
Funding Source : Fund Cluster 01_RA Fund
Fund Cluster 02_FAP Fund
Fund Cluster 03_FAP Fund

X
X
X
X

FAR No. 1_BTR NG OVERSIGHT_BSGC

New General Appropriations
Continuing Appropriations
Automatic Appropriations
Unprogrammed Funds
Supplemental Appropriation

PARTICULARS	UACS CODE	CURRENT YEAR DISBURSEMENTS					BALANCES			
		1st Quarter	2nd Quarter	3rd Quarter	4th Quarter	TOTAL	Unreleased Appropriations	Unobligated Allotments	Unpaid Obligations	
		16	17	18	19	20 = 16-19	21=5-10	22=10-15	(15-20) Due and Demandable	(23+24) Not Yet Due and Demandable
Capital Outlay	2	16	17	18	19	20 = 16-19	21=5-10	22=10-15	23	24
Total	50900000 00	278,725,457.89	-	140,306,579.40	-	419,032,037.09	-	-	-	-
A.2.d FY 2021 RA 11518, Foreign Assisted Projects Fund - Korea	02 1 02 168	58,311,109.57	291,838,853.47	-	-	350,149,963.04	-	218,245,334.95	-	-
Maintenance and Other Operating Expenses	50200000 00	58,311,109.57	291,838,853.47	-	-	350,149,963.04	-	218,245,334.95	-	-
Capital Outlay	50600000 00	58,311,109.57	291,838,853.47	-	-	350,149,963.04	-	218,245,334.95	-	-
Total		58,311,109.57	291,838,853.47	-	-	350,149,963.04	-	218,245,334.95	-	-
Total, Foreign Assisted Projects Funds		337,036,567.26	291,838,853.47	140,306,579.40	-	769,182,000.13	-	218,245,334.95	-	-
Total, Continuing Appropriation		1,139,017,208.26	1,081,037,992.47	2,546,491,260.40	-	4,766,546,421.13	1,466,621,145.00	14,509,367,221.95	-	-
TOTAL, NEW GENERAL APPROPRIATIONS		13,435,554,563.28	33,414,401,716.47	46,580,266,358.39	-	93,430,222,638.12	16,811,004,045.00	70,772,526,104.96	-	-
Maintenance and Other Operating Expenses		13,361,954,207.26	33,328,230,974.47	46,508,285,737.39	-	93,198,470,919.12	16,802,504,045.00	69,684,709,098.96	-	-
Capital Outlay		73,600,356.00	86,170,742.00	71,980,621.00	-	231,751,719.00	8,500,000.00	1,087,817,006.00	-	-
C. SPECIAL PURPOSE FUNDS		-	-	-	-	-	-	-	-	-
C.1 FY 2021 RA 11518 - Cont., National Disaster Risk Reduction and Management Fund (Calamity Fund)	01 1 02 401	47,899,765.00	60,172,664.00	159,696,215.00	-	267,768,644.00	-	222,548,644.00	-	-
Maintenance and Other Operating Expenses	50200000 00	47,899,765.00	60,172,664.00	159,696,215.00	-	267,768,644.00	-	222,548,644.00	-	-
Capital Outlay	50600000 00	47,899,765.00	60,172,664.00	159,696,215.00	-	267,768,644.00	-	222,548,644.00	-	-
Total		47,899,765.00	60,172,664.00	159,696,215.00	-	267,768,644.00	-	222,548,644.00	-	-
C.2 FY 2022 RA 11639 - National Disaster Risk Reduction and Management Fund (Calamity Fund)	01 1 01 401	-	1,306,640,700.00	-	-	1,306,640,700.00	-	350,782,711.00	-	-
Maintenance and Other Operating Expenses	50200000 00	-	1,306,640,700.00	-	-	1,306,640,700.00	-	350,782,711.00	-	-
Capital Outlay	50600000 00	-	1,306,640,700.00	-	-	1,306,640,700.00	-	350,782,711.00	-	-
Total		-	1,306,640,700.00	-	-	1,306,640,700.00	-	350,782,711.00	-	-
TOTAL, SPECIAL PURPOSE FUNDS		47,899,765.00	1,366,813,364.00	159,696,215.00	-	1,574,409,344.00	-	573,331,355.00	-	-
Maintenance and Other Operating Expenses		47,899,765.00	1,366,813,364.00	159,696,215.00	-	1,574,409,344.00	-	573,331,355.00	-	-

CY 2022 STATEMENT OF APPROPRIATIONS,
ALLOTMENTS, OBLIGATIONS, DISBURSEMENTS AND
BALANCES (SAODB)

As of September 30, 2022

Department : Department of Finance
Agency : BUREAU OF THE TREASURY
Operating Unit : BTR NG OVERSIGHT
Organization Code : 11-005-00-00000
Funding Source : Fund Cluster 01_RA Fund
Fund Cluster 02_FAP Fund
Fund Cluster 03_FAP Fund

	X
	X
	X
	X

FAR No. 1_BTR NG OVERSIGHT_BSGC

New General Appropriations
Continuing Appropriations
Automatic Appropriations
Unprogrammed Funds
Supplemental Appropriation

PARTICULARS	UACS CODE	CURRENT YEAR DISBURSEMENTS					BALANCES			
		1st Quarter	2nd Quarter	3rd Quarter	4th Quarter	TOTAL	Unreleased Appropriations	Unobligated Allotments	Unpaid Obligations	
									Due and Demandable	Not Yet Due and Demandable
Capital Outlay	2	16	17	18	19	20 = 16:19	21=5-10	22=10-15	23	24
D. CONTINGENT FUND										
D.2 FY 2021 RA 11518, Contingent Fund, Continuing Appropriation										
Maintenance and Other Operating Expenses	01 1 02 402						-			
Capital Outlay	50200000 00					-	-	103,285.00	-	
	50600000 00					-	-		-	
Total						-	-	103,285.00	-	
TOTAL, CONTINGENT FUND										
Maintenance and Other Operating Expenses						-	-	103,285.00	-	
Capital Outlay						-	-	103,285.00	-	
E. BSGC - OTHERS										
E.1 FY 2022 RA 11639 - BSGC - Others										
Maintenance and Other Operating Expenses	01 1 01 412						-		-	
Capital Outlay	50200000 00			28,606,000.00		28,606,000.00	-	-	-	
	50600000 00					-	-		-	
Total				28,606,000.00		28,606,000.00	-	-	-	
E.1 FY 2021 RA 11518 - BSGC - Others										
Maintenance and Other Operating Expenses	01 1 02 412						-		-	
Capital Outlay	50200000 00			9,606,000.00		9,606,000.00	-	-	-	
	50600000 00			9,606,000.00		9,606,000.00	-	-	-	
Total							-	-	-	
TOTAL, BSGC - OTHERS										
				36,212,000.00		36,212,000.00	-	-	-	

CY 2022 STATEMENT OF APPROPRIATIONS,
ALLOTMENTS, OBLIGATIONS, DISBURSEMENTS AND
BALANCES (SAOQB)

As of September 30, 2022

Department : Department of Finance
Agency : BUREAU OF THE TREASURY
Operating Unit : BTR NG OVERSIGHT
Organization Code : 11-005-00-00000
Funding Source : Fund Cluster 01_RA Fund
Fund Cluster 02_FAP Fund
Fund Cluster 03_FAP Fund

X
X
X
X

FAR No. 1_BTR NG OVERSIGHT_BSGC

New General Appropriations
Continuing Appropriations
Automatic Appropriations
Unprogrammed Funds
Supplemental Appropriation

PARTICULARS	UACS CODE	CURRENT YEAR DISBURSEMENTS						BALANCES			
		1st Quarter 16	2nd Quarter 17	3rd Quarter 18	4th Quarter 19	TOTAL 20 = 16+19	Unreleased Appropriations 21=5-10	Unobligated Allotments 22=10-15	Unpaid Obligations		
									(15-20)	(23+24)	
									Due and Demandable 23	Not Yet Due and Demandable 24	
1 Maintenance and Other Operating Expenses Capital Outlay	2	-	-	38,212,000.00	-	38,212,000.00	-	-	-	-	-
F. AUTOMATIC APPROPRIATIONS											
F.1 FY 2022 RA 11639, Auto., Customs duties and taxes, Including tax expenditures	01 1 04 105										
Maintenance and Other Operating Expenses	50200000 00		2,576,551,318.00	1,944,667,579.00		4,521,218,897.00	-	-	-	-	-
Capital Outlay	50800000 00						-	-	-	-	-
Total		-	2,576,551,318.00	1,944,667,579.00	-	4,521,218,897.00	-	-	-	-	-
F.2 FY 2022 RA 11639, Auto., Special Account - Locally Funded/Domestic Grants Fund, Automatic Appropriations											
Bangko Sentral ng Pilipinas Equity Infusion	03 1 04 396										
Maintenance and Other Operating Expenses	50200000 00						-	-	-	-	-
Capital Outlay	50800000 00						-	10,000,000,000.00	-	-	-
Total		-	-	-	-	-	-	10,000,000,000.00	-	-	-
F.3 FY 2022 RA 11639, Special Account - Foreign Assisted/Foreign Grants Fund, Automatic Appropriations											
04 1 04 163											
Maintenance and Other Operating Expenses	50200000 00						-	388,664,637.00	-	-	-
Capital Outlay	50800000 00						-	-	-	-	-
Total		-	-	-	-	-	-	388,664,637.00	-	-	-
TOTAL, AUTOMATIC APPROPRIATIONS											
	-	-	2,576,551,318.00	1,944,667,579.00	-	4,521,218,897.00	-	10,388,664,637.00	-	-	-
Maintenance and Other Operating Expenses		-					-	388,664,637.00	-	-	-
Capital Outlay		-	2,576,551,318.00	1,944,667,579.00	-	4,521,218,897.00	-	10,000,000,000.00	-	-	-
		-	-	-	-	-	-	-	-	-	-
G. UNPROGRAMMED FUND											

CY 2022 STATEMENT OF APPROPRIATIONS,
ALLOTMENTS, OBLIGATIONS, DISBURSEMENTS AND
BALANCES (SAAODB)

As of September 30, 2022

Department : Department of Finance
Agency : BUREAU OF THE TREASURY
Operating Unit : BTR NG OVERSIGHT
Organization Code : 11-005-00-00000
Funding Source : Fund Cluster 01_RA Fund
Fund Cluster 02_FAP Fund
Fund Cluster 03_FAP Fund

X
X
X
X

FAR No. 1_BTR NG OVERSIGHT_BSGC

New General Appropriations
Continuing Appropriations
Automatic Appropriations
Unprogrammed Funds
Supplemental Appropriation

PARTICULARS	UACS CODE	CURRENT YEAR DISBURSEMENTS					BALANCES			
		1st Quarter	2nd Quarter	3rd Quarter	4th Quarter	TOTAL	Unreleased Appropriations	Unobligated Allotments	Unpaid Obligations	
		16	17	18	19	20 = 16-19			(15-20) Due and Demandable	(23+24) Not Yet Due and Demandable
1	2						21=5-10	22=10-15	23	24
G.1 FY 2022 RA 11639, Unprogrammed Fund - BSGC	01 1 05 427									
Maintenance and Other Operating Expenses	50200000 00	2,500,000,000.00				2,500,000,000.00	-	-	-	-
Capital Outlay	50600000 00					-	-	-	-	-
Total		2,500,000,000.00	-	-	-	2,500,000,000.00	-	-	-	-
G.2 FY 2022 RA 11639, Unprogrammed Fund - Support to Foreign-Assisted Projects	01 1 05 428									
Maintenance and Other Operating Expenses	50200000 00		5,525,300.00			5,525,300.00	-	105,726,700.00	-	-
Capital Outlay	50600000 00					-	-	-	-	-
Total		-	5,525,300.00	-	-	5,525,300.00	-	105,726,700.00	-	-
G.3 FY 2021 RA 11518, Continuing Appro - Support to Foreign-Assisted Projects	01 1 02 428									
Maintenance and Other Operating Expenses	50200000 00	133,511,107.43	91,703,638.30			225,214,745.73	-	321,048,482.27	(0.00)	-
Capital Outlay	50600000 00					-	-	-	-	-
Total		133,511,107.43	91,703,638.30	-	-	225,214,745.73	-	321,048,482.27	(0.00)	-
TOTAL, UNPROGRAMMED FUND	-	2,633,511,107.43	97,228,938.30	-	-	2,730,740,045.73	-	426,775,182.27	-	-
Maintenance and Other Operating Expenses		2,633,511,107.43	97,228,938.30	-	-	2,730,740,045.73	-	426,775,182.27	-	-
Capital Outlay		-	-	-	-	-	-	-	-	-
GRAND TOTAL		16,116,965,435.69	37,454,995,336.77	48,722,842,152.39	-	102,294,802,924.85	16,811,004,045.00	82,161,400,564.23	-	-
Maintenance and Other Operating Expenses		16,043,365,079.69	37,368,824,594.77	48,650,861,531.39	-	102,063,051,205.85	16,802,504,045.00	71,073,583,558.23	-	-
Capital Outlay		73,600,356.00	86,170,742.00	71,980,621.00	-	231,751,719.00	8,500,000.00	11,087,817,006.00	-	-
SUMMARY									0.00	-
A. New General Appropriations										
Regular Agency Fund (01)										
Maintenance and Other Operating Expenses	50200000 00	12,284,037,355.00	32,329,363,764.00	43,577,577,783.00	-	88,190,978,902.00	15,335,882,900.00	55,347,262,195.00	-	-
Capital Outlay	50600000 00	-	-	14,370,272.00	-	14,370,272.00	8,500,000.00	650,622,728.00	-	-
Total		12,284,037,355.00	32,329,363,764.00	43,591,948,055.00	-	88,205,349,174.00	15,344,382,900.00	55,997,884,826.00	-	-

CY 2022 STATEMENT OF APPROPRIATIONS,
ALLOTMENTS, OBLIGATIONS, DISBURSEMENTS AND
BALANCES (SAAODB)

As of September 30, 2022

Department : Department of Finance
Agency : BUREAU OF THE TREASURY
Operating Unit : BTR NG OVERSIGHT
Organization Code : 11-005-00-00000
Funding Source : Fund Cluster 01_RA Fund
Fund Cluster 02_FAP Fund
Fund Cluster 03_FAP Fund

X
X
X
X

FAR NO. 1_BTR NG OVERSIGHT_BSGC

New General Appropriations
Continuing Appropriations
Automatic Appropriations
Unprogrammed Funds
Supplemental Appropriation

PARTICULARS	UACS CODE	CURRENT YEAR DISBURSEMENTS					BALANCES			
		1st Quarter	2nd Quarter	3rd Quarter	4th Quarter	TOTAL	Unreleased Appropriations	Unobligated Allotments	Unpaid Obligations	
		16	17	18	19	20 = 16-19			(15-20) Due and Demandable	(23+24) Not Yet Due and Demandable
1	2						21=5-10	22=10-15	23	24
Foreign Assisted Projects Fund (02)										
Maintenance and Other Operating Expenses	50200000 00	12,500,000.00	4,000,000.00	441,827,042.99	-	458,327,042.99	-	286,273,957.01	-	-
Capital Outlay	50800000 00	-	-	-	-	-	-	-	-	-
Total		12,500,000.00	4,000,000.00	441,827,042.99	-	458,327,042.99	-	286,273,957.01	-	-
Continuing Appropriation										
Maintenance and Other Operating Expenses	50200000 00	1,065,416,852.26	994,867,210.47	2,488,880,911.40	-	4,549,164,974.13	1,466,621,145.00	14,072,172,943.95	-	-
Capital Outlay	50600000 00	73,600,356.00	86,170,742.00	57,610,349.00	-	217,381,447.00	-	437,194,278.00	-	-
Total		1,139,017,208.26	1,081,037,952.47	2,546,491,260.40	-	4,766,546,421.13	1,466,621,145.00	14,509,367,221.95	-	-
Total, New General Appropriation		13,435,554,563.26	33,414,401,716.47	46,580,266,358.39	-	93,430,222,636.12	16,611,004,045.00	70,772,526,104.96	-	-
Special Purpose Funds										
Maintenance and Other Operating Expenses	50200000 00	47,899,765.00	1,366,813,364.00	159,696,215.00	-	1,574,409,344.00	-	573,331,355.00	-	-
Capital Outlay	50600000 00	-	-	-	-	-	-	-	-	-
Total, Continuing		47,899,765.00	1,366,813,364.00	159,696,215.00	-	1,574,409,344.00	-	573,331,355.00	-	-
Contingent Funds										
Maintenance and Other Operating Expenses	50200000 00	-	-	-	-	-	-	103,285.00	-	-
Capital Outlay	50600000 00	-	-	-	-	-	-	-	-	-
Total, Continuing		-	-	-	-	-	-	103,285.00	-	-
BSGC Others										
Maintenance and Other Operating Expenses	50200000 00	-	-	38,212,000.00	-	38,212,000.00	-	-	-	-
Capital Outlay	50600000 00	-	-	-	-	-	-	-	-	-
Total, Continuing		-	-	38,212,000.00	-	38,212,000.00	-	-	-	-
Automatic Appropriations										
Maintenance and Other Operating Expenses	50200000 00	-	2,576,551,318.00	1,944,667,579.00	-	4,521,218,897.00	-	388,664,637.00	-	-

CY 2022 STATEMENT OF APPROPRIATIONS,
ALLOTMENTS, OBLIGATIONS, DISBURSEMENTS AND
BALANCES (SAADB)

As of September 30, 2022

Department : Department of Finance
Agency : BUREAU OF THE TREASURY
Operating Unit : BTR NG OVERSIGHT
Organization Code : 11-005-00-00000
Funding Source : Fund Cluster 01_RA Fund
Fund Cluster 02_FAP Fund
Fund Cluster 03_FAP Fund

X
X
X
X

FAR No. 1_BTR NG OVERSIGHT_BSGC
New General Appropriations
Continuing Appropriations
Automatic Appropriations
Unprogrammed Funds
Supplemental Appropriation

PARTICULARS	UACS CODE	CURRENT YEAR DISBURSEMENTS					BALANCES			
		1st Quarter	2nd Quarter	3rd Quarter	4th Quarter	TOTAL	Unreleased Appropriations	Unobligated Allotments	Unpaid Obligations	
		16	17	18	19	20 = 16-19			(15-20) Due and Demandable	(23+24) Not Yet Due and Demandable
Capital Outlay	2	16	17	18	19	20 = 16-19	21=5-10	22=10-15	23	24
Total, Automatic	50600000 00	-	-	-	-	-	-	10,000,000,000.00	-	-
			2,576,551,318.00	1,944,667,579.00		4,521,218,897.00	-	10,388,664,937.00	-	-
G. Unprogrammed Fund	05									
Maintenance and Other Operating Expenses	50200000 00	2,633,511,107.43	97,228,938.30	-	-	2,730,740,045.73	-	426,775,182.27	-	-
Capital Outlay	50600000 00	-	-	-	-	-	-	-	-	-
Total, Automatic		2,633,511,107.43	97,228,938.30	-	-	2,730,740,045.73	-	426,775,182.27	-	-
GRAND TOTAL		16,116,965,435.69	37,454,995,336.20	48,722,842,152.39	-	102,294,802,924.85	16,611,004,045.00	82,161,400,564.23	-	-
Maintenance and Other Operating Expenses		16,043,365,073.69	37,368,824,594.77	48,650,861,531.39	-	102,063,051,205.85	16,602,504,045.00	71,073,583,558.23	-	-
Capital Outlay		73,600,356.00	86,170,742.00	71,980,621.00	-	231,751,719.00	8,500,000.00	11,087,817,006.00	-	-
		-		-	-	-	-	-	-	-

CY 2022 STATEMENT OF APPROPRIATIONS,
ALLOTMENTS, OBLIGATIONS, DISBURSEMENTS AND
BALANCES (SAAODB)

As of September 30, 2022

Department : Department of Finance
Agency : BUREAU OF THE TREASURY
Operating Unit : BTR NG OVERSIGHT
Organization Code : 11-005-00-00000
Funding Source : Fund Cluster 01_RA Fund
Fund Cluster 02_FAP Fund
Fund Cluster 03_FAP Fund


FAR No. 1_BTR NG OVERSIGHT_BSGC

X
X
X
X

New General Appropriations
Continuing Appropriations
Automatic Appropriations
Unprogrammed Funds
Supplemental Appropriation

PARTICULARS	UACS CODE	CURRENT YEAR DISBURSEMENTS					BALANCES			
		1st Quarter	2nd Quarter	3rd Quarter	4th Quarter	TOTAL	Unreleased Appropriations	Unobligated Allotments	Unpaid Obligations	
									(15-20)	(23+24)
									Due and Demandable	Not Yet Due and Demandable
1	2	16	17	18	19	20 = 16:19	21=5-10	22=10-15	23	24

Certified correct:


CYNTHIA C. AGBIN
CTOO II, Bureau Budget Division



AVELINA H. ZUMARRAGA
CTOO II, Miscellaneous Accounts Accounting Division


ROBERT D. ASPA
CTOO I, National Government Debt Accounting Division

Recommended by:


MARITES B. MASARAP
Director III, Accounting Service

Approved by:


EDUARDO ANTHONY G. MARIÑO, III
OIC - Deputy Treasurer of the Philippines