

National Government Outstanding Guaranteed Debt *

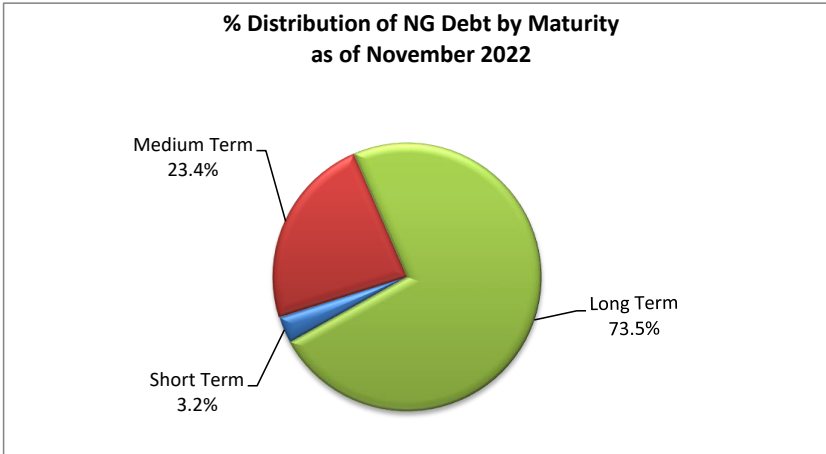
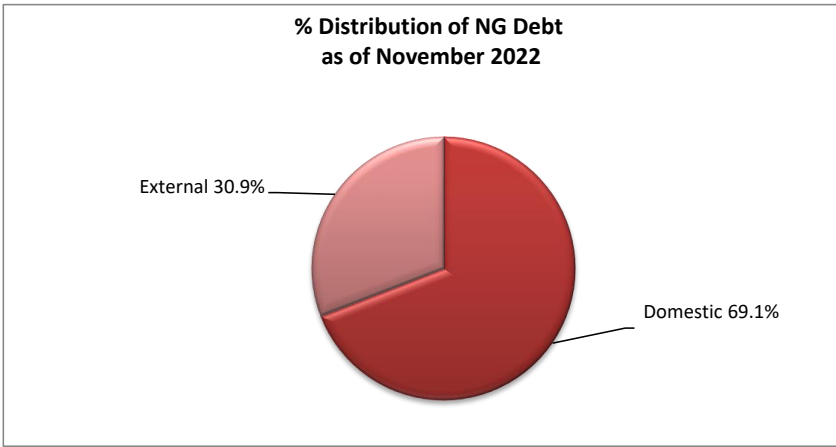
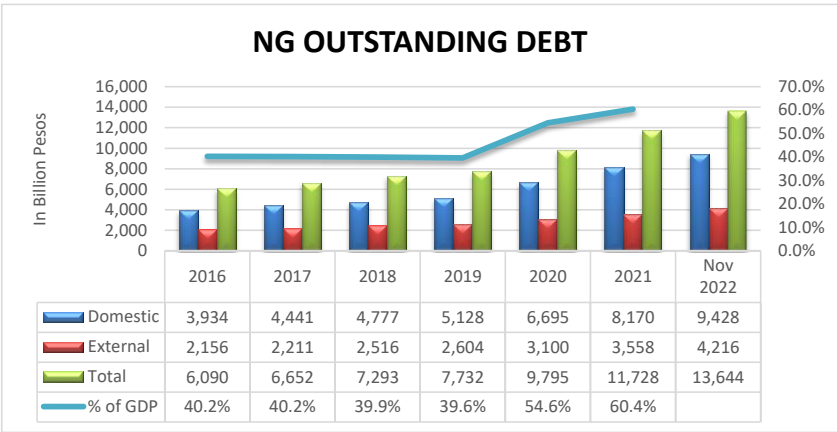
As of the Period Indicated

(In Million Pesos)

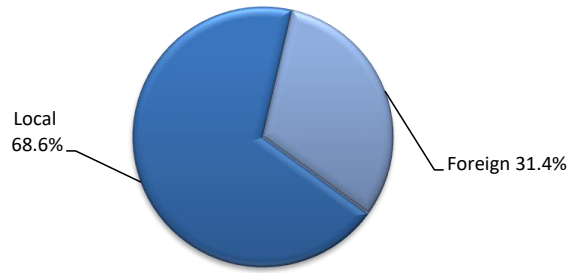
Particulars	CY 2016	CY 2017	CY 2018	CY 2019	CY 2020	CY 2021	CY 2022										
							Jan	Feb	Mar	Apr	May	June	July	Aug	Sep	Oct	Nov
TOTAL	<u>513,673</u>	<u>478,113</u>	<u>487,586</u>	<u>488,746</u>	<u>458,348</u>	<u>423,917</u>	<u>422,516</u>	<u>416,204</u>	<u>411,044</u>	<u>413,428</u>	<u>399,716</u>	<u>413,927</u>	<u>407,999</u>	<u>392,759</u>	<u>397,220</u>	<u>386,534</u>	<u>388,000</u>
Domestic	<u>233,369</u>	<u>197,517</u>	<u>197,537</u>	<u>260,764</u>	<u>254,423</u>	<u>195,075</u>	<u>192,957</u>	<u>188,890</u>	<u>188,135</u>	<u>194,292</u>	<u>185,885</u>	<u>195,224</u>	<u>186,657</u>	<u>182,231</u>	<u>182,218</u>	<u>174,920</u>	<u>179,579</u>
NG Direct Guarantee	233,233	197,381	197,401	260,628	254,287	194,939	192,821	188,754	187,999	194,156	185,749	195,088	186,521	182,095	182,082	174,784	179,443
Assumed GFI Guarantee	136	136	136	136	136	136	136	136	136	136	136	136	136	136	136	136	136
External	<u>280,304</u>	<u>280,596</u>	<u>290,049</u>	<u>227,982</u>	<u>203,925</u>	<u>228,842</u>	<u>229,559</u>	<u>227,314</u>	<u>222,909</u>	<u>219,136</u>	<u>213,831</u>	<u>218,703</u>	<u>221,342</u>	<u>210,528</u>	<u>215,002</u>	<u>211,614</u>	<u>208,421</u>
NG Direct Guarantee	276,049	276,322	285,553	223,637	199,816	224,482	225,185	222,919	218,470	214,661	209,349	214,003	216,613	205,727	209,991	206,654	203,583
Assumed GFI Guarantee	4,255	4,274	4,496	4,345	4,109	4,360	4,374	4,395	4,439	4,475	4,482	4,700	4,729	4,801	5,011	4,960	4,838
% of GDP																	
Total Guaranteed Debt	3.4%	2.9%	2.7%	2.5%	2.6%	2.2%			2.1%			2.0%			1.9%		
Domestic	1.5%	1.2%	1.1%	1.3%	1.4%	1.0%			0.9%			0.9%			0.9%		
External	1.9%	1.7%	1.6%	1.2%	1.1%	1.2%			1.1%			1.1%			1.0%		

* Includes NG direct guarantee and NG assumed GFI guarantee only. Excludes obligations arising from BOTs, IPPs and equivalent projects

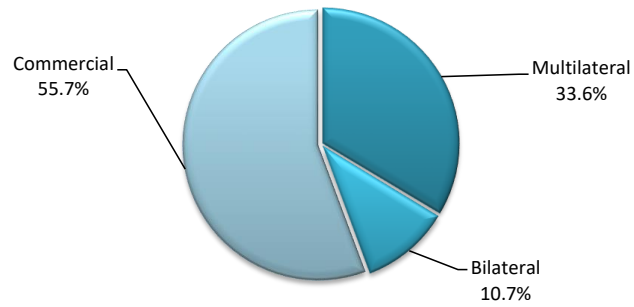
Prepared by: SDAD, Bureau of the Treasury



**% Distribution of NG Debt by Currency
as of November 2022**



**% Distribution of External Debt by Creditor
as of November 2022**



**% Distribution of External Debt by Currency
as of November 2022**

