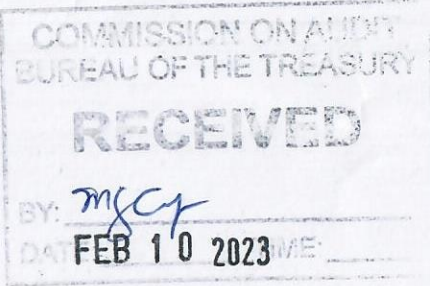


CY 2022 STATEMENT OF APPROPRIATIONS,
ALLOTMENTS, OBLIGATIONS, DISBURSEMENTS AND
BALANCES (SAAODB)

As of December 31, 2022

Department : Department of Finance
Agency : BUREAU OF THE TREASURY
Operating Unit : BTr NG OVERSIGHT
Organization Code : 11-005-00-00000
Funding Source : Fund Cluster 01_RA Fund
Fund Cluster 02_FAP Fund
Fund Cluster 03_FAP Fund



FAR No. 1_BTr NG OVERSIGHT_BSGC

X	New General Appropriations
X	Continuing Appropriations
X	Automatic Appropriations
X	Unprogrammed Funds
X	Supplemental Appropriation

PARTICULARS	UACS CODE	APPROPRIATIONS			ALLOTMENTS					CURRENT YEAR OBLIGATIONS				
		Authorized Appropriation	Adjustments	Adjusted Appropriation	Allotments received	Adjustments	Transf er To	Transf er From	Adjusted Total Allotments	1st Quarter	2nd Quarter	3rd Quarter	4th Quarter	TOTAL
1	2	3	4	5=3+4	6	7	8	9	10=6+7-8+9	11	12	13	14	15=11:14
A. NEW GENERAL APPROPRIATIONS														
A.1 BUDGETARY SUPPORT TO GOVERNMENT CORPORATIONS														
Regular Agency Fund (01)														
A.1.a FY 2022 RA 11639, Budgetary Support to Government Corporations	01 1 01 277													
Maintenance and Other Operating Expenses	50200000 00	158,879,551,000.00	-	158,879,551,000.00	157,764,092,900.00				157,764,092,900.00	12,284,037,355.00	32,329,363,764.00	43,577,577,783.00	54,338,814,762.00	142,529,793,664.00
Capital Outlay	50600000 00	-	-	-					-					-
Total		158,879,551,000.00	-	158,879,551,000.00	157,764,092,900.00	-	-	-	157,764,092,900.00	12,284,037,355.00	32,329,363,764.00	43,577,577,783.00	54,338,814,762.00	142,529,793,664.00
A.1.b FY 2022 RA 11639, Equity Contribution	01 1 01 276													
Maintenance and Other Operating Expenses	50200000 00		-	-					-					-
Capital Outlay	50600000 00	673,493,000.00	-	673,493,000.00	673,493,000.00				673,493,000.00			14,370,272.00	45,449,874.00	59,820,146.00
Total		673,493,000.00	-	673,493,000.00	673,493,000.00	-	-	-	673,493,000.00	-	-	14,370,272.00	45,449,874.00	59,820,146.00
Total, Regular Agency Fund		159,553,044,000.00	-	159,553,044,000.00	158,437,585,900.00	-	-	-	158,437,585,900.00	12,284,037,355.00	32,329,363,764.00	43,591,948,055.00	54,384,264,636.00	142,589,613,810.00
Foreign - Assisted Projects Fund (02)														
A.1.c FY 2022 RA 11639, Foreign Assisted Projects Fund - GoP Counterpart Funds	02 1 01 151													
Maintenance and Other Operating Expenses	50200000 00	50,000,000.00	-	50,000,000.00	50,000,000.00				50,000,000.00	12,500,000.00	4,000,000.00	17,500,000.00	16,000,000.00	50,000,000.00
Capital Outlay	50600000 00		-	-					-					-
Total		50,000,000.00	-	50,000,000.00	50,000,000.00	-	-	-	50,000,000.00	12,500,000.00	4,000,000.00	17,500,000.00	16,000,000.00	50,000,000.00
A.1.d FY 2022 RA 11639, Foreign Assisted Projects Fund - China	02 1 01 157													

CY 2022 STATEMENT OF APPROPRIATIONS,
ALLOTMENTS, OBLIGATIONS, DISBURSEMENTS AND
BALANCES (SAAODB)

As of December 31, 2022

Department : Department of Finance
Agency : BUREAU OF THE TREASURY
Operating Unit : BTr NG OVERSIGHT
Organization Code : 11-005-00-00000
Funding Source : Fund Cluster 01_RA Fund
Fund Cluster 02_FAP Fund
Fund Cluster 03_FAP Fund

FAR No. 1_BTr NG OVERSIGHT_BSGC

X	New General Appropriations
X	Continuing Appropriations
X	Automatic Appropriations
X	Unprogrammed Funds
X	Supplemental Appropriation

PARTICULARS	UACS CODE	APPROPRIATIONS			ALLOTMENTS					CURRENT YEAR OBLIGATIONS					
		Authorized Appropriation	Adjustments	Adjusted Appropriation	Allotments received	Adjustments	Transf er To	Transf er From	Adjusted Total Allotments	1st Quarter	2nd Quarter	3rd Quarter	4th Quarter	TOTAL	
1	2	3	4	5=3+4	6	7	8	9	10=6+7-8+9	11	12	13	14	15=11:14	
Maintenance and Other Operating Expenses	50200000 00	673,601,000.00	-	673,601,000.00	673,601,000.00				673,601,000.00			424,327,042.99		424,327,042.99	
Capital Outlay	50600000 00		-	-					-					-	
Total		673,601,000.00	-	673,601,000.00	673,601,000.00	-	-	-	673,601,000.00	-	-	424,327,042.99	-	424,327,042.99	
Total, Foreign Assisted Projects Funds		723,601,000.00	-	723,601,000.00	723,601,000.00	-	-	-	723,601,000.00	12,500,000.00	4,000,000.00	441,827,042.99	16,000,000.00	474,327,042.99	
SUB - TOTAL, BUDGETARY SUPPORT TO GOCC		160,276,645,000.00	-	160,276,645,000.00	159,161,186,900.00	-	-	-	159,161,186,900.00	12,296,537,355.00	32,333,363,764.00	44,033,775,097.99	54,400,264,636.00	143,063,940,852.99	
Maintenance and Other Operating Expenses	01 1 02 276	159,603,152,000.00	-	159,603,152,000.00	158,487,693,900.00	-	-	-	158,487,693,900.00	12,296,537,355.00	32,333,363,764.00	44,033,775,097.99	54,400,264,636.00	143,063,940,852.99	
Capital Outlay		673,493,000.00	-	673,493,000.00	673,493,000.00	-	-	-	673,493,000.00	-	-	14,370,272.00	45,449,874.00	59,820,146.00	
A.2 BUDGETARY SUPPORT TO GOVERNMENT CORPORATIONS															
Continung Appropriation (02)															
A.2.a FY 2021 RA 11518, Budgetary Support to Government Corporations															
Maintenance and Other Operating Expenses		50200000 00		-	-					-					-
Capital Outlay		50600000 00	44,889,000.00	609,686,725.00	654,575,725.00	44,889,000.00	609,686,725.00			654,575,725.00	73,600,356.00	86,170,742.00	57,610,349.00	145,544,131.00	362,925,578.00
Total			44,889,000.00	609,686,725.00	654,575,725.00	44,889,000.00	609,686,725.00	-	-	654,575,725.00	73,600,356.00	86,170,742.00	57,610,349.00	145,544,131.00	362,925,578.00
A.2.b FY 2021 RA 11518, Budgetary Support to Government Corporations															
Maintenance and Other Operating Expenses		50200000 00	1,610,838,545.00	17,489,693,183.00	19,100,531,728.00	682,424,600.00	17,489,693,183.00			18,172,117,783.00	728,380,285.00	703,028,357.00	2,348,574,332.00	4,708,999,506.00	8,488,982,480.00
Capital Outlay	50600000 00		-	-					-					-	
Total		1,610,838,545.00	17,489,693,183.00	19,100,531,728.00	682,424,600.00	17,489,693,183.00	-	-	18,172,117,783.00	728,380,285.00	703,028,357.00	2,348,574,332.00	4,708,999,506.00	8,488,982,480.00	
Foreign - Assisted Projects Fund (02)															

CY 2022 STATEMENT OF APPROPRIATIONS,
ALLOTMENTS, OBLIGATIONS, DISBURSEMENTS AND
BALANCES (SAAODB)

As of December 31, 2022

Department : Department of Finance
Agency : BUREAU OF THE TREASURY
Operating Unit : BTr NG OVERSIGHT
Organization Code : 11-005-00-00000
Funding Source : Fund Cluster 01_RA Fund
Fund Cluster 02_FAP Fund
Fund Cluster 03_FAP Fund

FAR No. 1_BTr NG OVERSIGHT_BSGC

X	New General Appropriations
X	Continuing Appropriations
X	Automatic Appropriations
X	Unprogrammed Funds
X	Supplemental Appropriation

PARTICULARS	UACS CODE	APPROPRIATIONS			ALLOTMENTS					CURRENT YEAR OBLIGATIONS				
		Authorized Appropriation	Adjustments	Adjusted Appropriation	Allotments received	Adjustments	Transferred To	Transferred From	Adjusted Total Allotments	1st Quarter	2nd Quarter	3rd Quarter	4th Quarter	TOTAL
1	2	3	4	5=3+4	6	7	8	9	10=6+7-8+9	11	12	13	14	15=11+12+13+14
A.2.c FY 2021 RA 11518, Foreign Assisted Projects Fund - China	02 1 02 157													
Maintenance and Other Operating Expenses	50200000 00		419,032,037.09	419,032,037.09		419,032,037.09			419,032,037.09	278,725,457.69		140,306,579.40		419,032,037.09
Capital Outlay	50600000 00		-	-					-					-
Total		-	419,032,037.09	419,032,037.09	-	419,032,037.09	-	-	419,032,037.09	278,725,457.69	-	140,306,579.40	-	419,032,037.09
A.2.d FY 2021 RA 11518, Foreign Assisted Projects Fund - Korea	02 1 02 168													
Maintenance and Other Operating Expenses	50200000 00		568,395,297.99	568,395,297.99		568,395,297.99			568,395,297.99	58,311,109.57	291,838,853.47			350,149,963.04
Capital Outlay	50600000 00		-	-					-					-
Total		-	568,395,297.99	568,395,297.99	-	568,395,297.99	-	-	568,395,297.99	58,311,109.57	291,838,853.47	-	-	350,149,963.04
Total, Foreign Assisted Projects Funds		-	987,427,335.08	987,427,335.08	-	987,427,335.08	-	-	987,427,335.08	337,036,567.26	291,838,853.47	140,306,579.40	-	769,182,000.13
Total, Continuing Appropriation		1,655,727,545.00	19,086,807,243.08	20,742,534,788.08	727,313,600.00	19,086,807,243.08	-	-	19,814,120,843.08	1,139,017,208.26	1,081,037,952.47	2,546,491,260.40	4,854,543,637.00	9,621,090,058.13
TOTAL, NEW GENERAL APPROPRIATIONS		161,932,372,545.00	19,086,807,243.08	181,019,179,788.08	159,888,500,500.00	19,086,807,243.08	-	-	178,975,307,743.08	13,435,554,563.26	33,414,401,716.47	46,580,266,358.39	59,254,808,273.00	152,685,030,911.12
Maintenance and Other Operating Expenses		161,213,990,545.00	18,477,120,518.08	179,691,111,063.08	159,170,118,500.00	18,477,120,518.08	-	-	177,647,239,018.08	13,361,954,207.26	33,328,230,974.47	46,508,285,737.39	59,063,814,268.00	152,262,285,187.12
Capital Outlay		718,382,000.00	609,686,725.00	1,328,068,725.00	718,382,000.00	609,686,725.00	-	-	1,328,068,725.00	73,600,356.00	86,170,742.00	71,980,621.00	190,994,005.00	422,745,724.00
C. SPECIAL PURPOSE FUNDS														
C.1 FY 2021 RA 11518 - Cont., National Disaster Risk Reduction and Management Fund (Calamity Fund)	01 1 02 401													
Maintenance and Other Operating Expenses	50200000 00	255,666,772.00	490,317,288.00	745,984,060.00	255,666,772.00	490,317,288.00			745,984,060.00	47,899,765.00	60,172,664.00	159,696,215.00	157,266,599.00	425,035,243.00
Capital Outlay	50600000 00		-	-					-					-
Total		255,666,772.00	490,317,288.00	745,984,060.00	255,666,772.00	490,317,288.00	-	-	745,984,060.00	47,899,765.00	60,172,664.00	159,696,215.00	157,266,599.00	425,035,243.00
C.2 FY 2022 RA 11639 - National Disaster Risk Reduction and Management Fund (Calamity Fund)	01 1 01 401													
Maintenance and Other Operating Expenses	50200000 00	1,657,423,411.00	-	1,657,423,411.00	1,657,423,411.00				1,657,423,411.00		1,306,640,700.00			1,306,640,700.00
Capital Outlay	50600000 00		-	-					-					-

**CY 2022 STATEMENT OF APPROPRIATIONS,
ALLOTMENTS, OBLIGATIONS, DISBURSEMENTS AND
BALANCES (SAAODB)**

As of December 31, 2022

Department : Department of Finance
Agency : BUREAU OF THE TREASURY
Operating Unit : BTr NG OVERSIGHT
Organization Code : 11-005-00-00000
Funding Source : Fund Cluster 01_RA Fund
Fund Cluster 02_FAP Fund
Fund Cluster 03_FAP Fund

FAR No. 1_BTr NG OVERSIGHT_BSGC

X	New General Appropriations
X	Continuing Appropriations
X	Automatic Appropriations
X	Unprogrammed Funds
X	Supplemental Appropriation

PARTICULARS	UACS CODE	APPROPRIATIONS			ALLOTMENTS					CURRENT YEAR OBLIGATIONS				
		Authorized Appropriation	Adjustments	Adjusted Appropriation	Allotments received	Adjustments	Transfer To	Transfer From	Adjusted Total Allotments	1st Quarter	2nd Quarter	3rd Quarter	4th Quarter	TOTAL
1	2	3	4	5=3+4	6	7	8	9	10=6+7-8+9	11	12	13	14	15=11:14
Total		1,657,423,411.00	-	1,657,423,411.00	1,657,423,411.00	-	-	-	1,657,423,411.00	-	1,306,640,700.00	-	-	1,306,640,700.00
TOTAL, SPECIAL PURPOSE FUNDS		1,913,090,183.00	490,317,288.00	2,403,407,471.00	1,913,090,183.00	490,317,288.00	-	-	2,403,407,471.00	47,899,765.00	1,366,813,364.00	159,696,215.00	157,266,599.00	1,731,675,943.00
Maintenance and Other Operating Expenses		1,913,090,183.00	490,317,288.00	2,403,407,471.00	1,913,090,183.00	490,317,288.00	-	-	2,403,407,471.00	47,899,765.00	1,366,813,364.00	159,696,215.00	157,266,599.00	1,731,675,943.00
Capital Outlay		-	-	-	-	-	-	-	-	-	-	-	-	-
D. CONTINGENT FUND														
D.2 FY 2021 RA 11518, Contingent Fund, Continuing Appropriation	01 1 02 402													
Maintenance and Other Operating Expenses	50200000 00		103,285.00	103,285.00		103,285.00			103,285.00					-
Capital Outlay	50600000 00		-	-		-			-					-
Total		-	103,285.00	103,285.00	-	103,285.00	-	-	103,285.00	-	-	-	-	-
TOTAL, CONTINGENT FUND		-	103,285.00	103,285.00	-	103,285.00	-	-	103,285.00	-	-	-	-	-
Maintenance and Other Operating Expenses		-	103,285.00	103,285.00	-	103,285.00	-	-	103,285.00	-	-	-	-	-
Capital Outlay		-	-	-	-	-	-	-	-	-	-	-	-	-
E. BSGC - OTHERS														
E.1 FY 2022 RA 11639 - BSGC - Others	01 1 01 412													
Maintenance and Other Operating Expenses	50200000 00	28,606,000.00	-	28,606,000.00	28,606,000.00				28,606,000.00			28,606,000.00		28,606,000.00
Capital Outlay	50600000 00		-	-					-					-
Total		28,606,000.00	-	28,606,000.00	28,606,000.00	-	-	-	28,606,000.00	-	-	28,606,000.00	-	28,606,000.00
E.1 FY 2021 RA 11518 - BSGC - Others	01 1 02 412													

**CY 2022 STATEMENT OF APPROPRIATIONS,
ALLOTMENTS, OBLIGATIONS, DISBURSEMENTS AND
BALANCES (SAAODB)**

As of December 31, 2022

Department : Department of Finance
 Agency : BUREAU OF THE TREASURY
 Operating Unit : BTr NG OVERSIGHT
 Organization Code : 11-005-00-00000
 Funding Source : Fund Cluster 01_RA Fund
 Fund Cluster 02_FAP Fund
 Fund Cluster 03_FAP Fund

FAR No. 1_BTr NG OVERSIGHT_BSGC

X	New General Appropriations
X	Continuing Appropriations
X	Automatic Appropriations
X	Unprogrammed Funds
X	Supplemental Appropriation

PARTICULARS	UACS CODE	APPROPRIATIONS			ALLOTMENTS					CURRENT YEAR OBLIGATIONS				
		Authorized Appropriation	Adjustments	Adjusted Appropriation	Allotments received	Adjustments	Transf er To	Transf er Fro	Adjusted Total Allotments	1st Quarter	2nd Quarter	3rd Quarter	4th Quarter	TOTAL
1	2	3	4	5=3+4	6	7	8	9	10=6+7-8+9	11	12	13	14	15=11:14
Maintenance and Other Operating Expenses	50200000 00	9,606,000.00	-	9,606,000.00	9,606,000.00				9,606,000.00			9,606,000.00		9,606,000.00
Capital Outlay	50600000 00		-	-					-					-
Total		9,606,000.00	-	9,606,000.00	9,606,000.00	-	-	-	9,606,000.00	-	-	9,606,000.00	-	9,606,000.00
TOTAL, BSGC - OTHERS		38,212,000.00	-	38,212,000.00	38,212,000.00	-	-	-	38,212,000.00	-	-	38,212,000.00	-	38,212,000.00
Maintenance and Other Operating Expenses		38,212,000.00	-	38,212,000.00	38,212,000.00	-	-	-	38,212,000.00	-	-	38,212,000.00	-	38,212,000.00
Capital Outlay		-	-	-	-	-	-	-	-	-	-	-	-	-
F. AUTOMATIC APPROPRIATIONS														
F.1 FY 2022 RA 11639, Auto., Customs duties and taxes, including tax expenditures	01 1 04 105													
Maintenance and Other Operating Expenses	50200000 00	4,723,006,898.00	-	4,723,006,898.00	4,723,006,898.00				4,723,006,898.00		2,576,551,318.00	1,944,667,579.00	201,788,001.00	4,723,006,898.00
Capital Outlay	50600000 00		-	-					-					-
Total		4,723,006,898.00	-	4,723,006,898.00	4,723,006,898.00	-	-	-	4,723,006,898.00	-	2,576,551,318.00	1,944,667,579.00	201,788,001.00	4,723,006,898.00
F.2 FY 2022 RA 11639, Auto., Special Account - Locally Funded/Domestic Grants Fund, Automatic Appropriations Bangko Sentral ng Pilipinas Equity Infusion	03 1 04 396													
Maintenance and Other Operating Expenses	50200000 00		-	-					-					-
Capital Outlay	50600000 00	-	-	-	-				-					-
Total		-	-	-	-	-	-	-	-	-	-	-	-	-
F.3 FY 2022 RA 11639, Special Account - Foreign Assisted/Foreign Grants Fund, Automatic Appropriations	04 1 04 163													
Maintenance and Other Operating Expenses	50200000 00	440,009,154.00	-	440,009,154.00	440,009,154.00				440,009,154.00					-
Capital Outlay	50600000 00		-	-					-					-

**CY 2022 STATEMENT OF APPROPRIATIONS,
ALLOTMENTS, OBLIGATIONS, DISBURSEMENTS AND
BALANCES (SAAODB)**

As of December 31, 2022

Department : Department of Finance
 Agency : BUREAU OF THE TREASURY
 Operating Unit : BTr NG OVERSIGHT
 Organization Code : 11-005-00-00000
 Funding Source : Fund Cluster 01_RA Fund
 Fund Cluster 02_FAP Fund
 Fund Cluster 03_FAP Fund

FAR No. 1_BTr NG OVERSIGHT_BSGC

X	New General Appropriations
X	Continuing Appropriations
X	Automatic Appropriations
X	Unprogrammed Funds
X	Supplemental Appropriation

PARTICULARS	UACS CODE	APPROPRIATIONS			ALLOTMENTS					CURRENT YEAR OBLIGATIONS				
		Authorized Appropriation	Adjustments	Adjusted Appropriation	Allotments received	Adjustments	Transf er To	Transf er From	Adjusted Total Allotments	1st Quarter	2nd Quarter	3rd Quarter	4th Quarter	TOTAL
1	2	3	4	5=3+4	6	7	8	9	10=6+7-8+9	11	12	13	14	15=11:14
Total		440,009,154.00	-	440,009,154.00	440,009,154.00	-	-	-	440,009,154.00	-	-	-	-	-
TOTAL, AUTOMATIC APPROPRIATIONS	-	5,163,016,052.00	-	5,163,016,052.00	5,163,016,052.00	-	-	-	5,163,016,052.00	-	2,576,551,318.00	1,944,667,579.00	201,788,001.00	4,723,006,898.00
Maintenance and Other Operating Expenses		5,163,016,052.00	-	5,163,016,052.00	5,163,016,052.00	-	-	-	5,163,016,052.00	-	2,576,551,318.00	1,944,667,579.00	201,788,001.00	4,723,006,898.00
Capital Outlay		-	-	-	-	-	-	-	-	-	-	-	-	-
G. UNPROGRAMMED FUND														
G.1 Regular Agency Fund, Unprogrammed Appropriations, Support to Infrastructure Projects and Social Programs	01 1 05 422													
Maintenance and Other Operating Expenses	50200000 00	2,999,000,000.00	-	2,999,000,000.00	2,999,000,000.00				2,999,000,000.00				2,999,000,000.00	2,999,000,000.00
Capital Outlay	50600000 00	-	-	-	-				-				-	-
Total		2,999,000,000.00	-	2,999,000,000.00	2,999,000,000.00	-	-	-	2,999,000,000.00	-	-	-	2,999,000,000.00	2,999,000,000.00
G.1 FY 2022 RA 11639, Unprogrammed Fund - BSGC	01 1 05 427													
Maintenance and Other Operating Expenses	50200000 00	2,500,000,000.00	-	2,500,000,000.00	2,500,000,000.00				2,500,000,000.00	2,500,000,000.00				2,500,000,000.00
Capital Outlay	50600000 00	-	-	-	-				-				-	-
Total		2,500,000,000.00	-	2,500,000,000.00	2,500,000,000.00	-	-	-	2,500,000,000.00	2,500,000,000.00	-	-	-	2,500,000,000.00
G.2 FY 2022 RA 11639, Unprogrammed Fund - Support to Foreign-Assisted Projects	01 1 05 428													
Maintenance and Other Operating Expenses	50200000 00	111,252,000.00	-	111,252,000.00	111,252,000.00				111,252,000.00		5,525,300.00		8,214,609.00	13,739,909.00
Capital Outlay	50600000 00	-	-	-	-				-				-	-
Total		111,252,000.00	-	111,252,000.00	111,252,000.00	-	-	-	111,252,000.00	-	5,525,300.00	-	8,214,609.00	13,739,909.00
G.3 FY 2021 RA 11518, Continuing Appro - Support to Foreign-Assisted Projects	01 1 02 428													
Maintenance and Other Operating Expenses	50200000 00		546,263,228.00	546,263,228.00		546,263,228.00			546,263,228.00	133,511,108.00	91,703,637.73		316,331,260.00	541,546,005.73
Capital Outlay	50600000 00	-	-	-	-				-				-	-
Total		-	546,263,228.00	546,263,228.00	-	546,263,228.00	-	-	546,263,228.00	133,511,108.00	91,703,637.73	-	316,331,260.00	541,546,005.73

**CY 2022 STATEMENT OF APPROPRIATIONS,
ALLOTMENTS, OBLIGATIONS, DISBURSEMENTS AND
BALANCES (SAAODB)**

As of December 31, 2022

Department : Department of Finance
Agency : BUREAU OF THE TREASURY
Operating Unit : BTr NG OVERSIGHT
Organization Code : 11-005-00-00000
Funding Source : Fund Cluster 01_RA Fund
Fund Cluster 02_FAP Fund
Fund Cluster 03_FAP Fund

FAR No. 1_BTr NG OVERSIGHT_BSGC

X	New General Appropriations
X	Continuing Appropriations
X	Automatic Appropriations
X	Unprogrammed Funds
X	Supplemental Appropriation

PARTICULARS	UACS CODE	APPROPRIATIONS			ALLOTMENTS					CURRENT YEAR OBLIGATIONS				
		Authorized Appropriation	Adjustments	Adjusted Appropriation	Allotments received	Adjustments	Transf er To	Transf er From	Adjusted Total Allotments	1st Quarter	2nd Quarter	3rd Quarter	4th Quarter	TOTAL
1	2	3	4	5=3+4	6	7	8	9	10=6+7-8+9	11	12	13	14	15=11:14
TOTAL, UNPROGRAMMED FUND	-	5,610,252,000.00	546,263,228.00	6,156,515,228.00	5,610,252,000.00	546,263,228.00	-	-	6,156,515,228.00	2,633,511,108.00	97,228,937.73	-	3,323,545,869.00	6,054,285,914.73
Maintenance and Other Operating Expenses		5,610,252,000.00	546,263,228.00	6,156,515,228.00	5,610,252,000.00	546,263,228.00	-	-	6,156,515,228.00	2,633,511,108.00	97,228,937.73	-	3,323,545,869.00	6,054,285,914.73
Capital Outlay		-	-	-	-	-	-	-	-	-	-	-	-	-
GRAND TOTAL		174,656,942,780.00	20,123,491,044.08	194,780,433,824.08	172,613,070,735.00	20,123,491,044.08	-	-	192,736,561,779.08	16,116,965,436.26	37,454,995,336.20	48,722,842,152.39	62,937,408,742.00	165,232,211,666.85
Maintenance and Other Operating Expenses		173,938,560,780.00	19,513,804,319.08	193,452,365,099.08	171,894,688,735.00	19,513,804,319.08	-	-	191,408,493,054.08	16,043,365,080.26	37,368,824,594.20	48,650,861,531.39	62,746,414,737.00	164,809,465,942.85
Capital Outlay		718,382,000.00	609,686,725.00	1,328,068,725.00	718,382,000.00	609,686,725.00	-	-	1,328,068,725.00	73,600,356.00	86,170,742.00	71,980,621.00	190,994,005.00	422,745,724.00
SUMMARY		-	-	-	-	-	-	-	-	-	-	-	-	-
A. New General Appropriations														
Regular Agency Fund (01)														
Maintenance and Other Operating Expenses	50200000 00	158,879,551,000.00	-	158,879,551,000.00	157,764,092,900.00	-	-	-	157,764,092,900.00	12,284,037,355.00	32,329,363,764.00	43,577,577,783.00	54,338,814,762.00	142,529,793,664.00
Capital Outlay	50600000 00	673,493,000.00	-	673,493,000.00	673,493,000.00	-	-	-	673,493,000.00	-	-	14,370,272.00	45,449,874.00	59,820,146.00
Total		159,553,044,000.00	-	159,553,044,000.00	158,437,585,900.00	-	-	-	158,437,585,900.00	12,284,037,355.00	32,329,363,764.00	43,591,948,055.00	54,384,264,636.00	142,589,613,810.00
Foreign Assisted Projects Fund (02)														
Maintenance and Other Operating Expenses	50200000 00	723,601,000.00	-	723,601,000.00	723,601,000.00	-	-	-	723,601,000.00	12,500,000.00	4,000,000.00	441,827,042.99	16,000,000.00	474,327,042.99
Capital Outlay	50600000 00	-	-	-	-	-	-	-	-	-	-	-	-	-
Total		723,601,000.00	-	723,601,000.00	723,601,000.00	-	-	-	723,601,000.00	12,500,000.00	4,000,000.00	441,827,042.99	16,000,000.00	474,327,042.99
Continuing Appropriation														
Maintenance and Other Operating Expenses	50200000 00	1,610,838,545.00	18,477,120,518.08	20,087,959,063.08	682,424,600.00	18,477,120,518.08	-	-	19,159,545,118.08	1,065,416,852.26	994,867,210.47	2,488,880,911.40	4,708,999,506.00	9,258,164,480.13
Capital Outlay	50600000 00	44,889,000.00	609,686,725.00	654,575,725.00	44,889,000.00	609,686,725.00	-	-	654,575,725.00	73,600,356.00	86,170,742.00	57,610,349.00	145,544,131.00	362,925,578.00
Total		1,655,727,545.00	19,086,807,243.08	20,742,534,788.08	727,313,600.00	19,086,807,243.08	-	-	19,814,120,843.08	1,139,017,208.26	1,081,037,952.47	2,546,491,260.40	4,854,543,637.00	9,621,090,058.13
Total, New General Appropriation		161,932,372,545.00	19,086,807,243.08	181,019,179,788.08	159,888,500,500.00	19,086,807,243.08	-	-	178,975,307,743.08	13,435,554,563.26	33,414,401,716.47	46,580,266,358.39	59,254,808,273.00	152,685,030,911.12
C. Special Purpose Funds														
Maintenance and Other Operating Expenses	50200000 00	1,913,090,183.00	490,317,288.00	2,403,407,471.00	1,913,090,183.00	490,317,288.00	-	-	2,403,407,471.00	47,899,765.00	1,366,813,364.00	159,696,215.00	157,266,599.00	1,731,675,943.00

**CY 2022 STATEMENT OF APPROPRIATIONS,
ALLOTMENTS, OBLIGATIONS, DISBURSEMENTS AND
BALANCES (SAAODB)**

As of December 31, 2022

Department : Department of Finance
 Agency : BUREAU OF THE TREASURY
 Operating Unit : BTr NG OVERSIGHT
 Organization Code : 11-005-00-00000
 Funding Source : Fund Cluster 01_RA Fund
 Fund Cluster 02_FAP Fund
 Fund Cluster 03_FAP Fund

FAR No. 1_BTr NG OVERSIGHT_BSGC

X	New General Appropriations
X	Continuing Appropriations
X	Automatic Appropriations
X	Unprogrammed Funds
X	Supplemental Appropriation

PARTICULARS	UACS CODE	APPROPRIATIONS			ALLOTMENTS					CURRENT YEAR OBLIGATIONS				
		Authorized Appropriation	Adjustments	Adjusted Appropriation	Allotments received	Adjustments	Transf er To	Transf er From	Adjusted Total Allotments	1st Quarter	2nd Quarter	3rd Quarter	4th Quarter	TOTAL
1	2	3	4	5=3+4	6	7	8	9	10=6+7-8+9	11	12	13	14	15=11+14
Capital Outlay	50600000 00	-	-	-	-	-	-	-	-	-	-	-	-	-
Total, Continuing		1,913,090,183.00	490,317,288.00	2,403,407,471.00	1,913,090,183.00	490,317,288.00	-	-	2,403,407,471.00	47,899,765.00	1,366,813,364.00	159,696,215.00	157,266,599.00	1,731,675,943.00
D. Contingent Funds														
Maintenance and Other Operating Expenses	50200000 00	-	103,285.00	103,285.00	-	103,285.00	-	-	103,285.00	-	-	-	-	-
Capital Outlay	50600000 00	-	-	-	-	-	-	-	-	-	-	-	-	-
Total, Continuing		-	103,285.00	103,285.00	-	103,285.00	-	-	103,285.00	-	-	-	-	-
E. BSGC Others														
Maintenance and Other Operating Expenses	50200000 00	38,212,000.00	-	38,212,000.00	38,212,000.00	-	-	-	38,212,000.00	-	-	38,212,000.00	-	38,212,000.00
Capital Outlay	50600000 00	-	-	-	-	-	-	-	-	-	-	-	-	-
Total, Continuing		38,212,000.00	-	38,212,000.00	38,212,000.00	-	-	-	38,212,000.00	-	-	38,212,000.00	-	38,212,000.00
F. Automatic Appropriations														
Maintenance and Other Operating Expenses	04 50200000 00	5,163,016,052.00	-	5,163,016,052.00	5,163,016,052.00	-	-	-	5,163,016,052.00	-	2,576,551,318.00	1,944,667,579.00	201,788,001.00	4,723,006,898.00
Capital Outlay	50600000 00	-	-	-	-	-	-	-	-	-	-	-	-	-
Total, Automatic		5,163,016,052.00	-	5,163,016,052.00	5,163,016,052.00	-	-	-	5,163,016,052.00	-	2,576,551,318.00	1,944,667,579.00	201,788,001.00	4,723,006,898.00
G. Unprogrammed Fund														
Maintenance and Other Operating Expenses	05 50200000 00	5,610,252,000.00	546,263,228.00	6,156,515,228.00	5,610,252,000.00	546,263,228.00	-	-	6,156,515,228.00	2,633,511,108.00	97,228,937.73	-	3,323,545,869.00	6,054,285,914.73
Capital Outlay	50600000 00	-	-	-	-	-	-	-	-	-	-	-	-	-
Total, Automatic		5,610,252,000.00	546,263,228.00	6,156,515,228.00	5,610,252,000.00	546,263,228.00	-	-	6,156,515,228.00	2,633,511,108.00	97,228,937.73	-	3,323,545,869.00	6,054,285,914.73
GRAND TOTAL		174,656,942,780.00	20,123,491,044.08	194,780,433,824.08	172,613,070,735.00	20,123,491,044.08	-	-	192,736,561,779.08	16,116,965,436.26	37,454,995,336.20	48,722,842,152.39	62,937,408,742.00	165,232,211,666.85
Maintenance and Other Operating Expenses		173,938,560,780.00	19,513,804,319.08	193,452,365,099.08	171,894,688,735.00	19,513,804,319.08	-	-	191,408,493,054.08	16,043,365,080.26	37,368,824,594.20	48,650,861,531.39	62,746,414,737.00	164,809,465,942.85
Capital Outlay		718,382,000.00	609,686,725.00	1,328,068,725.00	718,382,000.00	609,686,725.00	-	-	1,328,068,725.00	73,600,356.00	86,170,742.00	71,980,621.00	190,994,005.00	422,745,724.00
		-	-	-	-	-	-	-	-	-	-	-	-	-

**CY 2022 STATEMENT OF APPROPRIATIONS,
ALLOTMENTS, OBLIGATIONS, DISBURSEMENTS AND
BALANCES (SAAODB)**

As of December 31, 2022

Department : **Department of Finance**
 Agency : **BUREAU OF THE TREASURY**
 Operating Unit : **BTr NG OVERSIGHT**
 Organization Code : **11-005-00-00000**
 Funding Source : **Fund Cluster 01_RA Fund**
 Fund Cluster 02_FAP Fund
 Fund Cluster 03_FAP Fund

FAR No. 1_BTr NG OVERSIGHT_BSGC

X	New General Appropriations
X	Continuing Appropriations
X	Automatic Appropriations
X	Unprogrammed Funds
X	Supplemental Appropriation

PARTICULARS	UACS CODE	CURRENT YEAR DISBURSEMENTS					BALANCES			
		1st Quarter	2nd Quarter	3rd Quarter	4th Quarter	TOTAL	Unreleased Appropriations	Unobligated Allotments	Unpaid Obligations	
									(15-20)	(23+24)
									Due and Demandable	Not Yet Due and Demandable
1	2	16	17	18	19	20 = 16:19	21=5-10	22=10-15	23	24
A. NEW GENERAL APPROPRIATIONS						-	-	-	-	
A.1 BUDGETARY SUPPORT TO GOVERNMENT CORPORATIONS										
Regular Agency Fund (01)										
A.1.a FY 2022 RA 11639, Budgetary Support to Government Corporations	01 1 01 277									
Maintenance and Other Operating Expenses	50200000 00	12,284,037,355.00	32,329,363,764.00	43,577,577,783.00	54,338,814,762.00	142,529,793,664.00	1,115,458,100.00	15,234,299,236.00	-	-
Capital Outlay	50600000 00					-	-	-	-	-
Total		12,284,037,355.00	32,329,363,764.00	43,577,577,783.00	54,338,814,762.00	142,529,793,664.00	1,115,458,100.00	15,234,299,236.00	-	-
A.1.b FY 2022 RA 11639, Equity Contribution	01 1 01 276									
Maintenance and Other Operating Expenses	50200000 00					-	-	-	-	-
Capital Outlay	50600000 00			14,370,272.00	45,449,874.00	59,820,146.00	-	613,672,854.00	-	-
Total		-	-	14,370,272.00	45,449,874.00	59,820,146.00	-	613,672,854.00	-	-
Total, Regular Agency Fund		12,284,037,355.00	32,329,363,764.00	43,591,948,055.00	54,384,264,636.00	142,589,613,810.00	1,115,458,100.00	15,847,972,090.00	-	-
Foreign - Assisted Projects Fund (02)										
A.1.c FY 2022 RA 11639, Foreign Assisted Projects Fund - GoP Counterpart Funds	02 1 01 151									
Maintenance and Other Operating Expenses	50200000 00	12,500,000.00	4,000,000.00	17,500,000.00	16,000,000.00	50,000,000.00	-	-	-	-
Capital Outlay	50600000 00					-	-	-	-	-
Total		12,500,000.00	4,000,000.00	17,500,000.00	16,000,000.00	50,000,000.00	-	-	-	-
A.1.d FY 2022 RA 11639, Foreign Assisted Projects Fund - China	02 1 01 157									

**CY 2022 STATEMENT OF APPROPRIATIONS,
ALLOTMENTS, OBLIGATIONS, DISBURSEMENTS AND
BALANCES (SAAODB)**

As of December 31, 2022

Department : **Department of Finance**
Agency : **BUREAU OF THE TREASURY**
Operating Unit : **BTr NG OVERSIGHT**
Organization Code : **11-005-00-00000**
Funding Source : **Fund Cluster 01_RA Fund**
Fund Cluster 02_FAP Fund
Fund Cluster 03_FAP Fund

FAR No. 1_BTr NG OVERSIGHT_BSGC

X	New General Appropriations
X	Continuing Appropriations
X	Automatic Appropriations
X	Unprogrammed Funds
X	Supplemental Appropriation

PARTICULARS	UACS CODE	CURRENT YEAR DISBURSEMENTS					BALANCES			
		1st Quarter	2nd Quarter	3rd Quarter	4th Quarter	TOTAL	Unreleased Appropriations	Unobligated Allotments	Unpaid Obligations	
									(15-20)	(23+24)
									Due and Demandable	Not Yet Due and Demandable
1	2	16	17	18	19	20 = 16:19	21=5-10	22=10-15	23	24
Maintenance and Other Operating Expenses	50200000 00			424,327,042.99		424,327,042.99	-	249,273,957.01	-	-
Capital Outlay	50600000 00					-	-	-	-	-
Total		-	-	424,327,042.99	-	424,327,042.99	-	249,273,957.01	-	-
Total, Foreign Assisted Projects Funds		12,500,000.00	4,000,000.00	441,827,042.99	16,000,000.00	474,327,042.99	-	249,273,957.01	-	-
SUB - TOTAL, BUDGETARY SUPPORT TO GOCC		12,296,537,355.00	32,333,363,764.00	44,033,775,097.99	54,400,264,636.00	143,063,940,852.99	1,115,458,100.00	16,097,246,047.01	-	-
Maintenance and Other Operating Expenses		12,296,537,355.00	32,333,363,764.00	44,019,404,825.99	54,354,814,762.00	143,004,120,706.99	1,115,458,100.00	15,483,573,193.01	-	-
Capital Outlay		-	-	14,370,272.00	45,449,874.00	59,820,146.00	-	613,672,854.00	-	-
A.2 BUDGETARY SUPPORT TO GOVERNMENT CORPORATIONS										
Continung Appropriation (02)										
A.2.a FY 2021 RA 11518, Budgetary Support to Government Corporations	01 1 02 276									
Maintenance and Other Operating Expenses	50200000 00					-	-	-	-	-
Capital Outlay	50600000 00	73,600,356.00	86,170,742.00	57,610,349.00	145,544,131.00	362,925,578.00	-	291,650,147.00	-	-
Total		73,600,356.00	86,170,742.00	57,610,349.00	145,544,131.00	362,925,578.00	-	291,650,147.00	-	-
A.2.b FY 2021 RA 11518, Budgetary Support to Government Corporations	01 1 02 277									
Maintenance and Other Operating Expenses	50200000 00	728,380,285.00	703,028,357.00	2,348,574,332.00	4,708,999,506.00	8,488,982,480.00	928,413,945.00	9,683,135,303.00	-	-
Capital Outlay	50600000 00					-	-	-	-	-
Total		728,380,285.00	703,028,357.00	2,348,574,332.00	4,708,999,506.00	8,488,982,480.00	928,413,945.00	9,683,135,303.00	-	-
Foreign - Assisted Projects Fund (02)										

**CY 2022 STATEMENT OF APPROPRIATIONS,
ALLOTMENTS, OBLIGATIONS, DISBURSEMENTS AND
BALANCES (SAAODB)**

As of December 31, 2022

Department : Department of Finance
Agency : BUREAU OF THE TREASURY
Operating Unit : BTr NG OVERSIGHT
Organization Code : 11-005-00-00000
Funding Source : Fund Cluster 01_RA Fund
Fund Cluster 02_FAP Fund
Fund Cluster 03_FAP Fund

FAR No. 1_BTr NG OVERSIGHT_BSGC

X	New General Appropriations
X	Continuing Appropriations
X	Automatic Appropriations
X	Unprogrammed Funds
X	Supplemental Appropriation

PARTICULARS	UACS CODE	CURRENT YEAR DISBURSEMENTS					BALANCES			
		1st Quarter	2nd Quarter	3rd Quarter	4th Quarter	TOTAL	Unreleased Appropriations	Unobligated Allotments	Unpaid Obligations	
									(15-20)	(23+24)
									Due and Demandable	Not Yet Due and Demandable
1	2	16	17	18	19	20 = 16:19	21=5-10	22=10-15	23	24
A.2.c FY 2021 RA 11518, Foreign Assisted Projects Fund - China	02 1 02 157									
Maintenance and Other Operating Expenses	50200000 00	278,725,457.69	-	140,306,579.40		419,032,037.09	-	-	-	-
Capital Outlay	50600000 00						-	-	-	-
Total		278,725,457.69	-	140,306,579.40	-	419,032,037.09	-	-	-	-
A.2.d FY 2021 RA 11518, Foreign Assisted Projects Fund - Korea	02 1 02 168									
Maintenance and Other Operating Expenses	50200000 00	58,311,109.57	291,838,853.47			350,149,963.04	-	218,245,334.95	-	-
Capital Outlay	50600000 00						-	-	-	-
Total		58,311,109.57	291,838,853.47	-	-	350,149,963.04	-	218,245,334.95	-	-
Total, Foreign Assisted Projects Funds		337,036,567.26	291,838,853.47	140,306,579.40	-	769,182,000.13	-	218,245,334.95	-	-
Total, Continuing Appropriation		1,139,017,208.26	1,081,037,952.47	2,546,491,260.40	4,854,543,637.00	9,621,090,058.13	928,413,945.00	10,193,030,784.95	-	-
TOTAL, NEW GENERAL APPROPRIATIONS		13,435,554,563.26	33,414,401,716.47	46,580,266,358.39	59,254,808,273.00	152,685,030,911.12	2,043,872,045.00	26,290,276,831.96	-	-
Maintenance and Other Operating Expenses		13,361,954,207.26	33,328,230,974.47	46,508,285,737.39	59,063,814,268.00	152,262,285,187.12	2,043,872,045.00	25,384,953,830.96	-	-
Capital Outlay		73,600,356.00	86,170,742.00	71,980,621.00	190,994,005.00	422,745,724.00	-	905,323,001.00	-	-
		-	-	-	-	-	-	-	-	-
C. SPECIAL PURPOSE FUNDS										
C.1 FY 2021 RA 11518 - Cont., National Disaster Risk Reduction and Management Fund (Calamity Fund)	01 1 02 401									
Maintenance and Other Operating Expenses	50200000 00	47,899,765.00	60,172,664.00	159,696,215.00	157,266,599.00	425,035,243.00	-	320,948,817.00	-	-
Capital Outlay	50600000 00						-	-	-	-
Total		47,899,765.00	60,172,664.00	159,696,215.00	157,266,599.00	425,035,243.00	-	320,948,817.00	-	-
C.2 FY 2022 RA 11639 - National Disaster Risk Reduction and Management Fund (Calamity Fund)	01 1 01 401									
Maintenance and Other Operating Expenses	50200000 00		1,306,640,700.00			1,306,640,700.00	-	350,782,711.00	-	-
Capital Outlay	50600000 00						-	-	-	-

**CY 2022 STATEMENT OF APPROPRIATIONS,
ALLOTMENTS, OBLIGATIONS, DISBURSEMENTS AND
BALANCES (SAAODB)**

As of December 31, 2022

Department : Department of Finance
 Agency : BUREAU OF THE TREASURY
 Operating Unit : BTr NG OVERSIGHT
 Organization Code : 11-005-00-00000
 Funding Source : Fund Cluster 01_RA Fund
 Fund Cluster 02_FAP Fund
 Fund Cluster 03_FAP Fund

FAR No. 1_BTr NG OVERSIGHT_BSGC

X	New General Appropriations
X	Continuing Appropriations
X	Automatic Appropriations
X	Unprogrammed Funds
X	Supplemental Appropriation

PARTICULARS	UACS CODE	CURRENT YEAR DISBURSEMENTS					BALANCES			
		1st Quarter	2nd Quarter	3rd Quarter	4th Quarter	TOTAL	Unreleased Appropriations	Unobligated Allotments	Unpaid Obligations	
									(15-20)	(23+24)
									Due and Demandable	Not Yet Due and Demandable
1	2	16	17	18	19	20 = 16:19	21=5-10	22=10-15	23	24
Total		-	1,306,640,700.00	-	-	1,306,640,700.00	-	350,782,711.00	-	-
TOTAL, SPECIAL PURPOSE FUNDS		47,899,765.00	1,366,813,364.00	159,696,215.00	157,266,599.00	1,731,675,943.00	-	671,731,528.00	-	-
Maintenance and Other Operating Expenses		47,899,765.00	1,366,813,364.00	159,696,215.00	157,266,599.00	1,731,675,943.00	-	671,731,528.00	-	-
Capital Outlay		-	-	-	-	-	-	-	-	-
D. CONTINGENT FUND										
D.2 FY 2021 RA 11518, Contingent Fund, Continuing Appropriation	01 1 02 402									
Maintenance and Other Operating Expenses	50200000 00					-	-	103,285.00	-	-
Capital Outlay	50600000 00					-	-	-	-	-
Total		-	-	-	-	-	-	103,285.00	-	-
TOTAL, CONTINGENT FUND	-	-	-	-	-	-	-	103,285.00	-	-
Maintenance and Other Operating Expenses		-	-	-	-	-	-	103,285.00	-	-
Capital Outlay		-	-	-	-	-	-	-	-	-
E. BSGC - OTHERS										
E.1 FY 2022 RA 11639 - BSGC - Others	01 1 01 412									
Maintenance and Other Operating Expenses	50200000 00			28,606,000.00		28,606,000.00	-	-	-	-
Capital Outlay	50600000 00					-	-	-	-	-
Total		-	-	28,606,000.00	-	28,606,000.00	-	-	-	-
E.1 FY 2021 RA 11518 - BSGC - Others	01 1 02 412									

**CY 2022 STATEMENT OF APPROPRIATIONS,
ALLOTMENTS, OBLIGATIONS, DISBURSEMENTS AND
BALANCES (SAAODB)**

As of December 31, 2022

Department : Department of Finance
 Agency : BUREAU OF THE TREASURY
 Operating Unit : BTr NG OVERSIGHT
 Organization Code : 11-005-00-00000
 Funding Source : Fund Cluster 01_RA Fund
 Fund Cluster 02_FAP Fund
 Fund Cluster 03_FAP Fund

FAR No. 1_BTr NG OVERSIGHT_BSGC

X	New General Appropriations
X	Continuing Appropriations
X	Automatic Appropriations
X	Unprogrammed Funds
X	Supplemental Appropriation

PARTICULARS	UACS CODE	CURRENT YEAR DISBURSEMENTS					BALANCES			
		1st Quarter	2nd Quarter	3rd Quarter	4th Quarter	TOTAL	Unreleased Appropriations	Unobligated Allotments	Unpaid Obligations	
									(15-20)	(23+24)
									Due and Demandable	Not Yet Due and Demandable
1	2	16	17	18	19	20 = 16:19	21=5-10	22=10-15	23	24
Maintenance and Other Operating Expenses	50200000 00			9,606,000.00		9,606,000.00	-	-	-	-
Capital Outlay	50600000 00					-	-	-	-	-
Total		-	-	9,606,000.00	-	9,606,000.00	-	-	-	-
TOTAL, BSGC - OTHERS		-	-	38,212,000.00	-	38,212,000.00	-	-	-	-
Maintenance and Other Operating Expenses		-	-	38,212,000.00	-	38,212,000.00	-	-	-	-
Capital Outlay		-	-	-	-	-	-	-	-	-
F. AUTOMATIC APPROPRIATIONS										
F.1 FY 2022 RA 11639, Auto., Customs duties and taxes, including tax expenditures	01 1 04 105									
Maintenance and Other Operating Expenses	50200000 00		2,576,551,318.00	1,944,667,579.00	201,788,001.00	4,723,006,898.00	-	-	-	-
Capital Outlay	50600000 00					-	-	-	-	-
Total		-	2,576,551,318.00	1,944,667,579.00	201,788,001.00	4,723,006,898.00	-	-	-	-
F.2 FY 2022 RA 11639, Auto., Special Account - Locally Funded/Domestic Grants Fund, Automatic Appropriations Bangko Sentral ng Pilipinas Equity Infusion	03 1 04 396									
Maintenance and Other Operating Expenses	50200000 00					-	-	-	-	-
Capital Outlay	50600000 00					-	-	-	-	-
Total		-	-	-	-	-	-	-	-	-
F.3 FY 2022 RA 11639, Special Account - Foreign Assisted/Foreign Grants Fund, Automatic Appropriations	04 1 04 163									
Maintenance and Other Operating Expenses	50200000 00					-	-	440,009,154.00	-	-
Capital Outlay	50600000 00					-	-	-	-	-

**CY 2022 STATEMENT OF APPROPRIATIONS,
ALLOTMENTS, OBLIGATIONS, DISBURSEMENTS AND
BALANCES (SAAODB)**

As of December 31, 2022

Department : Department of Finance
 Agency : BUREAU OF THE TREASURY
 Operating Unit : BTr NG OVERSIGHT
 Organization Code : 11-005-00-00000
 Funding Source : Fund Cluster 01_RA Fund
 Fund Cluster 02_FAP Fund
 Fund Cluster 03_FAP Fund

FAR No. 1_BTr NG OVERSIGHT_BSGC

X	New General Appropriations
X	Continuing Appropriations
X	Automatic Appropriations
X	Unprogrammed Funds
X	Supplemental Appropriation

PARTICULARS	UACS CODE	CURRENT YEAR DISBURSEMENTS					BALANCES			
		1st Quarter	2nd Quarter	3rd Quarter	4th Quarter	TOTAL	Unreleased Appropriations	Unobligated Allotments	Unpaid Obligations	
									(15-20)	(23+24)
									Due and Demandable	Not Yet Due and Demandable
1	2	16	17	18	19	20 = 16:19	21=5-10	22=10-15	23	24
Total		-	-	-	-	-	-	440,009,154.00	-	-
TOTAL, AUTOMATIC APPROPRIATIONS	-	-	2,576,551,318.00	1,944,667,579.00	201,788,001.00	4,723,006,898.00	-	440,009,154.00	-	-
Maintenance and Other Operating Expenses		-	2,576,551,318.00	1,944,667,579.00	201,788,001.00	4,723,006,898.00	-	440,009,154.00	-	-
Capital Outlay		-	-	-	-	-	-	-	-	-
G. UNPROGRAMMED FUND										
G.1 Regular Agency Fund, Unprogrammed Appropriations, Support to Infrastructure Projects and Social Programs	01 1 05 422									
Maintenance and Other Operating Expenses	50200000 00				2,999,000,000.00	2,999,000,000.00	-	-	-	-
Capital Outlay	50600000 00					-	-	-	-	-
Total		-	-	-	2,999,000,000.00	2,999,000,000.00	-	-	-	-
G.1 FY 2022 RA 11639, Unprogrammed Fund - BSGC	01 1 05 427									
Maintenance and Other Operating Expenses	50200000 00	2,500,000,000.00				2,500,000,000.00	-	-	-	-
Capital Outlay	50600000 00					-	-	-	-	-
Total		2,500,000,000.00	-	-	-	2,500,000,000.00	-	-	-	-
G.2 FY 2022 RA 11639, Unprogrammed Fund - Support to Foreign-Assisted Projects	01 1 05 428									
Maintenance and Other Operating Expenses	50200000 00		5,525,300.00		8,214,609.00	13,739,909.00	-	97,512,091.00	-	-
Capital Outlay	50600000 00					-	-	-	-	-
Total		-	5,525,300.00	-	8,214,609.00	13,739,909.00	-	97,512,091.00	-	-
G.3 FY 2021 RA 11518, Continuing Appro - Support to Foreign-Assisted Projects	01 1 02 428									
Maintenance and Other Operating Expenses	50200000 00	133,511,107.43	91,703,638.30		316,331,260.00	541,546,005.73	-	4,717,222.27	-	-
Capital Outlay	50600000 00					-	-	-	-	-
Total		133,511,107.43	91,703,638.30	-	316,331,260.00	541,546,005.73	-	4,717,222.27	-	-

**CY 2022 STATEMENT OF APPROPRIATIONS,
ALLOTMENTS, OBLIGATIONS, DISBURSEMENTS AND
BALANCES (SAAODB)**

As of December 31, 2022

Department : Department of Finance
 Agency : BUREAU OF THE TREASURY
 Operating Unit : BTr NG OVERSIGHT
 Organization Code : 11-005-00-00000
 Funding Source : Fund Cluster 01_RA Fund
 Fund Cluster 02_FAP Fund
 Fund Cluster 03_FAP Fund

FAR No. 1_BTr NG OVERSIGHT_BSGC

X	New General Appropriations
X	Continuing Appropriations
X	Automatic Appropriations
X	Unprogrammed Funds
X	Supplemental Appropriation

PARTICULARS	UACS CODE	CURRENT YEAR DISBURSEMENTS					BALANCES			
		1st Quarter	2nd Quarter	3rd Quarter	4th Quarter	TOTAL	Unreleased Appropriations	Unobligated Allotments	Unpaid Obligations	
									(15-20)	(23+24)
									Due and Demandable	Not Yet Due and Demandable
1	2	16	17	18	19	20 = 16:19	21=5-10	22=10-15	23	24
TOTAL, UNPROGRAMMED FUND	-	2,633,511,107.43	97,228,938.30	-	3,323,545,869.00	6,054,285,914.73	-	102,229,313.27	-	-
Maintenance and Other Operating Expenses		2,633,511,107.43	97,228,938.30	-	3,323,545,869.00	6,054,285,914.73	-	102,229,313.27	-	-
Capital Outlay		-	-	-	-	-	-	-	-	-
GRAND TOTAL		16,116,965,435.69	37,454,995,336.77	48,722,842,152.39	62,937,408,742.00	165,232,211,666.85	2,043,872,045.00	27,504,350,112.23	-	-
Maintenance and Other Operating Expenses		16,043,365,079.69	37,368,824,594.77	48,650,861,531.39	62,746,414,737.00	164,809,465,942.85	2,043,872,045.00	26,599,027,111.23	-	-
Capital Outlay		73,600,356.00	86,170,742.00	71,980,621.00	190,994,005.00	422,745,724.00	-	905,323,001.00	-	-
SUMMARY		-	-	-	-	-	-	-	0.00	-
A. New General Appropriations										
Regular Agency Fund (01)										
Maintenance and Other Operating Expenses	50200000 00	12,284,037,355.00	32,329,363,764.00	43,577,577,783.00	54,338,814,762.00	142,529,793,664.00	1,115,458,100.00	15,234,299,236.00	-	-
Capital Outlay	50600000 00	-	-	14,370,272.00	45,449,874.00	59,820,146.00	-	613,672,854.00	-	-
Total		12,284,037,355.00	32,329,363,764.00	43,591,948,055.00	54,384,264,636.00	142,589,613,810.00	1,115,458,100.00	15,847,972,090.00	-	-
Foreign Assisted Projects Fund (02)										
Maintenance and Other Operating Expenses	50200000 00	12,500,000.00	4,000,000.00	441,827,042.99	16,000,000.00	474,327,042.99	-	249,273,957.01	-	-
Capital Outlay	50600000 00	-	-	-	-	-	-	-	-	-
Total		12,500,000.00	4,000,000.00	441,827,042.99	16,000,000.00	474,327,042.99	-	249,273,957.01	-	-
Continuing Appropriation										
Maintenance and Other Operating Expenses	50200000 00	1,065,416,852.26	994,867,210.47	2,488,880,911.40	4,708,999,506.00	9,258,164,480.13	928,413,945.00	9,901,380,637.95	-	-
Capital Outlay	50600000 00	73,600,356.00	86,170,742.00	57,610,349.00	145,544,131.00	362,925,578.00	-	291,650,147.00	-	-
Total		1,139,017,208.26	1,081,037,952.47	2,546,491,260.40	4,854,543,637.00	9,621,090,058.13	928,413,945.00	10,193,030,784.95	-	-
Total, New General Appropriation		13,435,554,563.26	33,414,401,716.47	46,580,266,358.39	59,254,808,273.00	152,685,030,911.12	2,043,872,045.00	26,290,276,831.96	-	-
C. Special Purpose Funds										
Maintenance and Other Operating Expenses	50200000 00	47,899,765.00	1,366,813,364.00	159,696,215.00	157,266,599.00	1,731,675,943.00	-	671,731,528.00	-	-

**CY 2022 STATEMENT OF APPROPRIATIONS,
ALLOTMENTS, OBLIGATIONS, DISBURSEMENTS AND
BALANCES (SAAODB)**

As of December 31, 2022

Department : Department of Finance
Agency : BUREAU OF THE TREASURY
Operating Unit : BTr NG OVERSIGHT
Organization Code : 11-005-00-00000
Funding Source : Fund Cluster 01_RA Fund
Fund Cluster 02_FAP Fund
Fund Cluster 03_FAP Fund

FAR No. 1_BTr NG OVERSIGHT_BSGC

X	New General Appropriations
X	Continuing Appropriations
X	Automatic Appropriations
X	Unprogrammed Funds
X	Supplemental Appropriation

PARTICULARS	UACS CODE	CURRENT YEAR DISBURSEMENTS					BALANCES			
		1st Quarter	2nd Quarter	3rd Quarter	4th Quarter	TOTAL	Unreleased Appropriations	Unobligated Allotments	Unpaid Obligations	
									(15-20)	(23+24)
									Due and Demandable	Not Yet Due and Demandable
1	2	16	17	18	19	20 = 16:19	21=5-10	22=10-15	23	24
Capital Outlay	50600000 00	-	-	-	-	-	-	-	-	-
Total, Continuing		47,899,765.00	1,366,813,364.00	159,696,215.00	157,266,599.00	1,731,675,943.00	-	671,731,528.00	-	-
D. Contingent Funds										
Maintenance and Other Operating Expenses	50200000 00	-	-	-	-	-	-	103,285.00	-	-
Capital Outlay	50600000 00	-	-	-	-	-	-	-	-	-
Total, Continuing		-	-	-	-	-	-	103,285.00	-	-
E. BSGC Others										
Maintenance and Other Operating Expenses	50200000 00	-	-	38,212,000.00	-	38,212,000.00	-	-	-	-
Capital Outlay	50600000 00	-	-	-	-	-	-	-	-	-
Total, Continuing		-	-	38,212,000.00	-	38,212,000.00	-	-	-	-
F. Automatic Appropriations										
Maintenance and Other Operating Expenses	04 50200000 00	-	2,576,551,318.00	1,944,667,579.00	201,788,001.00	4,723,006,898.00	-	440,009,154.00	-	-
Capital Outlay	50600000 00	-	-	-	-	-	-	-	-	-
Total, Automatic		-	2,576,551,318.00	1,944,667,579.00	201,788,001.00	4,723,006,898.00	-	440,009,154.00	-	-
G. Unprogrammed Fund										
Maintenance and Other Operating Expenses	05 50200000 00	2,633,511,107.43	97,228,938.30	-	3,323,545,869.00	6,054,285,914.73	-	102,229,313.27	-	-
Capital Outlay	50600000 00	-	-	-	-	-	-	-	-	-
Total, Automatic		2,633,511,107.43	97,228,938.30	-	3,323,545,869.00	6,054,285,914.73	-	102,229,313.27	-	-
GRAND TOTAL										
Maintenance and Other Operating Expenses		16,116,965,435.69	37,454,995,336.20	48,722,842,152.39	62,937,408,742.00	165,232,211,666.85	2,043,872,045.00	27,504,350,112.23	-	-
Capital Outlay		16,043,365,079.69	37,368,824,594.77	48,650,861,531.39	62,746,414,737.00	164,809,465,942.85	2,043,872,045.00	26,599,027,111.23	-	-
		73,600,356.00	86,170,742.00	71,980,621.00	190,994,005.00	422,745,724.00	-	905,323,001.00	-	-
		-	-	-	-	-	-	-	-	-

CY 2022 STATEMENT OF APPROPRIATIONS,
ALLOTMENTS, OBLIGATIONS, DISBURSEMENTS AND
BALANCES (SAAODB)

As of December 31, 2022


Department : Department of Finance
Agency : BUREAU OF THE TREASURY
Operating Unit : BTr NG OVERSIGHT
Organization Code : 11-005-00-00000
Funding Source : Fund Cluster 01_RA Fund
Fund Cluster 02_FAP Fund
Fund Cluster 03_FAP Fund

FAR No. 1_BTr NG OVERSIGHT_BSGC


X	New General Appropriations
X	Continuing Appropriations
X	Automatic Appropriations
X	Unprogrammed Funds
X	Supplemental Appropriation

PARTICULARS	UACS CODE	CURRENT YEAR DISBURSEMENTS					BALANCES			
		1st Quarter	2nd Quarter	3rd Quarter	4th Quarter	TOTAL	Unreleased Appropriations	Unobligated Allotments	Unpaid Obligations	
									(15-20)	(23+24)
									Due and Demandable	Not Yet Due and Demandable
1	2	16	17	18	19	20 = 16:19	21=5-10	22=10-15	23	24

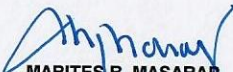
Certified correct:


CYNTHIA C. AGBIN
CTOO II, Bureau Budget Division



AVELINA H. ZUMARRAGA
CTOO II, Miscellaneous Accounts Accounting Division


ROBERT D. ASPA
CTOO I, National Government Debt Accounting Division

Recommended by:


MARITES B. MASARA
Director III, Accounting Service

Approved by:


EDUARDO ANTHONY G. MARIÑO, III
Deputy Treasurer of the Philippines