

CY 2022 STATEMENT OF APPROPRIATIONS, ALLOTMENTS, OBLIGATIONS, DISBURSEMENTS AND BALANCES
As of December 31, 2022

Department : Department of Finance
Agency : BUREAU OF THE TREASURY
Operating Unit : CONSOLIDATED
Organization C : 11-005-00-00000
Funding Source : ALL FUNDS_Cluster 01 (REGULAR AGENCY FUND) and Cluster 04 (SPECIAL ACCOUNT - FOREIGN GRANTS)



FAR No. 1_BTr NG (Spending)

X	Current Year Appropriations
	Supplemental Appropriations
X	Continuing Appropriations

PARTICULARS	UACS Code	APPROPRIATIONS			ALLOTMENTS					CURRENT YEAR OBLIGATIONS				
		Authorized Appropriation	Adjustments	Adjusted Appropriation	Allotments received	Adjustments	Transfer To	Transfer From	Adjusted Total Allotments	1st Quarter	2nd Quarter	3rd Quarter	4th Quarter	TOTAL
1	2	3	4	5=3+4	6	7	8	9	10=6+7-8+9	11	12	13	14	15=11:14
BTr NATIONAL GOVERNMENT	01 1 01 101			-					-					
A. CURRENT YEAR-AGENCY SPECIFIC BUDGET														
A.I Specific Budget of National Government Agencies														
III. Operation		3,127,051,000.00	-	3,127,051,000.00	3,127,051,000.00	-	-	-	3,127,051,000.00	361,035,668.78	1,653,969,991.21	45,727,394.69	108,514,836.28	2,169,247,890.96
OO : Efficiency in cash management improved														
Program I : Financial Asset Management Program		3,127,051,000.00	-	3,127,051,000.00	3,127,051,000.00	-	-	-	3,127,051,000.00	361,035,668.78	1,653,969,991.21	45,727,394.69	108,514,836.28	2,169,247,890.96
Cash management funding and investment of excess funds	310100100001000	2,415,051,000.00	-	2,415,051,000.00	2,415,051,000.00	-	-	-	2,415,051,000.00	361,035,668.78	1,653,969,991.21	(2,027,865.31)	1,915,336.28	2,014,893,130.96
PS			-	-	-	-	-	-	-	-	-	-	-	-
MOOE		62,344,000.00	-	62,344,000.00	62,344,000.00	-	-	-	62,344,000.00	1,605,578.73	35,503,662.21	531,822.35	1,915,336.28	39,556,399.57
CO		2,352,707,000.00	-	2,352,707,000.00	2,352,707,000.00	-	-	-	2,352,707,000.00	359,430,090.05	1,618,466,329.00	(2,559,687.66)		1,975,336,731.39
Comprehensive and adequate insurance protection of Strategically Important Government Asset	310100100002000	-	-	-	-	-	-	-	-	-	-	-	-	-
PS			-	-	-	-	-	-	-	-	-	-	-	-
MOOE			-	-	-	-	-	-	-	-	-	-	-	-
FINEX			-	-	-	-	-	-	-	-	-	-	-	-
CO			-	-	-	-	-	-	-	-	-	-	-	-
Development of Treasury Single Account (TSA)	310100200001000	712,000,000.00	-	712,000,000.00	712,000,000.00	-	-	-	712,000,000.00	-	-	47,755,260.00	106,599,500.00	154,354,760.00
FINEX		712,000,000.00	-	712,000,000.00	712,000,000.00	-	-	-	712,000,000.00	-	-	47,755,260.00	106,599,500.00	154,354,760.00
OO : Efficiency in debt management achieved														
Program II : Debt and Risk Management Program		-	-	-	-	-	-	-	-	-	-	-	-	-
Securities origination	320100100001000	-	-	-	-	-	-	-	-	-	-	-	-	-
Debt monitoring and servicing	320100100002000	-	-	-	-	-	-	-	-	-	-	-	-	-
Risk management	320100100003000	-	-	-	-	-	-	-	-	-	-	-	-	-
PS			-	-	-	-	-	-	-	-	-	-	-	-
MOOE			-	-	-	-	-	-	-	-	-	-	-	-
FINEX			-	-	-	-	-	-	-	-	-	-	-	-
CO			-	-	-	-	-	-	-	-	-	-	-	-

CY 2022 STATEMENT OF APPROPRIATIONS, ALLOTMENTS, OBLIGATIONS, DISBURSEMENTS AND BALANCES
As of December 31, 2022

Department : Department of Finance
Agency : BUREAU OF THE TREASURY
Operating Unit : CONSOLIDATED
Organization C : 11-005-00-00000
Funding Source : ALL FUNDS_Cluster 01 (REGULAR AGENCY FUND) and Cluster 04 (SPECIAL ACCOUNT - FOREIGN GRANTS)

FAR No. 1_BTr NG (Spending)

X	Current Year Appropriations
	Supplemental Appropriations
X	Continuing Appropriations

PARTICULARS	UACS Code	APPROPRIATIONS			ALLOTMENTS					CURRENT YEAR OBLIGATIONS				
		Authorized Appropriation	Adjustments	Adjusted Appropriation	Allotments received	Adjustments	Transfer To	Transfer From	Adjusted Total Allotments	1st Quarter	2nd Quarter	3rd Quarter	4th Quarter	TOTAL
1	2	3	4	5=3+4	6	7	8	9	10=6+7-8+9	11	12	13	14	15=11:14
OO : Efficiency in accounting of NG financial transactions enhanced Program III : NG Accounting Program		-	-	-	-	-	-	-	-	-	-	-	-	-
Recording of NG financial transactions MOOE	330100100001000	-	-	-	-	-	-	-	-	-	-	-	-	-
Reconciliation of NGAs books of accounts	330100100002000	-	-	-	-	-	-	-	-	-	-	-	-	-
Release of Allotment to Local Government Units	330100100003000	-	-	-	-	-	-	-	-	-	-	-	-	-
TOTAL, CURRENT YEAR		3,127,051,000.00	-	3,127,051,000.00	3,127,051,000.00	-	-	-	3,127,051,000.00	361,035,668.78	1,653,969,991.21	45,727,394.69	108,514,836.28	2,169,247,890.96
MOOE		62,344,000.00	-	62,344,000.00	62,344,000.00	-	-	-	62,344,000.00	1,605,578.73	35,503,662.21	531,822.35	1,915,336.28	39,556,399.57
FINEX		712,000,000.00	-	712,000,000.00	712,000,000.00	-	-	-	712,000,000.00	-	-	47,755,260.00	106,599,500.00	154,354,760.00
CO		2,352,707,000.00	-	2,352,707,000.00	2,352,707,000.00	-	-	-	2,352,707,000.00	359,430,090.05	1,618,466,329.00	(2,559,687.66)	-	1,975,336,731.39
B. CONTINUING APPROPRIATION - RA 11518, FY 2021 B.I Specific Budget of National Government Agencies III. Operation				-					-					
OO : Efficiency in cash management improved Program I : Financial Asset Management Program		634,656,530.00	-	634,656,530.00	634,656,530.00	-	-	-	634,656,530.00	466,226,770.22	102,671,150.00	60,500,965.35	3,070.00	629,401,955.57
Cash management funding and investment of excess funds CO	310100100001000	330,222,730.00	-	330,222,730.00	330,222,730.00	-	-	-	330,222,730.00	325,359,180.22	-	(390,974.65)	-	324,968,205.57
Comprehensive and adequate insurance protection of Strategically Important Government Assets PS MOOE FINEX CO	310100100002000	-	-	-	-	-	-	-	-	-	-	-	-	-
Development of Treasury Single Account (TSA) FINEX	310100200001000	304,433,800.00	-	304,433,800.00	304,433,800.00	-	-	-	304,433,800.00	140,867,590.00	102,671,150.00	60,891,940.00	3,070.00	304,433,750.00

CY 2022 STATEMENT OF APPROPRIATIONS, ALLOTMENTS, OBLIGATIONS, DISBURSEMENTS AND BALANCES
As of December 31, 2022

Department : Department of Finance
Agency : BUREAU OF THE TREASURY
Operating Unit : CONSOLIDATED
Organization C : 11-005-00-00000
Funding Source : ALL FUNDS_Cluster 01 (REGULAR AGENCY FUND) and Cluster 04 (SPECIAL ACCOUNT - FOREIGN GRANTS)

FAR No. 1_BTr NG (Spending)

X	Current Year Appropriations
	Supplemental Appropriations
X	Continuing Appropriations

PARTICULARS	UACS Code	APPROPRIATIONS			ALLOTMENTS					CURRENT YEAR OBLIGATIONS				
		Authorized Appropriation	Adjustments	Adjusted Appropriation	Allotments received	Adjustments	Transfer To	Transfer From	Adjusted Total Allotments	1st Quarter	2nd Quarter	3rd Quarter	4th Quarter	TOTAL
1	2	3	4	5=3+4	6	7	8	9	10=6+7-8+9	11	12	13	14	15=11:14
OO : Efficiency in debt management achieved Program II : Debt and Risk Management Program		-	-	-	-	-	-	-	-	-	-	-	-	-
Securities origination	320100100001000	-	-	-	-	-	-	-	-	-	-	-	-	-
Debt monitoring and servicing	320100100002000	-	-	-	-	-	-	-	-	-	-	-	-	-
Risk management	320100100003000	-	-	-	-	-	-	-	-	-	-	-	-	-
OO : Efficiency in accounting of NG financial transactions enhanced Program III : NG Accounting Program		-	-	-	-	-	-	-	-	-	-	-	-	-
Recording of NG financial transactions	330100100001000	-	-	-	-	-	-	-	-	-	-	-	-	-
Reconciliation of NGAs books of accounts	330100100002000	-	-	-	-	-	-	-	-	-	-	-	-	-
Release of Allotment to Local Government Units	330100100003000	-	-	-	-	-	-	-	-	-	-	-	-	-
TOTAL, CONTINUING		634,656,530.00	-	634,656,530.00	634,656,530.00	-	-	-	634,656,530.00	466,226,770.22	102,671,150.00	60,500,965.35	3,070.00	629,401,955.57
MOOE		-	-	-	-	-	-	-	-	-	-	-	-	-
FINEX		304,433,800.00	-	304,433,800.00	304,433,800.00	-	-	-	304,433,800.00	140,867,590.00	102,671,150.00	60,891,940.00	3,070.00	304,433,750.00
CO		330,222,730.00	-	330,222,730.00	330,222,730.00	-	-	-	330,222,730.00	325,359,180.22	-	(390,974.65)	-	324,968,205.57
D. SPECIAL ACCOUNT - LOCALLY FUNDED/DOMESTIC GRANTS	03 1 04 395													
Automatic Appro. - Domestic Grants Fund_Coconut Levy Fund														
III. Operation				-	-				-					-
OO : Efficiency in accounting of NG financial transactions enhanced				-	-				-					-
Program III : NG Accounting Program		10,000,000,000.00	-	10,000,000,000.00	10,000,000,000.00	-	-	-	10,000,000,000.00	-	10,000,000,000.00	-	-	10,000,000,000.00
Recording of NG Financial Transactions	330100100001000	10,000,000,000.00	-	10,000,000,000.00	10,000,000,000.00	-	-	-	10,000,000,000.00	-	10,000,000,000.00	-	-	10,000,000,000.00
MOOE		10,000,000,000.00		10,000,000,000.00	10,000,000,000.00				10,000,000,000.00		10,000,000,000.00			10,000,000,000.00
TOTAL, LOCALLY FUNDED/DOMESTIC GRANTS FUND		10,000,000,000.00	-	10,000,000,000.00	10,000,000,000.00	-	-	-	10,000,000,000.00	-	10,000,000,000.00	-	-	10,000,000,000.00
PS														
MOOE		10,000,000,000.00	-	10,000,000,000.00	10,000,000,000.00	-	-	-	10,000,000,000.00	-	10,000,000,000.00	-	-	10,000,000,000.00
FINEX														
CO														

CY 2022 STATEMENT OF APPROPRIATIONS, ALLOTMENTS, OBLIGATIONS, DISBURSEMENTS AND BALANCES
As of December 31, 2022

Department : Department of Finance
Agency : BUREAU OF THE TREASURY
Operating Unit : CONSOLIDATED
Organization C : 11-005-00-00000
Funding Source : ALL FUNDS_Cluster 01 (REGULAR AGENCY FUND) and Cluster 04 (SPECIAL ACCOUNT - FOREIGN GRANTS)

FAR No. 1_BTr NG (Spending)

X	Current Year Appropriations
	Supplemental Appropriations
X	Continuing Appropriations

PARTICULARS	UACS Code	APPROPRIATIONS			ALLOTMENTS					CURRENT YEAR OBLIGATIONS				
		Authorized Appropriation	Adjustments	Adjusted Appropriation	Allotments received	Adjustments	Transfer To	Transfer From	Adjusted Total Allotments	1st Quarter	2nd Quarter	3rd Quarter	4th Quarter	TOTAL
1	2	3	4	5=3+4	6	7	8	9	10=6+7-8+9	11	12	13	14	15=11:14
GRAND TOTAL, BTr NG		13,761,707,530.00	-	13,761,707,530.00	13,761,707,530.00	-	-	-	13,761,707,530.00	827,262,439.00	11,756,641,141.21	106,228,360.04	108,517,906.28	12,798,649,846.53
PS		-	-	-	-	-	-	-	-	-	-	-	-	-
MOOE		10,062,344,000.00	-	10,062,344,000.00	10,062,344,000.00	-	-	-	10,062,344,000.00	1,605,578.73	10,035,503,662.21	531,822.35	1,915,336.28	10,039,556,399.57
FINEX		1,016,433,800.00	-	1,016,433,800.00	1,016,433,800.00	-	-	-	1,016,433,800.00	140,867,590.00	102,671,150.00	108,647,200.00	106,602,570.00	458,788,510.00
CO		2,682,929,730.00	-	2,682,929,730.00	2,682,929,730.00	-	-	-	2,682,929,730.00	684,789,270.27	1,618,466,329.00	(2,950,662.31)	-	2,300,304,936.96
RECAPITULATION BY MFO:														
PROGRAM I														
MOOE		62,344,000.00	-	62,344,000.00	62,344,000.00	-	-	-	62,344,000.00	1,605,578.73	35,503,662.21	531,822.35	1,915,336.28	39,556,399.57
FINEX		1,016,433,800.00	-	1,016,433,800.00	1,016,433,800.00	-	-	-	1,016,433,800.00	140,867,590.00	102,671,150.00	108,647,200.00	106,602,570.00	458,788,510.00
CO		2,682,929,730.00	-	2,682,929,730.00	2,682,929,730.00	-	-	-	2,682,929,730.00	684,789,270.27	1,618,466,329.00	(2,950,662.31)	-	2,300,304,936.96
		3,761,707,530.00	-	3,761,707,530.00	3,761,707,530.00	-	-	-	3,761,707,530.00	827,262,439.00	1,756,641,141.21	106,228,360.04	108,517,906.28	2,798,649,846.53
PROGRAM II														
MOOE		-	-	-	-	-	-	-	-	-	-	-	-	-
		-	-	-	-	-	-	-	-	-	-	-	-	-
PROGRAM III														
MOOE		10,000,000,000.00	-	10,000,000,000.00	10,000,000,000.00	-	-	-	10,000,000,000.00	-	10,000,000,000.00	-	-	10,000,000,000.00
GRAND TOTAL, BTr NG		13,761,707,530.00	-	13,761,707,530.00	13,761,707,530.00	-	-	-	13,761,707,530.00	827,262,439.00	11,756,641,141.21	106,228,360.04	108,517,906.28	12,798,649,846.53
PS		-	-	-	-	-	-	-	-	-	-	-	-	-
MOOE		10,062,344,000.00	-	10,062,344,000.00	10,062,344,000.00	-	-	-	10,062,344,000.00	1,605,578.73	10,035,503,662.21	531,822.35	1,915,336.28	10,039,556,399.57
FINEX		1,016,433,800.00	-	1,016,433,800.00	1,016,433,800.00	-	-	-	1,016,433,800.00	140,867,590.00	102,671,150.00	108,647,200.00	106,602,570.00	458,788,510.00
CO		2,682,929,730.00	-	2,682,929,730.00	2,682,929,730.00	-	-	-	2,682,929,730.00	684,789,270.27	1,618,466,329.00	(2,950,662.31)	-	2,300,304,936.96

CY 2022 STATEMENT OF APPROPRIATIONS, ALLOTMEN
As of December 31, 2022

Department : Department of Finance
Agency : BUREAU OF THE TREASURY
Operating Unit : CONSOLIDATED
Organization C : 11-005-00-00000
Funding Source : ALL FUNDS_Cluster 01 (REGULAR AGENCY FUND) a

FAR No. 1_BT r NG

X	Current Year Appropriations
	Supplemental Appropriations
X	Continuing Appropriations

PARTICULARS	UACS Code	CURRENT YEAR DISBURSEMENTS					BALANCES			
		1st Quarter	2nd Quarter	3rd Quarter	4th Quarter	TOTAL	Unreleased Appropriations	Unobligated Allotments	Unpaid Obligations	
									(15-20)	(23+24)
									Due and Demandable	Not Yet Due and Demandable
1	2	16	17	18	19	20 = 16:19	21=5-10	22=10-15	23	24
BTr NATIONAL GOVERNMENT										
A. CURRENT YEAR-AGENCY SPECIFIC BUDGET										
A.I Specific Budget of National Government Agencies										
III. Operation		359,400,171.32	1,652,692,059.36	48,331,236.79	94,280,253.83	2,154,703,721.30	-	957,803,109.04	14,202,160.00	342,009.66
OO : Efficiency in cash management improved										
Program I : Financial Asset Management Program		359,400,171.32	1,652,692,059.36	48,331,236.79	94,280,253.83	2,154,703,721.30	-	957,803,109.04	14,202,160.00	342,009.66
						-	-	-		
Cash management funding and investment of excess funds	310100100001000	359,400,171.32	1,652,692,059.36	866,746.79	1,592,143.83	2,014,551,121.30	-	400,157,869.04	0.00	342,009.66
PS						-	-	-	-	
MOOE		414,525.93	36,340,973.36	866,746.79	1,592,143.83	39,214,389.91	-	22,787,600.43	0.00	342,009.66
CO		358,985,645.39	1,616,351,086.00			1,975,336,731.39	-	377,370,268.61	-	
Comprehensive and adequate insurance protection of Strategically Important Government Assest	310100100002000	-	-	-	-	-	-	-	-	-
PS						-	-	-	-	
MOOE						-	-	-	-	
FINEX						-	-	-	-	
CO						-	-	-	-	
Development of Treasury Single Account (TSA)	310100200001000	-	-	47,464,490.00	92,688,110.00	140,152,600.00	-	557,645,240.00	14,202,160.00	-
FINEX		-	-	47,464,490.00	92,688,110.00	140,152,600.00	-	557,645,240.00	14,202,160.00	
OO : Efficiency in debt management achieved										
Program II : Debt and Riskt Management Program		-	-	-	-	-	-	-	-	-
Securities origination	320100100001000	-	-	-	-	-	-	-	-	-
Debt monitoring and servicing	320100100002000	-	-	-	-	-	-	-	-	-
Risk management	320100100003000	-	-	-	-	-	-	-	-	-
PS						-	-	-	-	
MOOE						-	-	-	-	
FINEX						-	-	-	-	
CO						-	-	-	-	

CY 2022 STATEMENT OF APPROPRIATIONS, ALLOTMEN
As of December 31, 2022

Department : Department of Finance
Agency : BUREAU OF THE TREASURY
Operating Unit : CONSOLIDATED
Organization C : 11-005-00-00000
Funding Source : ALL FUNDS_Cluster 01 (REGULAR AGENCY FUND) a

FAR No. 1_BTr NG	
X	Current Year Appropriations
	Supplemental Appropriations
X	Continuing Appropriations

PARTICULARS	UACS Code	CURRENT YEAR DISBURSEMENTS					BALANCES			
		1st Quarter	2nd Quarter	3rd Quarter	4th Quarter	TOTAL	Unreleased Appropriations	Unobligated Allotments	Unpaid Obligations	
									(15-20)	(23+24)
									Due and Demandable	Not Yet Due and Demandable
1	2	16	17	18	19	20 = 16:19	21=5-10	22=10-15	23	24
OO : Efficiency in accounting of NG financial transactions enhanced Program III : NG Accounting Program		-	-	-	-	-	-	-	-	-
Recording of NG financial transactions MOOE	330100100001000	-	-	-	-	-	-	-	-	-
Reconciliation of NGAs books of accounts	330100100002000	-	-	-	-	-	-	-	-	-
Release of Allotment to Local Government Units	330100100003000	-	-	-	-	-	-	-	-	-
TOTAL, CURRENT YEAR		359,400,171.32	1,652,692,059.36	48,331,236.79	94,280,253.83	2,154,703,721.30	-	957,803,109.04	14,202,160.00	342,009.66
MOOE		414,525.93	36,340,973.36	866,746.79	1,592,143.83	39,214,389.91	-	22,787,600.43	0.00	342,009.66
FINEX		-	-	47,464,490.00	92,688,110.00	140,152,600.00	-	557,645,240.00	14,202,160.00	-
CO		358,985,645.39	1,616,351,086.00	-	-	1,975,336,731.39	-	377,370,268.61	-	-
B. CONTINUING APPROPRIATION - RA 11518, FY 2021 B.I Specific Budget of National Government Agencies III. Operation		460,151,205.57	108,355,740.00	60,879,470.00	15,540.00	629,401,955.57	-	5,254,574.43	0.00	-
OO : Efficiency in cash management improved Program I : Financial Asset Management Program		460,151,205.57	108,355,740.00	60,879,470.00	15,540.00	629,401,955.57	-	5,254,574.43	0.00	-
Cash management funding and investment of excess funds CO	310100100001000	324,968,205.57	-	-	-	324,968,205.57	-	5,254,524.43	0.00	-
		324,968,205.57	-	-	-	324,968,205.57	-	5,254,524.43	0.00	-
Comprehensive and adequate insurance protection of Strategically Important Government Assets	310100100002000	-	-	-	-	-	-	-	-	-
PS		-	-	-	-	-	-	-	-	-
MOOE		-	-	-	-	-	-	-	-	-
FINEX		-	-	-	-	-	-	-	-	-
CO		-	-	-	-	-	-	-	-	-
Development of Treasury Single Account (TSA)	310100200001000	135,183,000.00	108,355,740.00	60,879,470.00	15,540.00	304,433,750.00	-	50.00	-	-
FINEX		135,183,000.00	108,355,740.00	60,879,470.00	15,540.00	304,433,750.00	-	50.00	-	-

CY 2022 STATEMENT OF APPROPRIATIONS, ALLOTMEN
As of December 31, 2022

Department : Department of Finance
Agency : BUREAU OF THE TREASURY
Operating Unit : CONSOLIDATED
Organization C : 11-005-00-00000
Funding Source : ALL FUNDS_Cluster 01 (REGULAR AGENCY FUND) a

FAR No. 1_BT NG

X	Current Year Appropriations
	Supplemental Appropriations
X	Continuing Appropriations

PARTICULARS	UACS Code	CURRENT YEAR DISBURSEMENTS					BALANCES			
		1st Quarter	2nd Quarter	3rd Quarter	4th Quarter	TOTAL	Unreleased Appropriations	Unobligated Allotments	Unpaid Obligations	
									(15-20)	(23+24)
									Due and Demandable	Not Yet Due and Demandable
1	2	16	17	18	19	20 = 16:19	21=5-10	22=10-15	23	24
OO : Efficiency in debt management achieved Program II : Debt and Risk Management Program		-	-	-	-	-	-	-	-	-
Securities origination	320100100001000	-	-	-	-	-	-	-	-	-
Debt monitoring and servicing	320100100002000	-	-	-	-	-	-	-	-	-
Risk management	320100100003000	-	-	-	-	-	-	-	-	-
OO : Efficiency in accounting of NG financial transactions enhanced Program III : NG Accounting Program		-	-	-	-	-	-	-	-	-
Recording of NG financial transactions	330100100001000	-	-	-	-	-	-	-	-	-
Reconciliation of NGAs books of accounts	330100100002000	-	-	-	-	-	-	-	-	-
Release of Allotment to Local Government Units	330100100003000	-	-	-	-	-	-	-	-	-
TOTAL, CONTINUING		460,151,205.57	108,355,740.00	60,879,470.00	15,540.00	629,401,955.57	-	5,254,574.43	0.00	-
MOOE		-	-	-	-	-	-	-	-	-
FINEX		135,183,000.00	108,355,740.00	60,879,470.00	15,540.00	304,433,750.00	-	50.00	-	-
CO		324,968,205.57	-	-	-	324,968,205.57	-	5,254,524.43	0.00	-
D. SPECIAL ACCOUNT - LOCALLY FUNDED/DOMESTIC GRANT	03 1 04 395									
Automatic Appro. - Domestic Grants Fund_Coconut Levy Fund										
III. Operation						-	-	-	-	-
OO : Efficiency in accounting of NG financial transactions enhanced						-	-	-	-	-
Program III : NG Accounting Program		-	10,000,000,000.00	-	-	10,000,000,000.00	-	-	-	-
Recording of NG Financial Transactions	330100100001000	-	10,000,000,000.00	-	-	10,000,000,000.00	-	-	-	-
MOOE			10,000,000,000.00			10,000,000,000.00	-	-	-	-
TOTAL, LOCALLY FUNDED/DOMESTIC GRANTS FUND		-	10,000,000,000.00	-	-	10,000,000,000.00	-	-	-	-
PS										
MOOE		-	10,000,000,000.00	-	-	10,000,000,000.00	-	-	-	-
FINEX										
CO										

CY 2022 STATEMENT OF APPROPRIATIONS, ALLOTMEN
As of December 31, 2022

Department : Department of Finance
Agency : BUREAU OF THE TREASURY
Operating Unit : CONSOLIDATED
Organization C : 11-005-00-00000
Funding Source : ALL FUNDS_Cluster 01 (REGULAR AGENCY FUND) a

FAR No. 1_BTr NG

X
X

Current Year Appropriations
Supplemental Appropriations
Continuing Appropriations

PARTICULARS	UACS Code	CURRENT YEAR DISBURSEMENTS					BALANCES			
		1st Quarter	2nd Quarter	3rd Quarter	4th Quarter	TOTAL	Unreleased Appropriations	Unobligated Allotments	Unpaid Obligations	
									(15-20)	(23+24)
									Due and Demandable	Not Yet Due and Demandable
1	2	16	17	18	19	20 = 16:19	21=5-10	22=10-15	23	24
GRAND TOTAL, BTr NG		819,551,376.89	11,761,047,799.36	109,210,706.79	94,295,793.83	12,784,105,676.87	-	963,057,683.47	14,202,160.00	342,009.66
PS		-	-	-	-	-	-	-	-	-
MOOE		414,525.93	10,036,340,973.36	866,746.79	1,592,143.83	10,039,214,389.91	-	22,787,600.43	(0.00)	342,009.66
FINEX		135,183,000.00	108,355,740.00	108,343,960.00	92,703,650.00	444,586,350.00	-	557,645,290.00	14,202,160.00	-
CO		683,953,850.96	1,616,351,086.00	-	-	2,300,304,936.96	-	382,624,793.04	-	-
RECAPITULATION BY MFO:										
PROGRAM I										
MOOE		414,525.93	36,340,973.36	866,746.79	1,592,143.83	39,214,389.91	-	22,787,600.43	0.00	342,009.66
FINEX		135,183,000.00	108,355,740.00	108,343,960.00	92,703,650.00	444,586,350.00	-	557,645,290.00	14,202,160.00	-
CO		683,953,850.96	1,616,351,086.00	-	-	2,300,304,936.96	-	382,624,793.04	-	-
		819,551,376.89	1,761,047,799.36	109,210,706.79	94,295,793.83	2,784,105,676.87	-	963,057,683.47	14,202,160.00	342,009.66
PROGRAM II										
MOOE		-	-	-	-	-	-	-	-	-
		-	-	-	-	-	-	-	-	-
PROGRAM III										
MOOE		-	10,000,000,000.00	-	-	10,000,000,000.00	-	-	-	-
GRAND TOTAL, BTr NG		819,551,376.89	11,761,047,799.36	109,210,706.79	94,295,793.83	12,784,105,676.87	-	963,057,683.47	14,202,160.00	342,009.66
PS		-	-	-	-	-	-	-	-	-
MOOE		414,525.93	10,036,340,973.36	866,746.79	1,592,143.83	10,039,214,389.91	-	22,787,600.43	(0.00)	342,009.66
FINEX		135,183,000.00	108,355,740.00	108,343,960.00	92,703,650.00	444,586,350.00	-	557,645,290.00	14,202,160.00	-
CO		683,953,850.96	1,616,351,086.00	-	-	2,300,304,936.96	-	382,624,793.04	-	-
		-	-	-	-	-	-	-	(0.00)	-

CY 2022 STATEMENT OF APPROPRIATIONS, ALLOTMEN
As of December 31, 2022


Department : Department of Finance
Agency : BUREAU OF THE TREASURY
Operating Unit : CONSOLIDATED
Organization C : 11-005-00-00000
Funding Source : ALL FUNDS_Cluster 01 (REGULAR AGENCY FUND) a

FAR No. 1_BTr NG

X	Current Year Appropriations
	Supplemental Appropriations
X	Continuing Appropriations


PARTICULARS	UACS Code	CURRENT YEAR DISBURSEMENTS					BALANCES			
		1st Quarter	2nd Quarter	3rd Quarter	4th Quarter	TOTAL	Unreleased Appropriations	Unobligated Allotments	Unpaid Obligations	
									(15-20)	(23+24)
									Due and Demandable	Not Yet Due and Demandable
1	2	16	17	18	19	20 = 16:19	21=5-10	22=10-15	23	24

Certified Correct:



CYNTHIA C. AGBIN
CTOO II, Bureau Budget Division


ROWENA R. GAMBA
OIC, Bureau Accounting Division



AVELINA H. ZUMARRAGA
CTOO II, Miscellaneous Accounts Accounting Division


MARY GRACE ROSELEE B. DOCTOR
CTOO II, National Cash Accounting Division

Recommended by:


MARITES B. MASARAP
Director III, Accounting Service

Approved by:


EDUARDO ANTHONY G. MARIÑO, III
Deputy Treasurer of the Philippines