


CY 2022 SUMMARY OF APPROPRIATIONS, ALLOTMENTS, OBLIGATIONS, DISBURSEMENTS AND BALANCES BY OBJECT OF EXPENDITURES (SAAODBOE)

As of December 31, 2022

Department : Department of Finance
Agency : BUREAU OF THE TREASURY
Operating Unit : CONSOLIDATED
Organization Code : 11-005-00-00000
Funding Source Code : ALL FUNDS_Cluster 01 (REGULAR AGENCY FUND) and 03 (SPECIAL ACCOUNT - LOCALLY FUNDED)



FAR No. 1A_BT NG - OVERSIGHT_ALGU

X	Current Year Appropriations
X	Supplemental Appropriations
X	Continuing Appropriations
X	Automatic Appropriations
X	Unprogrammed Appropriations

PARTICULARS	UACS Code	APPROPRIATIONS			ALLOTMENTS					CURRENT YEAR OBLIGATIONS				
		Authorized Appropriation	Adjustments	Adjusted Appropriation	Allotments received	Adjustments	Transfer To	Transfer From	Adjusted Total Allotments	1st Quarter	2nd Quarter	3rd Quarter	4th Quarter	TOTAL
1	2	3	4	5=3+4	6	7	8	9	10=6+7-8+9	11	12	13	14	15=11:14
BTr - NATIONAL GOVERNMENT - OVERSIGHT														
I. REGULAR AGENCY FUND														
<u>A. NEW GENERAL APPROPRIATION</u>														
A.I. Allocation to Local Government Units														
Local Government Support Fund (LGSF), FY 2022 RA 11639														
Operations: Program III_NG Accounting Prog.														
Release of Allotment to LGUs (ALGU)	330100100003000	17,904,995,234.00	-	17,904,995,234.00	17,904,995,234.00	-	-	-	17,904,995,234.00	3,488,093,788.00	1,996,269,651.10	6,432,499,233.44	5,988,132,559.25	17,904,995,231.79
Maintenance and Other Operating Exp.	50200000 00	17,904,995,234.00	-	17,904,995,234.00	17,904,995,234.00	-	-	-	17,904,995,234.00	3,488,093,788.00	1,996,269,651.10	6,432,499,233.44	5,988,132,559.25	17,904,995,231.79
Financial Assistance to LGUs	50214030 00	17,904,995,234.00	-	17,904,995,234.00	17,904,995,234.00	-	-	-	17,904,995,234.00	3,488,093,788.00	1,996,269,651.10	6,432,499,233.44	5,988,132,559.25	17,904,995,231.79
Assistance to Cities (AC)				-	-				-					-
Assistance to Disadvantage Municipalities (ADM)				-	-				-					-
Bottom-Up Budgeting (BUB)				-	-				-					-
Conditional Matching Grant to Provinces (CMGP)		439,999,234.00		439,999,234.00	439,999,234.00				439,999,234.00			349,999,233.44	90,000,000.00	439,999,233.44
Disaster Reduction and Rehabilitation Program (DRRP)		-		-	-				-				-	-
Growth Equity Fund (GEF)		1,250,000,000.00		1,250,000,000.00	1,250,000,000.00				1,250,000,000.00			1,250,000,000.00	-	1,250,000,000.00
KALSADA		-		-	-				-			-	-	-
REGULAR "Priority program"		10,590,996,000.00		10,590,996,000.00	10,590,996,000.00				10,590,996,000.00	3,488,093,788.00	1,680,269,651.10	92,500,000.00	5,330,132,559.25	10,590,995,998.35
Sagana at Ligtas na Tubig Sa Lahat (SALINTUBIG)		-		-	-				-			-	-	-
Support to Barangay Development Program		5,624,000,000.00		5,624,000,000.00	5,624,000,000.00				5,624,000,000.00		316,000,000.00	4,740,000,000.00	568,000,000.00	5,624,000,000.00
A.II Special Shares of LGU in the Proceeds of National Taxes, FY 2022 RA 11639														
Operations: Program III_NG Accounting Prog.														
Release of Allotment to LGUs (ALGU)	330100100003000	23,945,730,675.00	-	23,945,730,675.00	23,945,730,675.00	-	-	-	23,945,730,675.00	989,697,752.48	718,683.00	2,856,214,930.57	20,099,099,294.19	23,945,730,660.24
Maintenance and Other Operating Exp.	50200000 00	23,945,730,675.00	-	23,945,730,675.00	23,945,730,675.00	-	-	-	23,945,730,675.00	989,697,752.48	718,683.00	2,856,214,930.57	20,099,099,294.19	23,945,730,660.24
Financial Assistance to LGUs	50214030 00	23,945,730,675.00	-	23,945,730,675.00	23,945,730,675.00	-	-	-	23,945,730,675.00	989,697,752.48	718,683.00	2,856,214,930.57	20,099,099,294.19	23,945,730,660.24
No Breakdown		19,010,582,000.00		19,010,582,000.00	19,010,582,000.00				19,010,582,000.00				19,010,582,000.00	19,010,582,000.00
Tobacco Excise Tax (Virginia), RA 7171		-		-	-				-					-
Tobacco Excise Tax (Burley/Native), RA 8240		-		-	-				-					-
Mining Taxes, RA 7160		2,076,001,471.00		2,076,001,471.00	2,076,001,471.00				2,076,001,471.00	989,497,920.90	694,437.17		1,085,809,110.43	2,076,001,468.50
Royalties, RA 7160		652,016,382.00		652,016,382.00	652,016,382.00				652,016,382.00	-	-	652,016,381.48	-	652,016,381.48
Forestry Charges, RA 7160		3,548,899.00		3,548,899.00	3,548,899.00				3,548,899.00	199,831.58	24,245.83	616,628.15	2,708,183.76	3,548,889.32
Fishery Charges, RA 7160		-		-	-				-			-		-

CY 2022 SUMMARY OF APPROPRIATIONS, ALLOTMENTS, OBLIGATIONS, DISBURSEMENTS AND BALANCES BY OBJECT OF EXPENDITURES (SAADBOE)

As of December 31, 2022

Department : Department of Finance
Agency : BUREAU OF THE TREASURY
Operating Unit : CONSOLIDATED
Organization Code : 11-005-00-00000
Funding Source Code : ALL FUNDS_Cluster 01 (REGULAR AGENCY FUND) and 03 (SPECIAL ACCOUNT - LOCALLY FUNDED)

FAR No. 1A_BTr NG - OVERSIGHT_ALGU

X	Current Year Appropriations
X	Supplemental Appropriations
X	Continuing Appropriations
X	Automatic Appropriations
X	Unprogrammed Appropriations

PARTICULARS	UACS Code	APPROPRIATIONS			ALLOTMENTS					CURRENT YEAR OBLIGATIONS				
		Authorized Appropriation	Adjustments	Adjusted Appropriation	Allotments received	Adjustments	Transfer To	Transfer From	Adjusted Total Allotments	1st Quarter	2nd Quarter	3rd Quarter	4th Quarter	TOTAL
1	2	3	4	5=3+4	6	7	8	9	10=6+7-8+9	11	12	13	14	15=11:14
Renewable Energy Charges, RA 9513		1,796,688,737.00		1,796,688,737.00	1,796,688,737.00				1,796,688,737.00			1,796,688,735.56		1,796,688,735.56
Income Tax Collection, RA 7922 & RA 8748		-		-	-				-			-		-
Value Added Tax, RA 7643		406,893,186.00		406,893,186.00	406,893,186.00				406,893,186.00			406,893,185.38		406,893,185.38
Value Added Tax, RA 7953 & RA 8407				-	-				-					-
A.III. Shares in the National Internal Revenue Tax Collections	01 1 01 257													
Operations: Program III_NG Accounting Prog.														
Release of Allotment to LGUs (ALGU)	330100100003000	7,712,814,300.00	-	7,712,814,300.00	7,712,814,300.00	-	-	-	7,712,814,300.00	-	300,291,232.58	745,366,521.46	6,667,156,542.39	7,712,814,296.43
Maintenance and Other Operating Exp.	50200000 00	7,712,814,300.00	-	7,712,814,300.00	7,712,814,300.00	-	-	-	7,712,814,300.00	-	300,291,232.58	745,366,521.46	6,667,156,542.39	7,712,814,296.43
Organic Law for the BARMM	50214030 00	7,712,814,300.00		7,712,814,300.00	7,712,814,300.00				7,712,814,300.00		300,291,232.58	745,366,521.46	6,667,156,542.39	7,712,814,296.43
A.IV Regular Agency Fund, General Appropriations, National Disaster Risk Reduction and Management Fund (Calamity Fund), RA 11639 (FY 2022 GAA)	01 1 01 401													
Operations: Program III_NG Accounting Prog.														
Release of Allotment to LGUs (ALGU)	330100100003000	84,000,000.00	-	84,000,000.00	84,000,000.00	-	-	-	84,000,000.00	-	84,000,000.00	-	-	84,000,000.00
Maintenance and Other Operating Exp.	50200000 00	84,000,000.00	-	84,000,000.00	84,000,000.00	-	-	-	84,000,000.00	-	84,000,000.00	-	-	84,000,000.00
Financial Assistance to LGUs	50200000 00	84,000,000.00	-	84,000,000.00	84,000,000.00	-	-	-	84,000,000.00	-	84,000,000.00	-	-	84,000,000.00
FY 2021 Marawi Recovery, Rehabilitation and Reconstruction Program		84,000,000.00		84,000,000.00	84,000,000.00				84,000,000.00		84,000,000.00			84,000,000.00
				-	-				-					-
A.V Special Purpose Funds	01 1 01 407													
Pension and Gratuity FundFY 2022 RA 11639														
Operations: Program III_NG Accounting Prog.														
Release of Allotment to LGUs (ALGU)	330100100003000	30,777,756.00	-	30,777,756.00	30,777,756.00	-	-	-	30,777,756.00	3,663,005.00	4,489,647.80	12,820,730.59	9,804,366.24	30,777,749.63
Maintenance and Other Operating Exp.	50200000 00	30,777,756.00	-	30,777,756.00	30,777,756.00	-	-	-	30,777,756.00	3,663,005.00	4,489,647.80	12,820,730.59	9,804,366.24	30,777,749.63
Financial Assistance to LGUs	50214030 00	30,777,756.00	-	30,777,756.00	30,777,756.00	-	-	-	30,777,756.00	3,663,005.00	4,489,647.80	12,820,730.59	9,804,366.24	30,777,749.63
Retirement Gratuity				-	-				-					-
Terminal Leave		30,111,424.00		30,111,424.00	30,111,424.00				30,111,424.00	3,663,005.00	4,489,647.80	12,364,233.59	9,594,531.24	30,111,417.63
Monetization of Leave Credits		666,332.00		666,332.00	666,332.00				666,332.00			456,497.00	209,835.00	666,332.00
Total, NEW GENERAL APPROPRIATION		49,678,317,965.00	-	49,678,317,965.00	49,678,317,965.00	-	-	-	49,678,317,965.00	4,481,454,545.48	2,385,769,214.48	10,046,901,416.06	32,764,192,762.07	49,678,317,938.09
PS			-	-	-				-					-
MOOE		49,678,317,965.00	-	49,678,317,965.00	49,678,317,965.00	-	-	-	49,678,317,965.00	4,481,454,545.48	2,385,769,214.48	10,046,901,416.06	32,764,192,762.07	49,678,317,938.09

CY 2022 SUMMARY OF APPROPRIATIONS, ALLOTMENTS, OBLIGATIONS, DISBURSEMENTS AND BALANCES BY OBJECT OF EXPENDITURES (SAAODBOE)

As of December 31, 2022

Department : Department of Finance
Agency : BUREAU OF THE TREASURY
Operating Unit : CONSOLIDATED
Organization Code : 11-005-00-00000
Funding Source Code : ALL FUNDS_Cluster 01 (REGULAR AGENCY FUND) and 03 (SPECIAL ACCOUNT - LOCALLY FUNDED)

FAR No. 1A_BT NG - OVERSIGHT_ALGU

X	Current Year Appropriations
X	Supplemental Appropriations
X	Continuing Appropriations
X	Automatic Appropriations
X	Unprogrammed Appropriations

PARTICULARS	UACS Code	APPROPRIATIONS			ALLOTMENTS					CURRENT YEAR OBLIGATIONS				
		Authorized Appropriation	Adjustments	Adjusted Appropriation	Allotments received	Adjustments	Transfer To	Transfer From	Adjusted Total Allotments	1st Quarter	2nd Quarter	3rd Quarter	4th Quarter	TOTAL
1	2	3	4	5=3+4	6	7	8	9	10=6+7-8+9	11	12	13	14	15=11:14
FINEX CO			-	-	-				-					-
			-	-	-				-					-
B. CONTINUING, FY 2021 RA 11518	02													
B.I. Allocation to Local Government Units														
Local Government Support Fund	01 1 02 254													
Operations: Program III_NG Accounting Prog.														
Release of Allotment to LGUs (ALGU)	330100100003000	149,000,000.00	0.19	149,000,000.19	149,000,000.00	0.19	-	-	149,000,000.19	134,000,000.00	15,000,000.00	-	-	149,000,000.00
Maintenance and Other Operating Exp.	50200000 00	149,000,000.00	0.19	149,000,000.19	149,000,000.00	0.19	-	-	149,000,000.19	134,000,000.00	15,000,000.00	-	-	149,000,000.00
Financial Assistance to LGUs	50214030 00	149,000,000.00	0.19	149,000,000.19	149,000,000.00	0.19	-	-	149,000,000.19	134,000,000.00	15,000,000.00	-	-	149,000,000.00
Assistance to Cities (AC)			-	-	-				-					-
Assistance to Municipalities (AM)			-	-	-				-					-
Bottom-Up Budgeting (BUB)			-	-	-				-					-
Conditional Matching Grant to Provinces (CMGP)			-	-	-				-					-
KALSADA			-	-	-				-					-
REGULAR "Priority program"		149,000,000.00	0.19	149,000,000.19	149,000,000.00	0.19			149,000,000.19	134,000,000.00	15,000,000.00			149,000,000.00
Sagana at Ligtas na Tubig Sa Lahat (SALINTUBIG)			-	-	-				-					-
B.II Special Shares of LGU in the Proceeds of National Taxes, FY 2021 RA 11518	01 1 02 252													
Operations: Program III_NG Accounting Prog.														
Release of Allotment to LGUs (ALGU)	330100100003000	2,293,857,721.00	8.46	2,293,857,729.46	2,293,857,721.00	8.46	-	-	2,293,857,729.46	1,351,522,431.06	4,185,006.44	938,108,464.38	41,808.29	2,293,857,710.17
Maintenance and Other Operating Exp.	50200000 00	2,293,857,721.00	8.46	2,293,857,729.46	2,293,857,721.00	8.46	-	-	2,293,857,729.46	1,351,522,431.06	4,185,006.44	938,108,464.38	41,808.29	2,293,857,710.17
Financial Assistance to LGUs	50214030 00	2,293,857,721.00	8.46	2,293,857,729.46	2,293,857,721.00	8.46	-	-	2,293,857,729.46	1,351,522,431.06	4,185,006.44	938,108,464.38	41,808.29	2,293,857,710.17
Tobacco Excise Tax (Virginia), RA 7171			-	-	-	-			-					-
Tobacco Excise Tax (Burley/Native), RA 8240			-	-	-	-			-					-
Mining Taxes, RA 7160		1,463,920,705.00	1.38	1,463,920,706.38	1,463,920,705.00	1.38			1,463,920,706.38	522,530,576.82	3,281,657.53	938,108,464.38		1,463,920,698.73
Royalties, RA 7160		-	1.38	1.38	-	1.38			1.38	-				-
Forestry Charges, RA 7160		945,159.00	3.51	945,162.51	945,159.00	3.51			945,162.51	-	903,348.91		41,808.29	945,157.20
Fishery Charges, RA 7160		-	-	-	-	-			-	-				-
Renewable Energy Charges, RA 9513		828,991,857.00	-	828,991,857.00	828,991,857.00	-			828,991,857.00	828,991,854.24				828,991,854.24
Income Tax Collection, RA 7922 & RA 8748			0.25	0.25	-	0.25			0.25					-
Value Added Tax, RA 7643			1.94	1.94	-	1.94			1.94					-
Value Added Tax, RA 7953 & RA 8407			-	-	-	-			-					-

CY 2022 SUMMARY OF APPROPRIATIONS, ALLOTMENTS, OBLIGATIONS, DISBURSEMENTS AND BALANCES BY OBJECT OF EXPENDITURES (SAAODBOE)

As of December 31, 2022

Department : Department of Finance
Agency : BUREAU OF THE TREASURY
Operating Unit : CONSOLIDATED
Organization Code : 11-005-00-00000
Funding Source Code : ALL FUNDS_Cluster 01 (REGULAR AGENCY FUND) and 03 (SPECIAL ACCOUNT - LOCALLY FUNDED)

FAR No. 1A_BT NG - OVERSIGHT_ALGU

X	Current Year Appropriations
X	Supplemental Appropriations
X	Continuing Appropriations
X	Automatic Appropriations
X	Unprogrammed Appropriations

PARTICULARS	UACS Code	APPROPRIATIONS			ALLOTMENTS					CURRENT YEAR OBLIGATIONS				
		Authorized Appropriation	Adjustments	Adjusted Appropriation	Allotments received	Adjustments	Transfer To	Transfer From	Adjusted Total Allotments	1st Quarter	2nd Quarter	3rd Quarter	4th Quarter	TOTAL
1	2	3	4	5=3+4	6	7	8	9	10=6+7-8+9	11	12	13	14	15=11:14
B.III. Regular Agency Fund, Continuing Appro., RA 11518 (FY 2021 GAA)	01 1 02 257													
Operations: Program III_NG Accounting Prog.														
Release of Allotment to LGUs (ALGU)	330100100003000	1,904,116,146.00	1.04	1,904,116,147.04	1,904,116,146.00	1.04	-	-	1,904,116,147.04	946,172,866.33	957,943,278.47	-	-	1,904,116,144.80
Maintenance and Other Operating Exp.	50200000 00	1,904,116,146.00	1.04	1,904,116,147.04	1,904,116,146.00	1.04	-	-	1,904,116,147.04	946,172,866.33	957,943,278.47	-	-	1,904,116,144.80
Organic Law for the BARMM	50200000 00	1,904,116,146.00	1.04	1,904,116,147.04	1,904,116,146.00	1.04			1,904,116,147.04	946,172,866.33	957,943,278.47			1,904,116,144.80
Total, CONTINUING APPROPRIATION		4,346,973,867.00	9.69	4,346,973,876.69	4,346,973,867.00	9.69	-	-	4,346,973,876.69	2,431,695,297.39	977,128,284.91	938,108,464.38	41,808.29	4,346,973,854.97
PS			-	-	-				-					-
MOOE		4,346,973,867.00	9.69	4,346,973,876.69	4,346,973,867.00	9.69	-	-	4,346,973,876.69	2,431,695,297.39	977,128,284.91	938,108,464.38	41,808.29	4,346,973,854.97
FINEX			-	-	-				-					-
CO			-	-	-				-					-
D. AUTOMATIC APPROPRIATIONS														
D.I. Regular Agency, Automatic Appropriation, Bangsamoro Autonomous Region in Muslim Mindanao (BARMM)	01 1 04 257													
Operations: Program III_NG Accounting Prog.														
Release of Allotment to LGUs (ALGU)	330100100003000													
Maintenance and Other Operating Exp.	50200000 00	66,963,635,000.00	-	66,963,635,000.00	66,963,635,000.00	-	-	-	66,963,635,000.00	16,740,908,750.00	50,222,726,250.00	-	-	66,963,635,000.00
Financial Assistance to LGUs	50214060 00	66,963,635,000.00		66,963,635,000.00	66,963,635,000.00				66,963,635,000.00	16,740,908,750.00	50,222,726,250.00			66,963,635,000.00
D.II. Regular Agency Fund, Automatic Appropriations, National Tax Allotment	01 1 04 258													
Operations: Program III_NG Accounting Prog.														
Release of Allotment to LGUs (ALGU)	330100100003000													
Maintenance and Other Operating Exp.	50200000 00	959,041,250,000.00	-	959,041,250,000.00	959,041,250,000.00	-	-	-	959,041,250,000.00	239,759,350,281.00	719,278,028,089.00	-	-	959,037,378,370.00
National Tax Allotment (NTA)	50214060 00	959,041,250,000.00		959,041,250,000.00	959,041,250,000.00				959,041,250,000.00	239,759,350,281.00	719,278,028,089.00			959,037,378,370.00
Total, AUTOMATIC APPROPRIATION		1,026,004,885,000.00	-	1,026,004,885,000.00	1,026,004,885,000.00	-	-	-	1,026,004,885,000.00	256,500,259,031.00	769,500,754,339.00	-	-	1,026,001,013,370.00
PS														
MOOE		1,026,004,885,000.00	-	1,026,004,885,000.00	1,026,004,885,000.00	-	-	-	1,026,004,885,000.00	256,500,259,031.00	769,500,754,339.00	-	-	1,026,001,013,370.00
FINEX				-	-				-					-
CO				-	-				-					-

CY 2022 SUMMARY OF APPROPRIATIONS, ALLOTMENTS, OBLIGATIONS, DISBURSEMENTS AND BALANCES BY OBJECT OF EXPENDITURES (SAAODBOE)

As of December 31, 2022

Department : Department of Finance
Agency : BUREAU OF THE TREASURY
Operating Unit : CONSOLIDATED
Organization Code : 11-005-00-00000
Funding Source Code : ALL FUNDS_Cluster 01 (REGULAR AGENCY FUND) and 03 (SPECIAL ACCOUNT - LOCALLY FUNDED)

FAR No. 1A_BT r NG - OVERSIGHT_ALGU

X	Current Year Appropriations
X	Supplemental Appropriations
X	Continuing Appropriations
X	Automatic Appropriations
X	Unprogrammed Appropriations

PARTICULARS	UACS Code	APPROPRIATIONS			ALLOTMENTS					CURRENT YEAR OBLIGATIONS				
		Authorized Appropriation	Adjustments	Adjusted Appropriation	Allotments received	Adjustments	Transfer To	Transfer From	Adjusted Total Allotments	1st Quarter	2nd Quarter	3rd Quarter	4th Quarter	TOTAL
1	2	3	4	5=3+4	6	7	8	9	10=6+7-8+9	11	12	13	14	15=11:14
E. UNPROGRAMMED APPROPRIATION														
E.III. Shares of LGUs in Excise Taxes from Locally Manufactured Virginia-Type Cigarettes	01 1 05 472													
Operations: Program III_NG Accounting Prog.	330100100003000													
Release of Allotment to LGUs (ALGU)	50200000 00	2,544,071,000.00	-	2,544,071,000.00	2,544,071,000.00	-	-	-	2,544,071,000.00	-	-	2,544,071,000.00	-	2,544,071,000.00
Maintenance and Other Operating Exp.	50214030 01	2,544,071,000.00		2,544,071,000.00	2,544,071,000.00				2,544,071,000.00			2,544,071,000.00		2,544,071,000.00
Tobacco Excise Tax (Virginia) per R.A. 7171														
Total, UNPROGRAMMED APPROPRIATION		2,544,071,000.00	-	2,544,071,000.00	2,544,071,000.00	-	-	-	2,544,071,000.00	-	-	2,544,071,000.00	-	2,544,071,000.00
PS														
MOOE		2,544,071,000.00	-	2,544,071,000.00	2,544,071,000.00	-	-	-	2,544,071,000.00	-	-	2,544,071,000.00	-	2,544,071,000.00
FINEX														
CO														
II. SPECIAL ACCOUNT - LOCALLY FUNDED/DOMESTIC GRANTS FUND														
A. AUTOMATIC APPROPRIATIONS	03 1 04 107													
Operations: Program III_NG Accounting Prog.	330100100003000													
Release of Allotment to LGUs (ALGU)	50200000 00													
Maintenance and Other Operating Exp.	50214030 00	20,294,912.00		20,294,912.00	20,294,912.00				20,294,912.00	14,330,980.00	5,963,931.64			20,294,911.64
Military Camp Sales Proceeds														
To cover the share of the City of Makati in the proceeds from the sale of Government lands and Other properties pursuant to RA No. 7227														
Total, AUTOMATIC APPROPRIATION		20,294,912.00	-	20,294,912.00	20,294,912.00	-	-	-	20,294,912.00	14,330,980.00	5,963,931.64	-	-	20,294,911.64
PS														
MOOE		20,294,912.00	-	20,294,912.00	20,294,912.00	-	-	-	20,294,912.00	14,330,980.00	5,963,931.64	-	-	20,294,911.64
FINEX														
CO														
OVERALL SUMMARY:														
I. REGULAR AGENCY FUND														
New General Appropriation	01	49,678,317,965.00	-	49,678,317,965.00	49,678,317,965.00	-	-	-	49,678,317,965.00	4,481,454,545.48	2,385,769,214.48	10,046,901,416.06	32,764,192,762.07	49,678,317,938.09
PS														
MOOE		49,678,317,965.00	-	49,678,317,965.00	49,678,317,965.00	-	-	-	49,678,317,965.00	4,481,454,545.48	2,385,769,214.48	10,046,901,416.06	32,764,192,762.07	49,678,317,938.09
FINEX														

CY 2022 SUMMARY OF APPROPRIATIONS, ALLOTMENTS, OBLIGATIONS, DISBURSEMENTS AND BALANCES BY OBJECT OF EXPENDITURES (SAAODBOE)

As of December 31, 2022

Department : Department of Finance
Agency : BUREAU OF THE TREASURY
Operating Unit : CONSOLIDATED
Organization Code : 11-005-00-00000
Funding Source Code : ALL FUNDS_Cluster 01 (REGULAR AGENCY FUND) and 03 (SPECIAL ACCOUNT - LOCALLY FUNDED)

FAR No. 1A_BT NG - OVERSIGHT_ALGU

X	Current Year Appropriations
X	Supplemental Appropriations
X	Continuing Appropriations
X	Automatic Appropriations
X	Unprogrammed Appropriations

PARTICULARS	UACS Code	APPROPRIATIONS			ALLOTMENTS					CURRENT YEAR OBLIGATIONS				
		Authorized Appropriation	Adjustments	Adjusted Appropriation	Allotments received	Adjustments	Transfer To	Transfer From	Adjusted Total Allotments	1st Quarter	2nd Quarter	3rd Quarter	4th Quarter	TOTAL
1	2	3	4	5=3+4	6	7	8	9	10=6+7-8+9	11	12	13	14	15=11:14
CO	02	-	-	-	-	-	-	-	-	-	-	-	-	-
Continuing Appropriation		4,346,973,867.00	9.69	4,346,973,876.69	4,346,973,867.00	9.69	-	-	4,346,973,876.69	2,431,695,297.39	977,128,284.91	938,108,464.38	41,808.29	4,346,973,854.97
PS		-	-	-	-	-	-	-	-	-	-	-	-	-
MOOE		4,346,973,867.00	9.69	4,346,973,876.69	4,346,973,867.00	9.69	-	-	4,346,973,876.69	2,431,695,297.39	977,128,284.91	938,108,464.38	41,808.29	4,346,973,854.97
FINEX		-	-	-	-	-	-	-	-	-	-	-	-	-
CO		-	-	-	-	-	-	-	-	-	-	-	-	-
Autotmatic Appropriation	04	1,026,004,885,000.00	-	1,026,004,885,000.00	1,026,004,885,000.00	-	-	-	1,026,004,885,000.00	256,500,259,031.00	769,500,754,339.00	-	-	1,026,001,013,370.00
PS		-	-	-	-	-	-	-	-	-	-	-	-	-
MOOE		1,026,004,885,000.00	-	1,026,004,885,000.00	1,026,004,885,000.00	-	-	-	1,026,004,885,000.00	256,500,259,031.00	769,500,754,339.00	-	-	1,026,001,013,370.00
FINEX		-	-	-	-	-	-	-	-	-	-	-	-	-
CO		-	-	-	-	-	-	-	-	-	-	-	-	-
Unprogrammed Appropriation	04	2,544,071,000.00	-	2,544,071,000.00	2,544,071,000.00	-	-	-	2,544,071,000.00	-	-	2,544,071,000.00	-	2,544,071,000.00
PS		-	-	-	-	-	-	-	-	-	-	-	-	-
MOOE		2,544,071,000.00	-	2,544,071,000.00	2,544,071,000.00	-	-	-	2,544,071,000.00	-	-	2,544,071,000.00	-	2,544,071,000.00
FINEX		-	-	-	-	-	-	-	-	-	-	-	-	-
CO		-	-	-	-	-	-	-	-	-	-	-	-	-
II. SPECIAL ACCOUNT - LOCALLY FUNDED/DOMESTIC GRANTS FUND														
Autotmatic Appropriation														
PS														
MOOE		20,294,912.00	-	20,294,912.00	20,294,912.00	-	-	-	20,294,912.00	14,330,980.00	5,963,931.64	-	-	20,294,911.64
FINEX		-	-	-	-	-	-	-	-	-	-	-	-	-
CO		-	-	-	-	-	-	-	-	-	-	-	-	-
GRAND TOTAL		1,082,594,542,744.00	9.69	1,082,594,542,753.69	1,082,594,542,744.00	9.69	-	-	1,082,594,542,753.69	263,427,739,853.87	772,869,615,770.03	13,529,080,880.44	32,764,234,570.36	1,082,590,671,074.70
PS		-	-	-	-	-	-	-	-	-	-	-	-	-
MOOE		1,082,594,542,744.00	9.69	1,082,594,542,753.69	1,082,594,542,744.00	9.69	-	-	1,082,594,542,753.69	263,427,739,853.87	772,869,615,770.03	13,529,080,880.44	32,764,234,570.36	1,082,590,671,074.70
FINEX		-	-	-	-	-	-	-	-	-	-	-	-	-
CO		-	-	-	-	-	-	-	-	-	-	-	-	-

CY 2022 SUMMARY OF APPROPRIATIONS, ALLOTMENTS, OBLIGATIONS, DISBURSEMENTS AND BALANCES BY OBJECT OF EXPENDITURES (SAAODBOE)

As of December 31, 2022

Department : Department of Finance
Agency : BUREAU OF THE TREASURY
Operating Unit : CONSOLIDATED
Organization Code : 11-005-00-00000
Funding Source Code : ALL FUNDS_Cluster 01 (REGULAR AGENCY FUND) and 03 (SPECIAL ACCOUNT - LOA)

FAR No. 1A_BTr NG - OVERSIGHT_ALGU

X	Current Year Appropriations
X	Supplemental Appropriations
X	Continuing Appropriations
X	Automatic Appropriations
X	Unprogrammed Appropriations

PARTICULARS	UACS Code	CURRENT YEAR DISBURSEMENTS					BALANCES			
		1st Quarter	2nd Quarter	3rd Quarter	4th Quarter	TOTAL	Unreleased Appropriations	Unobligated Allotments	Unpaid Obligations	
									(15-20)	(23+24)
									Due and Demandable	Not Yet Due and Demandable
1	2	16	17	18	19	20 = 16:19	21=5-10	22=10-15	23	24
BTr - NATIONAL GOVERNMENT - OVERSIGHT										
I. REGULAR AGENCY FUND										
A. NEW GENERAL APPROPRIATION										
A.I. Allocation to Local Government Units										
Local Government Support Fund (LGSF), FY 2022 RA 11639										
Operations: Program III_NG Accounting Prog.	01									
Release of Allotment to LGUs (ALGU)	01 1 01 254									
Maintenance and Other Operating Exp.	330100100003000	3,488,093,788.00	1,641,269,651.10	6,787,499,233.44	5,950,632,559.25	17,867,495,231.79	-	2.21	-	37,500,000.00
Financial Assistance to LGUs	50200000 00	3,488,093,788.00	1,641,269,651.10	6,787,499,233.44	5,950,632,559.25	17,867,495,231.79	-	2.21	-	37,500,000.00
Assistance to Cities (AC)	50214030 00	3,488,093,788.00	1,641,269,651.10	6,787,499,233.44	5,950,632,559.25	17,867,495,231.79	-	2.21	-	37,500,000.00
Assistance to Disadvantage Municipalities (ADM)						-	-	-	-	-
Bottom-Up Budgeting (BUB)						-	-	-	-	-
Conditional Matching Grant to Provinces (CMGP)				349,999,233.44	90,000,000.00	439,999,233.44	-	0.56	-	-
Disaster Reduction and Rehabilitation Program (DRRP)						-	-	-	-	-
Growth Equity Fund (GEF)				1,250,000,000.00		1,250,000,000.00	-	-	-	-
KALSADA						-	-	-	-	-
REGULAR "Priority program"		3,488,093,788.00	1,641,269,651.10	131,500,000.00	5,292,632,559.25	10,553,495,998.35	-	1.65	-	37,500,000.00
Sagana at Ligtas na Tubig Sa Lahat (SALINTUBIG)						-	-	-	-	-
Support to Barangay Development Program				5,056,000,000.00	568,000,000.00	5,624,000,000.00	-	-	-	-
A.II Special Shares of LGU in the Proceeds of National Taxes, FY 2022 RA 11639										
Operations: Program III_NG Accounting Prog.	01 1 01 252									
Release of Allotment to LGUs (ALGU)	330100100003000	989,697,752.48	718,683.00	2,856,204,351.92	10,593,818,872.84	14,440,439,660.24	-	14.76	-	9,505,291,000.00
Maintenance and Other Operating Exp.	50200000 00	989,697,752.48	718,683.00	2,856,204,351.92	10,593,818,872.84	14,440,439,660.24	-	14.76	-	9,505,291,000.00
Financial Assistance to LGUs	50214030 00	989,697,752.48	718,683.00	2,856,204,351.92	10,593,818,872.84	14,440,439,660.24	-	14.76	-	9,505,291,000.00
No Breakdown					9,505,291,000.00	9,505,291,000.00	-	-	-	9,505,291,000.00
Tobacco Excise Tax (Virginia), RA 7171						-	-	-	-	-
Tobacco Excise Tax (Burley/Native), RA 8240						-	-	-	-	-
Mining Taxes, RA 7160		989,497,920.90	694,437.17		1,085,809,110.43	2,076,001,468.50	-	2.50	-	-
Royalties, RA 7160				652,016,381.48		652,016,381.48	-	0.52	-	-
Forestry Charges, RA 7160		199,831.58	24,245.83	616,628.15	2,708,183.76	3,548,889.32	-	9.68	-	-
Fishery Charges, RA 7160						-	-	-	-	-

**CY 2022 SUMMARY OF APPROPRIATIONS, ALLOTMENTS,
OBLIGATIONS, DISBURSEMENTS AND BALANCES BY OBJECT
OF EXPENDITURES (SAAODBOE)**

As of December 31, 2022

Department : Department of Finance
 Agency : **BUREAU OF THE TREASURY**
 Operating Unit : **CONSOLIDATED**
 Organization Code : 11-005-00-00000
 Funding Source Code : ALL FUNDS_Cluster 01 (REGULAR AGENCY FUND) and 03 (SPECIAL ACCOUNT - LOC

FAR No. 1A_BT NG - OVERSIGHT_ALGU

X	Current Year Appropriations
X	Supplemental Appropriations
X	Continuing Appropriations
X	Automatic Appropriations
X	Unprogrammed Appropriations

PARTICULARS	UACS Code	CURRENT YEAR DISBURSEMENTS					BALANCES			
		1st Quarter	2nd Quarter	3rd Quarter	4th Quarter	TOTAL	Unreleased Appropriations	Unobligated Allotments	Unpaid Obligations	
									(15-20)	(23+24)
									Due and Demandable	Not Yet Due and Demandable
1	2	16	17	18	19	20 = 16:19	21=5-10	22=10-15	23	24
Renewable Energy Charges, RA 9513				1,796,688,735.56		1,796,688,735.56	-	1.44	-	-
Income Tax Collection, RA 7922 & RA 8748						-	-	-	-	-
Value Added Tax, RA 7643				406,882,606.73	10,578.65	406,893,185.38	-	0.62	-	-
Value Added Tax, RA 7953 & RA 8407						-	-	-	-	-
A.III. Shares in the National Internal Revenue Tax Collections	01 1 01 257									
Operations: Program III_NG Accounting Prog.										
Release of Allotment to LGUs (ALGU)	330100100003000	-	300,291,232.58	745,366,521.46	6,667,156,542.39	7,712,814,296.43	-	3.57	-	-
Maintenance and Other Operating Exp.	50200000 00	-	300,291,232.58	745,366,521.46	6,667,156,542.39	7,712,814,296.43	-	3.57	-	-
Organic Law for the BARMM	50214030 00		300,291,232.58	745,366,521.46	6,667,156,542.39	7,712,814,296.43	-	3.57	-	-
A.IV Regular Agency Fund, General Appropriations, National Disaster Risk Reduction and Management Fund (Calamity Fund), RA 11639 (FY 2022 GAA)	01 1 01 401									
Operations: Program III_NG Accounting Prog.										
Release of Allotment to LGUs (ALGU)	330100100003000	-	84,000,000.00	-	-	84,000,000.00	-	-	-	-
Maintenance and Other Operating Exp.	50200000 00	-	84,000,000.00	-	-	84,000,000.00	-	-	-	-
Financial Assistance to LGUs	50200000 00	-	84,000,000.00	-	-	84,000,000.00	-	-	-	-
FY 2021 Marawi Recovery, Rehabilitation and Reconstruction Program			84,000,000.00			84,000,000.00	-	-	-	-
						-	-	-	-	-
A.V Special Purpose Funds	01 1 01 407									
Pension and Gratuity Fund FY 2022 RA 11639										
Operations: Program III_NG Accounting Prog.										
Release of Allotment to LGUs (ALGU)	330100100003000	2,986,556.00	5,072,830.00	10,931,023.39	9,442,178.17	28,432,587.56	-	6.37	-	2,345,162.07
Maintenance and Other Operating Exp.	50200000 00	2,986,556.00	5,072,830.00	10,931,023.39	9,442,178.17	28,432,587.56	-	6.37	-	2,345,162.07
Financial Assistance to LGUs	50214030 00	2,986,556.00	5,072,830.00	10,931,023.39	9,442,178.17	28,432,587.56	-	6.37	-	2,345,162.07
Retirement Gratuity						-	-	-	-	-
Terminal Leave		2,986,556.00	5,072,830.00	10,474,526.39	9,232,343.17	27,766,255.56	-	6.37	-	2,345,162.07
Monetization of Leave Credits				456,497.00	209,835.00	666,332.00	-	-	-	-
Total, NEW GENERAL APPROPRIATION		4,480,778,096.48	2,031,352,396.68	10,400,001,130.21	23,221,050,152.65	40,133,181,776.02	-	26.91	-	9,545,136,162.07
PS										
MOOE		4,480,778,096.48	2,031,352,396.68	10,400,001,130.21	23,221,050,152.65	40,133,181,776.02	-	26.91	-	9,545,136,162.07

CY 2022 SUMMARY OF APPROPRIATIONS, ALLOTMENTS,
OBLIGATIONS, DISBURSEMENTS AND BALANCES BY OBJECT
OF EXPENDITURES (SAAODBOE)

As of December 31, 2022

Department : Department of Finance
Agency : **BUREAU OF THE TREASURY**
Operating Unit : **CONSOLIDATED**
Organization Code : 11-005-00-00000
Funding Source Code : ALL FUNDS_Cluster 01 (REGULAR AGENCY FUND) and 03 (SPECIAL ACCOUNT - LOC

FAR No. 1A_BT r NG - OVERSIGHT_ALGU

X	Current Year Appropriations
X	Supplemental Appropriations
X	Continuing Appropriations
X	Automatic Appropriations
X	Unprogrammed Appropriations

PARTICULARS	UACS Code	CURRENT YEAR DISBURSEMENTS					BALANCES			
		1st Quarter	2nd Quarter	3rd Quarter	4th Quarter	TOTAL	Unreleased Appropriations	Unobligated Allotments	Unpaid Obligations	
									(15-20)	(23+24)
									Due and Demandable	Not Yet Due and Demandable
1	2	16	17	18	19	20 = 16:19	21=5-10	22=10-15	23	24
FINEX CO						-	-	-	-	-
						-	-	-	-	-
B. CONTINUING, FY 2021 RA 11518	02									
B.I. Allocation to Local Government Units										
Local Government Support Fund	01 1 02 254									
Operations: Program III_NG Accounting Prog.										
Release of Allotment to LGUs (ALGU)	330100100003000	134,000,000.00	15,000,000.00	-	-	149,000,000.00	-	0.19	-	-
Maintenance and Other Operating Exp.	50200000 00	134,000,000.00	15,000,000.00	-	-	149,000,000.00	-	0.19	-	-
Financial Assistance to LGUs	50214030 00	134,000,000.00	15,000,000.00	-	-	149,000,000.00	-	0.19	-	-
Assistance to Cities (AC)						-	-	-	-	-
Assistance to Municipalities (AM)						-	-	-	-	-
Bottom-Up Budgeting (BUB)						-	-	-	-	-
Conditional Matching Grant to Provinces (CMGP)						-	-	-	-	-
KALSADA						-	-	-	-	-
REGULAR "Priority program"		134,000,000.00	15,000,000.00			149,000,000.00	-	0.19	-	-
Sagana at Ligtas na Tubig Sa Lahat (SALINTUBIG)						-	-	-	-	-
B.II Special Shares of LGU in the Proceeds of National Taxes, FY 2021 RA 11518	01 1 02 252									
Operations: Program III_NG Accounting Prog.										
Release of Allotment to LGUs (ALGU)	330100100003000	1,351,522,431.06	4,185,006.44	938,108,464.38	41,808.29	2,293,857,710.17	-	19.29	-	-
Maintenance and Other Operating Exp.	50200000 00	1,351,522,431.06	4,185,006.44	938,108,464.38	41,808.29	2,293,857,710.17	-	19.29	-	-
Financial Assistance to LGUs	50214030 00	1,351,522,431.06	4,185,006.44	938,108,464.38	41,808.29	2,293,857,710.17	-	19.29	-	-
Tobacco Excise Tax (Virginia), RA 7171						-	-	-	-	-
Tobacco Excise Tax (Burley/Native), RA 8240						-	-	-	-	-
Mining Taxes, RA 7160		522,530,576.82	3,281,657.53	938,108,464.38		1,463,920,698.73	-	7.65	-	-
Royalties, RA 7160						-	-	1.38	-	-
Forestry Charges, RA 7160			903,348.91		41,808.29	945,157.20	-	5.31	-	-
Fishery Charges, RA 7160						-	-	-	-	-
Renewable Energy Charges, RA 9513		828,991,854.24				828,991,854.24	-	2.76	-	-
Income Tax Collection, RA 7922 & RA 8748						-	-	0.25	-	-
Value Added Tax, RA 7643						-	-	1.94	-	-
Value Added Tax, RA 7953 & RA 8407						-	-	-	-	-

**CY 2022 SUMMARY OF APPROPRIATIONS, ALLOTMENTS,
OBLIGATIONS, DISBURSEMENTS AND BALANCES BY OBJECT
OF EXPENDITURES (SAAODBOE)**

As of December 31, 2022

Department : Department of Finance
 Agency : **BUREAU OF THE TREASURY**
 Operating Unit : **CONSOLIDATED**
 Organization Code : 11-005-00-00000
 Funding Source Code : ALL FUNDS_Cluster 01 (REGULAR AGENCY FUND) and 03 (SPECIAL ACCOUNT - LOC

FAR No. 1A_BT NG - OVERSIGHT_ALGU

X	Current Year Appropriations
X	Supplemental Appropriations
X	Continuing Appropriations
X	Automatic Appropriations
X	Unprogrammed Appropriations

PARTICULARS	UACS Code	CURRENT YEAR DISBURSEMENTS					BALANCES			
		1st Quarter	2nd Quarter	3rd Quarter	4th Quarter	TOTAL	Unreleased Appropriations	Unobligated Allotments	Unpaid Obligations	
									(15-20)	(23+24)
									Due and Demandable	Not Yet Due and Demandable
1	2	16	17	18	19	20 = 16:19	21=5-10	22=10-15	23	24
B.III. Regular Agency Fund, Continuing Appro., RA 11518 (FY 2021 GAA)	01 1 02 257									
Operations: Program III_NG Accounting Prog.										
Release of Allotment to LGUs (ALGU)	330100100003000	946,172,866.33	957,943,278.47	-	-	1,904,116,144.80	-	2.24	(0.00)	-
Maintenance and Other Operating Exp.	50200000 00	946,172,866.33	957,943,278.47	-	-	1,904,116,144.80	-	2.24	(0.00)	-
Organic Law for the BARMM	50200000 00	946,172,866.33	957,943,278.47			1,904,116,144.80	-	2.24	(0.00)	-
Total, CONTINUING APPROPRIATION		2,431,695,297.39	977,128,284.91	938,108,464.38	41,808.29	4,346,973,854.97	-	21.72	-	-
PS						-	-	-	-	-
MOOE		2,431,695,297.39	977,128,284.91	938,108,464.38	41,808.29	4,346,973,854.97	-	21.72	-	-
FINEX						-	-	-	-	-
CO						-	-	-	-	-
D. AUTOMATIC APPROPRIATIONS										
D.I. Regular Agency, Automatic Appropriation, Bangsamoro Autonomous Region in Muslim Mindanao (BARMM)	01 1 04 257									
Operations: Program III_NG Accounting Prog.										
Release of Allotment to LGUs (ALGU)	330100100003000	16,740,908,750.00	16,740,908,751.00	16,740,908,751.00	16,740,908,748.00	66,963,635,000.00	-	-	-	-
Maintenance and Other Operating Exp.	50200000 00	16,740,908,750.00	16,740,908,751.00	16,740,908,751.00	16,740,908,748.00	66,963,635,000.00	-	-	-	-
Financial Assistance to LGUs	50214060 00									
D.II. Regular Agency Fund, Automatic Appropriations, National Tax Allotment	01 1 04 258									
Operations: Program III_NG Accounting Prog.										
Release of Allotment to LGUs (ALGU)	330100100003000	239,759,350,281.00	239,759,342,700.00	239,759,342,700.00	239,759,342,689.00	959,037,378,370.00	-	3,871,630.00	-	-
Maintenance and Other Operating Exp.	50200000 00	239,759,350,281.00	239,759,342,700.00	239,759,342,700.00	239,759,342,689.00	959,037,378,370.00	-	3,871,630.00	-	-
National Tax Allotment (NTA)	50214060 00									
Total, AUTOMATIC APPROPRIATION		256,500,259,031.00	256,500,251,451.00	256,500,251,451.00	256,500,251,437.00	1,026,001,013,370.00	-	3,871,630.00	-	-
PS						-	-	-	-	-
MOOE		256,500,259,031.00	256,500,251,451.00	256,500,251,451.00	256,500,251,437.00	1,026,001,013,370.00	-	3,871,630.00	-	-
FINEX						-	-	-	-	-
CO						-	-	-	-	-

**CY 2022 SUMMARY OF APPROPRIATIONS, ALLOTMENTS,
OBLIGATIONS, DISBURSEMENTS AND BALANCES BY OBJECT
OF EXPENDITURES (SAAODBOE)**

As of December 31, 2022

Department : Department of Finance
Agency : **BUREAU OF THE TREASURY**
Operating Unit : **CONSOLIDATED**
Organization Code : 11-005-00-00000
Funding Source Code : ALL FUNDS_Cluster 01 (REGULAR AGENCY FUND) and 03 (SPECIAL ACCOUNT - LOC

FAR No. 1A_BTr NG - OVERSIGHT_ALGU

X	Current Year Appropriations
X	Supplemental Appropriations
X	Continuing Appropriations
X	Automatic Appropriations
X	Unprogrammed Appropriations

PARTICULARS	UACS Code	CURRENT YEAR DISBURSEMENTS					BALANCES			
		1st Quarter	2nd Quarter	3rd Quarter	4th Quarter	TOTAL	Unreleased Appropriations	Unobligated Allotments	Unpaid Obligations	
									(15-20)	(23+24)
									Due and Demandable	Not Yet Due and Demandable
1	2	16	17	18	19	20 = 16+19	21=5-10	22=10-15	23	24
E. UNPROGRAMMED APPROPRIATION										
E.III. Shares of LGUs in Excise Taxes from Locally Manufactured Virginia-Type Cigarettes	01 1 05 472									
Operations: Program III_NG Accounting Prog.										
Release of Allotment to LGUs (ALGU)	330100100003000									
Maintenance and Other Operating Exp.	50200000 00	-	-	2,544,071,000.00	-	2,544,071,000.00	-	-	-	-
Tobacco Excise Tax (Virginia) per R.A. 7171	50214030 01			2,544,071,000.00		2,544,071,000.00	-	-	-	-
Total, UNPROGRAMMED APPROPRIATION		-	-	2,544,071,000.00	-	2,544,071,000.00	-	-	-	-
PS						-	-	-	-	-
MOOE		-	-	2,544,071,000.00	-	2,544,071,000.00	-	-	-	-
FINEX						-	-	-	-	-
CO						-	-	-	-	-
II. SPECIAL ACCOUNT - LOCALLY FUNDED/DOMESTIC GRANTS FUND										
A. AUTOMATIC APPROPRIATIONS	03 1 04 107									
Operations: Program III_NG Accounting Prog.										
Release of Allotment to LGUs (ALGU)										
Maintenance and Other Operating Exp.										
Military Camp Sales Proceeds	330100100003000									
To cover the share of the City of Makati in the proceeds from the sale of Government lands and Other properties pursuant to RA No. 7227	50200000 00									
	50214030 00	14,330,980.00	5,963,931.64			20,294,911.64	-	0.36	-	-
Total, AUTOMATIC APPROPRIATION		14,330,980.00	5,963,931.64	-	-	20,294,911.64	-	0.36	-	-
PS						-	-	-	-	-
MOOE		14,330,980.00	5,963,931.64	-	-	20,294,911.64	-	0.36	-	-
FINEX						-	-	-	-	-
CO						-	-	-	-	-
OVERALL SUMMARY:										
I. REGULAR AGENCY FUND										
New General Appropriation	01	4,480,778,096.48	2,031,352,396.68	10,400,001,130.21	23,221,050,152.65	40,133,181,776.02	-	26.91	-	9,545,136,162.07
PS		-	-	-	-	-	-	-	-	-
MOOE		4,480,778,096.48	2,031,352,396.68	10,400,001,130.21	23,221,050,152.65	40,133,181,776.02	-	26.91	-	9,545,136,162.07
FINEX		-	-	-	-	-	-	-	-	-

CY 2022 SUMMARY OF APPROPRIATIONS, ALLOTMENTS,
OBLIGATIONS, DISBURSEMENTS AND BALANCES BY OBJECT
OF EXPENDITURES (SAAODBOE)

As of December 31, 2022

Department : Department of Finance
Agency : BUREAU OF THE TREASURY
Operating Unit : CONSOLIDATED
Organization Code : 11-005-00-00000
Funding Source Code : ALL FUNDS_Cluster 01 (REGULAR AGENCY FUND) and 03 (SPECIAL ACCOUNT - LOC

FAR No. 1A_BT NG - OVERSIGHT_ALGU

X	Current Year Appropriations
X	Supplemental Appropriations
X	Continuing Appropriations
X	Automatic Appropriations
X	Unprogrammed Appropriations

PARTICULARS	UACS Code	CURRENT YEAR DISBURSEMENTS					BALANCES			
		1st Quarter	2nd Quarter	3rd Quarter	4th Quarter	TOTAL	Unreleased Appropriations	Unobligated Allotments	Unpaid Obligations	
									(15-20)	(23+24)
									Due and Demandable	Not Yet Due and Demandable
1	2	16	17	18	19	20 = 16+19	21=5-10	22=10-15	23	24
CO		-	-	-	-	-	-	-	-	-
Continuing Appropriation	02	2,431,695,297.39	977,128,284.91	938,108,464.38	41,808.29	4,346,973,854.97	-	21.72	-	-
PS		-	-	-	-	-	-	-	-	-
MOOE		2,431,695,297.39	977,128,284.91	938,108,464.38	41,808.29	4,346,973,854.97	-	21.72	-	-
FINEX		-	-	-	-	-	-	-	-	-
CO		-	-	-	-	-	-	-	-	-
Automatic Appropriation	04	256,500,259,031.00	256,500,251,451.00	256,500,251,451.00	256,500,251,437.00	1,026,001,013,370.00	-	3,871,630.00	-	-
PS		-	-	-	-	-	-	-	-	-
MOOE		256,500,259,031.00	256,500,251,451.00	256,500,251,451.00	256,500,251,437.00	1,026,001,013,370.00	-	3,871,630.00	-	-
FINEX		-	-	-	-	-	-	-	-	-
CO		-	-	-	-	-	-	-	-	-
Unprogrammed Appropriation	04	-	-	2,544,071,000.00	-	2,544,071,000.00	-	-	-	-
PS		-	-	-	-	-	-	-	-	-
MOOE		-	-	2,544,071,000.00	-	2,544,071,000.00	-	-	-	-
FINEX		-	-	-	-	-	-	-	-	-
CO		-	-	-	-	-	-	-	-	-
II. SPECIAL ACCOUNT - LOCALLY FUNDED/DOMESTIC GRANTS FUND										
Automatic Appropriation										
PS										
MOOE		14,330,980.00	5,963,931.64	-	-	20,294,911.64	-	0.36	-	-
FINEX		-	-	-	-	-	-	-	-	-
CO		-	-	-	-	-	-	-	-	-
GRAND TOTAL		263,427,063,404.87	259,514,698,064.23	270,382,432,045.59	279,721,343,397.94	1,073,045,534,912.63	-	3,871,678.99	0.00	9,545,136,162.07
PS		-	-	-	-	-	-	-	-	-
MOOE		263,427,063,404.87	259,514,698,064.23	270,382,432,045.59	279,721,343,397.94	1,073,045,534,912.63	-	3,871,678.99	0.00	9,545,136,162.07
FINEX		-	-	-	-	-	-	-	-	-
CO		-	-	-	-	-	-	-	-	-

CY 2022 SUMMARY OF APPROPRIATIONS, ALLOTMENTS,
OBLIGATIONS, DISBURSEMENTS AND BALANCES BY OBJECT
OF EXPENDITURES (SAAODBOE)

As of December 31, 2022

Department : Department of Finance
Agency : **BUREAU OF THE TREASURY**
Operating Unit : **CONSOLIDATED**
Organization Code : 11-005-00-00000
Funding Source Code : ALL FUNDS_Cluster 01 (REGULAR AGENCY FUND) and 03 (SPECIAL ACCOUNT - LOC

FAR No. 1A_BT NG - OVERSIGHT_ALGU

X	Current Year Appropriations
X	Supplemental Appropriations
X	Continuing Appropriations
X	Automatic Appropriations
X	Unprogrammed Appropriations


PARTICULARS	UACS Code	CURRENT YEAR DISBURSEMENTS					BALANCES			
		1st Quarter	2nd Quarter	3rd Quarter	4th Quarter	TOTAL	Unreleased Appropriations	Unobligated Allotments	Unpaid Obligations	
									(15-20)	(23+24)
									Due and Demandable	Not Yet Due and Demandable
1	2	16	17	18	19	20 = 16+19	21=5-10	22=10-15	23	24

Certified correct:



CYNTHIA C. AGBIN
CTOO II, Bureau Budget Division


AVELINA H. ZUMARRAGA
CTOO II, Miscellaneous Accounts Accounting Division

Recommended by:


MARITES B. MASARAP
Director III, Accounting Service

Approved by:


EDUARDO ANTHONY G. MARIÑO, III
Deputy Treasurer of the Philippines