


CY 2022 STATEMENT OF APPROPRIATIONS, ALLOTMENTS, OBLIGATIONS, DISBURSEMENTS AND BALANCES  
As of December 31, 2022

Department : Department of Finance  
Agency : BUREAU OF THE TREASURY  
Operating Unit : CONSOLIDATED  
Organization Code : 11-005-00-00000  
Funding Source Cc : ALL FUNDS (Cluster 01 and Cluster 04)



FAR No. 1A\_BTr NG (Spending)

Current Year Appropriations  
Supplemental Appropriations  
Continuing Appropriations

PARTICULARS	UACS Code	APPROPRIATIONS			ALLOTMENTS					OBLIGATIONS				
		Authorized Appropriation	Adjustments	Adjusted Appropriation	Allotments received	Adjustments	Transfer To	Transfer From	Adjusted Total Allotments	1st Quarter	2nd Quarter	3rd Quarter	4th Quarter	TOTAL
1	2	3	4	5=3+4	6	7	8	9	10=6+7-8+9	11	12	13	14	15=11:14
BTr NATIONAL GOVERNMENT														
A. CURRENT YEAR - FY 2022 RA 11639		01 1 01 101												
A.I Specific Budget of National Government Agencies														
MAINTENANCE AND OTHER OPERATING EXP.		62,344,000.00	-	62,344,000.00	62,344,000.00	-	-	-	62,344,000.00	1,605,578.73	35,503,662.21	531,822.35	1,915,336.28	39,556,399.57
Traveling Expenses - Local	50201010 00		14,402.60	14,402.60	-	14,402.60			14,402.60			2,512.60	11,890.00	14,402.60
Water Expenses	50204010 00	-	9,635.10	9,635.10	-	9,635.10			9,635.10	2,072.40	1,896.63	1,896.63	3,769.44	9,635.10
Electricity Expenses	50204020 00	-	-	-	-	-			-	-	-	-	-	-
Prof - Other Professional Services	50211990 00	5,000,000.00	(130,169.55)	4,869,830.45	5,000,000.00	(130,169.55)			4,869,830.45	-	96,311.00	-	-	96,311.00
General Services - Janitorial	50212020 00	-	-	-	-	-			-	-	-	-	-	-
General Services - Security	50212030 00	-	2,627,800.00	2,627,800.00	-	2,627,800.00			2,627,800.00	1,191,052.80	-	-	1,436,734.93	2,627,787.73
General Services - Other GS	50212990 99	2,544,000.00	(2,544,000.00)	-	2,544,000.00	(2,544,000.00)			-	-	-	-	-	-
Taxes, Duties and Licenses	50215010 01	50,000,000.00	4,822,331.85	54,822,331.85	50,000,000.00	4,822,331.85			54,822,331.85	412,453.53	35,405,454.58	527,413.12	462,941.91	36,808,263.14
Insurance Expenses	50215030 00	4,800,000.00	(4,800,000.00)	-	4,800,000.00	(4,800,000.00)			-	-	-	-	-	-
		-												
FINANCIAL EXPENSES		712,000,000.00	-	712,000,000.00	712,000,000.00	-	-	-	712,000,000.00	-	-	47,755,260.00	106,599,500.00	154,354,760.00
Bank Charges	50301040 00	712,000,000.00	-	712,000,000.00	712,000,000.00				712,000,000.00	-	-	47,755,260.00	106,599,500.00	154,354,760.00
CAPITAL OUTLAY		2,352,707,000.00	-	2,352,707,000.00	2,352,707,000.00	-	-	-	2,352,707,000.00	359,430,090.05	1,618,466,329.00	(2,559,687.66)	-	1,975,336,731.39
Investment in GOCC	50601010 01	2,352,707,000.00	-	2,352,707,000.00	2,352,707,000.00				2,352,707,000.00	359,430,090.05	1,618,466,329.00	(2,559,687.66)	-	1,975,336,731.39
TOTAL, CURRENT YEAR		3,127,051,000.00	-	3,127,051,000.00	3,127,051,000.00	-	-	-	3,127,051,000.00	361,035,668.78	1,653,969,991.21	45,727,394.69	108,514,836.28	2,169,247,890.96
B. CONTINUING - RA 11518, FY 2021														
B.I Specific Budget of National Government Agencies		01 1 02 101												
MAINTENANCE AND OTHER OPERATING EXP.		-	-	-	-	-	-	-	-	-	-	-	-	-
Insurance Expenses	50215030 00			-					-					-
FINANCIAL EXPENSES		304,433,800.00	-	304,433,800.00	304,433,800.00	-	-	-	304,433,800.00	140,867,590.00	102,671,150.00	60,891,940.00	3,070.00	304,433,750.00
Bank Charges	50301040 00	304,433,800.00	-	304,433,800.00	304,433,800.00				304,433,800.00	140,867,590.00	102,671,150.00	60,891,940.00	3,070.00	304,433,750.00

CY 2022 STATEMENT OF APPROPRIATIONS, ALLOTMENTS, OBLIGATIONS, DISBURSEMENTS AND BALANCES  
As of December 31, 2022

Department : Department of Finance  
Agency : BUREAU OF THE TREASURY  
Operating Unit : CONSOLIDATED  
Organization Code : 11-005-00-00000  
Funding Source Cc : ALL FUNDS (Cluster 01 and Cluster 04)

FAR No. 1A\_BTr NG (Spending)

X	Current Year Appropriations
	Supplemental Appropriations
X	Continuing Appropriations

PARTICULARS	UACS Code	APPROPRIATIONS			ALLOTMENTS					OBLIGATIONS				
		Authorized Appropriation	Adjustments	Adjusted Appropriation	Allotments received	Adjustments	Transfer To	Transfer From	Adjusted Total Allotments	1st Quarter	2nd Quarter	3rd Quarter	4th Quarter	TOTAL
1	2	3	4	5=3+4	6	7	8	9	10=6+7-8+9	11	12	13	14	15=11.14
CAPITAL OUTLAY		330,222,730.00	-	330,222,730.00	330,222,730.00	-	-	-	330,222,730.00	325,359,180.22	-	(390,974.65)	-	324,968,205.57
Investment in GOCC	50601010 01	330,222,730.00	-	330,222,730.00	330,222,730.00				330,222,730.00	325,359,180.22	-	(390,974.65)		324,968,205.57
TOTAL, CONTINUING		634,656,530.00	-	634,656,530.00	634,656,530.00	-	-	-	634,656,530.00	466,226,770.22	102,671,150.00	60,500,965.35	3,070.00	629,401,955.57
C. CONTINGENT FUND	01 1 01 402	-	-	-	-	-	-	-	-	-	-	-	-	-
MAINTENANCE AND OTHER OPERATING EXP.		-	-	-	-	-	-	-	-	-	-	-	-	-
Other MOOE	50299990 99	-	-	-	-	-	-	-	-	-	-	-	-	-
TOTAL, CONTINGENT FUND		-	-	-	-	-	-	-	-	-	-	-	-	-
D. LOCALLY FUNDED/ DOMESTIC GRANTS FUN	03 1 04 395	10,000,000,000.00	-	10,000,000,000.00	10,000,000,000.00	-	-	-	10,000,000,000.00	-	10,000,000,000.00	-	-	10,000,000,000.00
MAINTENANCE AND OTHER OPERATING EXP.		10,000,000,000.00	-	10,000,000,000.00	10,000,000,000.00	-	-	-	10,000,000,000.00	-	10,000,000,000.00	-	-	10,000,000,000.00
Subsidy To Other Funds	50214090 00	10,000,000,000.00	-	10,000,000,000.00	10,000,000,000.00				10,000,000,000.00		10,000,000,000.00	-	-	10,000,000,000.00
TOTAL, LOCALLY FUNDED		10,000,000,000.00	-	10,000,000,000.00	10,000,000,000.00	-	-	-	10,000,000,000.00	-	10,000,000,000.00	-	-	10,000,000,000.00
GRAND TOTAL, BTr NG		13,761,707,530.00	-	13,761,707,530.00	13,761,707,530.00	-	-	-	13,761,707,530.00	827,262,439.00	11,756,641,141.21	106,228,360.04	108,517,906.28	12,798,649,846.53
OVERALL SUMMARY :		-	-	-	-	-	-	-	-	-	-	-	-	-
I. BTR - NATIONAL GOVERNMENT		-	-	-	-	-	-	-	-	-	-	-	-	-
Current Appropriation, FY 2021 RA 11518	01 1 01 101	3,127,051,000.00	-	3,127,051,000.00	3,127,051,000.00	-	-	-	3,127,051,000.00	361,035,668.78	1,653,969,991.21	45,727,394.69	108,514,836.28	2,169,247,890.96
Continuing Appropriation, FY 2020 RA 11465	01 1 02 101	634,656,530.00	-	634,656,530.00	634,656,530.00	-	-	-	634,656,530.00	466,226,770.22	102,671,150.00	60,500,965.35	3,070.00	629,401,955.57
Contingent Fund	01 1 01 402	-	-	-	-	-	-	-	-	-	-	-	-	-
II. LOCALLY FUNDED/ DOMESTIC GRANTS FUND		-	-	-	-	-	-	-	-	-	-	-	-	-
Coconut Levy Funds	03 1 04 395	10,000,000,000.00	-	10,000,000,000.00	10,000,000,000.00	-	-	-	10,000,000,000.00	-	10,000,000,000.00	-	-	10,000,000,000.00
GRAND TOTAL		13,761,707,530.00	-	13,761,707,530.00	13,761,707,530.00	-	-	-	13,761,707,530.00	827,262,439.00	11,756,641,141.21	106,228,360.04	108,517,906.28	12,798,649,846.53

CY 2022 STATEMENT OF APPROPRIATIONS, .  
As of December 31, 2022

Department : Department of Finance  
Agency : BUREAU OF THE TREASURY  
Operating Unit : CONSOLIDATED  
Organization Code : 11-005-00-00000  
Funding Source Cc : ALL FUNDS (Cluster 01 and Cluster 04

FAR No. 1A\_BTr NG

X
X

Current Year Appropriations  
Supplemental Appropriations  
Continuing Appropriations

PARTICULARS	UACS Code	CURRENT YEAR DISBURSEMENTS					BALANCES			
		1st Quarter	2nd Quarter	3rd Quarter	4th Quarter	TOTAL	Unreleased Appropriations	Unobligated Allotments	Unpaid Obligations	
									(15-20)	(23+24)
									Due and Demandable	Not Yet Due and Demandable
1	2	16	17	18	19	20 = 16:19	21=5-10	22=10-15	23	24
<b>BTr NATIONAL GOVERNMENT</b>										
<b>A. CURRENT YEAR - FY 2022 RA 11639</b> 01 1 01 101										
<b>A.I Specific Budget of National Government Agencies</b>										
<b>MAINTENANCE AND OTHER OPERATING EXP.</b>		414,525.93	36,340,973.36	866,746.79	1,592,143.83	39,214,389.91	-	22,787,600.43	-	342,009.66
Traveling Expenses - Local	50201010 00			2,512.60	11,890.00	14,402.60	-	-	-	
Water Expenses	50204010 00	2,072.40	1,896.63	1,896.63	3,769.44	9,635.10	-	-	-	
Electricity Expenses	50204020 00					-	-	-	-	
Prof - Other Professional Services	50211990 00		96,311.00			96,311.00	-	4,773,519.45	-	
General Services - Janitorial	50212020 00					-	-	-	-	
General Services - Security	50212030 00		837,311.15	334,924.44	1,113,542.48	2,285,778.07	-	12.27	-	342,009.66
General Services - Other GS	50212990 99					-	-	-	-	
Taxes, Duties and Licenses	50215010 01	412,453.53	35,405,454.58	527,413.12	462,941.91	36,808,263.14	-	18,014,068.71	-	
Insurance Expenses	50215030 00					-	-	-	-	
<b>FINANCIAL EXPENSES</b>		-	-	47,464,490.00	92,688,110.00	140,152,600.00	-	557,645,240.00	14,202,160.00	-
Bank Charges	50301040 00	-	-	47,464,490.00	92,688,110.00	140,152,600.00	-	557,645,240.00	14,202,160.00	
<b>CAPITAL OUTLAY</b>		358,985,645.39	1,616,351,086.00	-	-	1,975,336,731.39	-	377,370,268.61	-	-
Investment in GOCC	50601010 01	358,985,645.39	1,616,351,086.00	-	-	1,975,336,731.39	-	377,370,268.61	-	
<b>TOTAL, CURRENT YEAR</b>		359,400,171.32	1,652,692,059.36	48,331,236.79	94,280,253.83	2,154,703,721.30	-	957,803,109.04	14,202,160.00	342,009.66
<b>B. CONTINUING - RA 11518, FY 2021</b> 01 1 02 101										
<b>B.I Specific Budget of National Government Agencies</b>										
<b>MAINTENANCE AND OTHER OPERATING EXP.</b>		-	-	-	-	-	-	-	-	-
Insurance Expenses	50215030 00					-	-	-	-	
<b>FINANCIAL EXPENSES</b>		135,183,000.00	108,355,740.00	60,879,470.00	15,540.00	304,433,750.00	-	50.00	-	-
Bank Charges	50301040 00	135,183,000.00	108,355,740.00	60,879,470.00	15,540.00	304,433,750.00	-	50.00	-	

CY 2022 STATEMENT OF APPROPRIATIONS, .  
As of December 31, 2022

Department : Department of Finance  
Agency : BUREAU OF THE TREASURY  
Operating Unit : CONSOLIDATED  
Organization Code : 11-005-00-00000  
Funding Source Cc : ALL FUNDS (Cluster 01 and Cluster 04

FAR No. 1A\_BT NG

X
X

Current Year Appropriations  
Supplemental Appropriations  
Continuing Appropriations

PARTICULARS	UACS Code	CURRENT YEAR DISBURSEMENTS					BALANCES		Unpaid Obligations	
		1st Quarter	2nd Quarter	3rd Quarter	4th Quarter	TOTAL	Unreleased Appropriations	Unobligated Allotments	(15-20)	(23+24)
									Due and Demandable	Not Yet Due and Demandable
1	2	16	17	18	19	20 = 16:19	21=5-10	22=10-15	23	24
CAPITAL OUTLAY		324,968,205.57	-	-	-	324,968,205.57	-	5,254,524.43	0.00	-
Investment in GOCC	50601010 01	324,968,205.57	-	-	-	324,968,205.57	-	5,254,524.43	0.00	-
TOTAL, CONTINUING		460,151,205.57	108,355,740.00	60,879,470.00	15,540.00	629,401,955.57	-	5,254,574.43	0.00	-
C. CONTINGENT FUND	O1 1 01 402	-	-	-	-	-	-	-	-	-
MAINTENANCE AND OTHER OPERATING EXP.		-	-	-	-	-	-	-	-	-
Other MOOE	50299990 99	-	-	-	-	-	-	-	-	-
TOTAL, CONTINGENT FUND		-	-	-	-	-	-	-	-	-
D. LOCALLY FUNDED/ DOMESTIC GRANTS FUN	O3 1 04 395	-	10,000,000,000.00	-	-	10,000,000,000.00	-	-	-	-
MAINTENANCE AND OTHER OPERATING EXP.		-	10,000,000,000.00	-	-	10,000,000,000.00	-	-	-	-
Subsidy To Other Funds	50214090 00	-	10,000,000,000.00	-	-	10,000,000,000.00	-	-	-	-
TOTAL, LOCALLY FUNDED		-	10,000,000,000.00	-	-	10,000,000,000.00	-	-	-	-
GRAND TOTAL, BTr NG		819,551,376.89	11,761,047,799.36	109,210,706.79	94,295,793.83	12,784,105,676.87	-	963,057,683.47	14,202,160.00	342,009.66
OVERALL SUMMARY :		-	-	-	-	-	-	-	0.00	-
I. BTR - NATIONAL GOVERNMENT										
Current Appropriation, FY 2021 RA 11518	O1 1 01 101	359,400,171.32	1,652,692,059.36	48,331,236.79	94,280,253.83	2,154,703,721.30	-	957,803,109.04	14,202,160.00	342,009.66
Continuing Appropriation, FY 2020 RA 11465	O1 1 02 101	460,151,205.57	108,355,740.00	60,879,470.00	15,540.00	629,401,955.57	-	5,254,574.43	0.00	-
Contingent Fund	O1 1 01 402	-	-	-	-	-	-	-	-	-
II. LOCALLY FUNDED/ DOMESTIC GRANTS FUND										
Coconut Levy Funds	O3 1 04 395	-	10,000,000,000.00	-	-	10,000,000,000.00	-	-	-	-
GRAND TOTAL		819,551,376.89	11,761,047,799.36	109,210,706.79	94,295,793.83	12,784,105,676.87	-	963,057,683.47	14,202,160.00	342,009.66
		-	-	-	-	-	-	-	0.00	-

CY 2022 STATEMENT OF APPROPRIATIONS,  
As of December 31, 2022

Department : Department of Finance  
Agency : BUREAU OF THE TREASURY  
Operating Unit : CONSOLIDATED  
Organization Code : 11-005-00-00000  
Funding Source Co : ALL FUNDS (Cluster 01 and Cluster 04)

FAR No. 1A\_BT NG


X	Current Year Appropriations
	Supplemental Appropriations
X	Continuing Appropriations

PARTICULARS	UACS Code	CURRENT YEAR DISBURSEMENTS					BALANCES			
		1st Quarter	2nd Quarter	3rd Quarter	4th Quarter	TOTAL	Unreleased Appropriations	Unobligated Allotments	Unpaid Obligations	
									(15-20)	(23+24)
									Due and Demandable	Not Yet Due and Demandable
1	2	16	17	18	19	20 = 16:19	21=5-10	22=10-15	23	24

Certified Correct:


  
CYNTHIA C. AGBIN  
CTOO II, Bureau Budget Division

  
ROWENA R. GAMBA  
OIC, Bureau Accounting Division


  
AVELINA H. ZUMARRAGA  
CTOO II, Miscellaneous Accounts Accounting Division

  
MARY GRACE ROSELEE B. DOCTOR  
CTOO II, National Cash Accounting Division

Recommended by:

  
MARITES B. MASARAP  
Director III, Accounting Service

Approved by:

  
EDUARDO ANTHONY G. MARIÑO, III  
Deputy Treasurer of the Philippines