


CY 2022 STATEMENT OF APPROPRIATIONS, ALLOTMENTS, OBLIGATIONS, DISBURSEMENTS AND BALANCES  
As of March 31, 2022

Department : Department of Finance  
Agency : BUREAU OF THE TREASURY  
Operating Unit : CONSOLIDATED  
Organization Code : 11-005-00-00000  
Funding Source C: : ALL FUNDS (Cluster 01 and Cluster 04)



FAR No. 1A\_BTr NG (Spending)

X	Current Year Appropriations
	Supplemental Appropriations
X	Continuing Appropriations

PARTICULARS	UACS Code	APPROPRIATIONS			ALLOTMENTS					OBLIGATIONS				
		Authorized Appropriation	Adjustments	Adjusted Appropriation	Allotments received	Adjustments	Transfer To	Transfer From	Adjusted Total Allotments	1st Quarter	2nd Quarter	3rd Quarter	4th Quarter	TOTAL
1	2	3	4	5=3+4	6	7	8	9	10=6+7-8+9	11	12	13	14	15=11:14
<b>BT NATIONAL GOVERNMENT</b>														
<b>A. CURRENT YEAR - FY 2022 RA 11639</b> 01 1 01 101														
<b>A.I Specific Budget of National Government Agencies</b>														
<b>MAINTENANCE AND OTHER OPERATING EXP.</b>														
Water Expenses	50204010 00	62,344,000.00	-	62,344,000.00	62,344,000.00	-	-	-	62,344,000.00	1,605,578.73	-	-	-	1,605,578.73
Prof - Consultancy Services	50211030 02	-	9,000.00	9,000.00	-	9,000.00	-	-	9,000.00	2,072.40	-	-	-	2,072.40
Prof - Other Professional Services	50211990 00	5,000,000.00	-	5,000,000.00	5,000,000.00	-	-	-	5,000,000.00	-	-	-	-	-
General Services - Janitorial	50212020 00	-	-	-	-	-	-	-	-	-	-	-	-	-
General Services - Security	50212030 00	-	1,192,000.00	1,192,000.00	-	1,192,000.00	-	-	1,192,000.00	1,191,052.80	-	-	-	1,191,052.80
General Services - Other GS	50212990 99	2,544,000.00	(1,201,000.00)	1,343,000.00	2,544,000.00	(1,201,000.00)	-	-	1,343,000.00	-	-	-	-	-
Taxes, Duties and Licenses	50215010 01	50,000,000.00	4,800,000.00	54,800,000.00	50,000,000.00	4,800,000.00	-	-	54,800,000.00	412,453.53	-	-	-	412,453.53
Insurance Expenses	50215030 00	4,800,000.00	(4,800,000.00)	-	4,800,000.00	(4,800,000.00)	-	-	-	-	-	-	-	-
<b>FINANCIAL EXPENSES</b>														
Bank Charges	50301040 00	712,000,000.00	-	712,000,000.00	712,000,000.00	-	-	-	712,000,000.00	-	-	-	-	-
<b>CAPITAL OUTLAY</b>														
Investment in GOCC	50601010 01	2,352,707,000.00	-	2,352,707,000.00	2,352,707,000.00	-	-	-	2,352,707,000.00	359,430,090.05	-	-	-	359,430,090.05
<b>TOTAL, CURRENT YEAR</b>														
		3,127,051,000.00	-	3,127,051,000.00	3,127,051,000.00	-	-	-	3,127,051,000.00	361,035,668.78	-	-	-	361,035,668.78
<b>B. CONTINUING - RA 11518, FY 2021</b> 01 1 02 101														
<b>B.I Specific Budget of National Government Agencies</b>														
<b>MAINTENANCE AND OTHER OPERATING EXP.</b>														
Insurance Expenses	50215030 00	-	-	-	-	-	-	-	-	-	-	-	-	-
<b>FINANCIAL EXPENSES</b>														
Bank Charges	50301040 00	304,433,800.00	-	304,433,800.00	304,433,800.00	-	-	-	304,433,800.00	140,867,590.00	-	-	-	140,867,590.00
<b>CAPITAL OUTLAY</b>														
		330,222,730.00	-	330,222,730.00	330,222,730.00	-	-	-	330,222,730.00	325,359,180.22	-	-	-	325,359,180.22

**CY 2022 STATEMENT OF APPROPRIATIONS, ALLOTMENTS, OBLIGATIONS, DISBURSEMENTS AND BALANCES**  
As of March 31, 2022

Department : Department of Finance  
Agency : BUREAU OF THE TREASURY  
Operating Unit : CONSOLIDATED  
Organization Code : 11-005-00-00000  
Funding Source C : ALL FUNDS (Cluster 01 and Cluster 04)

**FAR No. 1A\_BTr NG (Spending)**

X	Current Year Appropriations
	Supplemental Appropriations
X	Continuing Appropriations

PARTICULARS	UACS Code	APPROPRIATIONS			ALLOTMENTS					OBLIGATIONS				
		Authorized Appropriation	Adjustments	Adjusted Appropriation	Allotments received	Adjustments	Transfer To	Transfer From	Adjusted Total Allotments	1st Quarter	2nd Quarter	3rd Quarter	4th Quarter	TOTAL
1	2	3	4	5=3+4	6	7	8	9	10=6+7-8+9	11	12	13	14	15=11:14
Investment in GOCC	50801010 01	330,222,730.00	-	330,222,730.00	330,222,730.00				330,222,730.00	325,359,180.22				325,359,180.22
Buildings	50804040 01		-	-	-				-					-
Other Structures	50804040 99		-	-	-				-					-
Machinery	50804050 01		-	-	-				-					-
Office Equipment	50804050 02		-	-	-				-					-
ICT Equipment	50804050 03		-	-	-				-					-
Transportation Equipment - MV	50804080 01		-	-	-				-					-
Furniture and Fixtures	50804070 01		-	-	-				-					-
Books Outlay	50804070 02		-	-	-				-					-
<b>TOTAL, CONTINUING</b>		<b>634,656,530.00</b>	<b>-</b>	<b>634,656,530.00</b>	<b>634,656,530.00</b>	<b>-</b>	<b>-</b>	<b>-</b>	<b>634,656,530.00</b>	<b>466,226,770.22</b>	<b>-</b>	<b>-</b>	<b>-</b>	<b>466,226,770.22</b>
<b>C. CONTINGENT FUND</b>	<b>01 1 01 402</b>	<b>-</b>	<b>-</b>	<b>-</b>	<b>-</b>	<b>-</b>	<b>-</b>	<b>-</b>	<b>-</b>	<b>-</b>	<b>-</b>	<b>-</b>	<b>-</b>	<b>-</b>
MAINTENANCE AND OTHER OPERATING EXP.		-	-	-	-	-	-	-	-	-	-	-	-	-
Other MOOE	50299990 99		-	-	-				-					-
<b>TOTAL, CONTINGENT FUND</b>		<b>-</b>	<b>-</b>	<b>-</b>	<b>-</b>	<b>-</b>	<b>-</b>	<b>-</b>	<b>-</b>	<b>-</b>	<b>-</b>	<b>-</b>	<b>-</b>	<b>-</b>
<b>D. LOCALLY FUNDED/ DOMESTIC GRANTS F</b>	<b>03 1 04 395</b>	<b>-</b>	<b>-</b>	<b>-</b>	<b>-</b>	<b>-</b>	<b>-</b>	<b>-</b>	<b>-</b>	<b>-</b>	<b>-</b>	<b>-</b>	<b>-</b>	<b>-</b>
MAINTENANCE AND OTHER OPERATING EXP.		-	-	-	-	-	-	-	-	-	-	-	-	-
Subsidy To Other Funds	50214090 00		-	-	-				-					-
<b>TOTAL, LOCALLY FUNDED</b>		<b>-</b>	<b>-</b>	<b>-</b>	<b>-</b>	<b>-</b>	<b>-</b>	<b>-</b>	<b>-</b>	<b>-</b>	<b>-</b>	<b>-</b>	<b>-</b>	<b>-</b>
<b>GRAND TOTAL, BTr NG</b>		<b>3,761,707,530.00</b>	<b>-</b>	<b>3,761,707,530.00</b>	<b>3,761,707,530.00</b>	<b>-</b>	<b>-</b>	<b>-</b>	<b>3,761,707,530.00</b>	<b>827,262,439.00</b>	<b>-</b>	<b>-</b>	<b>-</b>	<b>827,262,439.00</b>
<b>OVERALL SUMMARY:</b>		<b>-</b>	<b>-</b>	<b>-</b>	<b>-</b>	<b>-</b>	<b>-</b>	<b>-</b>	<b>-</b>	<b>-</b>	<b>-</b>	<b>-</b>	<b>-</b>	<b>-</b>
<b>I. BTR - NATIONAL GOVERNMENT</b>		<b>-</b>	<b>-</b>	<b>-</b>	<b>-</b>	<b>-</b>	<b>-</b>	<b>-</b>	<b>-</b>	<b>-</b>	<b>-</b>	<b>-</b>	<b>-</b>	<b>-</b>
Current Appropriation, FY 2021 RA 11518	01 1 01 101	3,127,051,000.00	-	3,127,051,000.00	3,127,051,000.00	-	-	-	3,127,051,000.00	361,035,668.78	-	-	-	361,035,668.78
Continuing Appropriation, FY 2020 RA 1141	01 1 02 101	634,656,530.00	-	634,656,530.00	634,656,530.00	-	-	-	634,656,530.00	466,226,770.22	-	-	-	466,226,770.22
Contingent Fund	01 1 01 402	-	-	-	-	-	-	-	-	-	-	-	-	-
<b>II. LOCALLY FUNDED/ DOMESTIC GRANTS FUND</b>		<b>-</b>	<b>-</b>	<b>-</b>	<b>-</b>	<b>-</b>	<b>-</b>	<b>-</b>	<b>-</b>	<b>-</b>	<b>-</b>	<b>-</b>	<b>-</b>	<b>-</b>



CY 2022 STATEMENT OF APPROPRIATIONS, ALLOTMENTS, OBLIGATIONS, DISBURSEMENTS AND BALANCES  
As of March 31, 2022

Department : Department of Finance  
Agency : BUREAU OF THE TREASURY  
Operating Unit : CONSOLIDATED  
Organization Code : 11-005-00-00000  
Funding Source C: : ALL FUNDS (Cluster 01 and Cluster 04)

FAR No. 1A\_BTr NG (Spending)

X	Current Year Appropriations
	Supplemental Appropriations
X	Continuing Appropriations

PARTICULARS	UACS Code	APPROPRIATIONS			ALLOTMENTS					OBLIGATIONS				
		Authorized Appropriation	Adjustments	Adjusted Appropriation	Allotments received	Adjustments	Transfer To	Transfer From	Adjusted Total Allotments	1st Quarter	2nd Quarter	3rd Quarter	4th Quarter	TOTAL
1	2	3	4	5=3+4	6	7	8	9	10=6+7-8+9	11	12	13	14	15=11:14
Coconut Levy Funds	03 1 04 395	-	-	-	-	-	-	-	-	-	-	-	-	-
GRAND TOTAL		3,761,707,530.00	-	3,761,707,530.00	3,761,707,530.00	-	-	-	3,761,707,530.00	827,262,439.00	-	-	-	827,262,439.00

CY 2022 STATEMENT OF APPROPRIATION  
As of March 31, 2022

Department : Department of Finance  
Agency : BUREAU OF THE TREASURY  
Operating Unit : CONSOLIDATED  
Organization Code : 11-005-00-00000  
Funding Source Cl : ALL FUNDS (Cluster 01 and Cluste

X	Current Year Appropriations
	Supplemental Appropriations
X	Continuing Appropriations

PARTICULARS	UACS Code	CURRENT YEAR DISBURSEMENTS					BALANCES		Unpaid Obligations	
		1st Quarter	2nd Quarter	3rd Quarter	4th Quarter	TOTAL	Unreleased Appropriations	Unobligated Allotments	(15-20)	(23+24)
									Due and Demandable	Not Yet Due and Demandable
1	2	16	17	18	19	20 = 16:19	21=5-10	22=10-15	23	24
<b>BTr NATIONAL GOVERNMENT</b>										
<b>A. CURRENT YEAR - FY 2022 RA 11639</b> 01 1 01 101										
<b>A.I Specific Budget of National Government Agencies</b>										
<b>MAINTENANCE AND OTHER OPERATING EXP.</b>		414,525.93	-	-	-	414,525.93	-	60,738,421.27	-	1,191,052.80
Water Expenses	50204010 00	2,072.40				2,072.40	-	6,927.60	-	
Prof - Consultancy Services	50211030 02					-	-	-	-	
Prof - Other Professional Services	50211990 00					-	-	5,000,000.00	-	
General Services - Janitorial	50212020 00					-	-	-	-	
General Services - Security	50212030 00					-	-	947.20	-	1,191,052.80
General Services - Other GS	50212990 99					-	-	1,343,000.00	-	
Taxes, Duties and Licenses	50215010 01	412,453.53				412,453.53	-	54,387,546.47	-	
Insurance Expenses	50215030 00					-	-	-	-	
<b>FINANCIAL EXPENSES</b>		-	-	-	-	-	-	712,000,000.00	-	-
Bank Charges	50301040 00	-				-	-	712,000,000.00	-	
<b>CAPITAL OUTLAY</b>		358,985,645.39	-	-	-	358,985,645.39	-	1,993,276,909.95	444,444.66	-
Investment in GOCC	50601010 01	358,985,645.39				358,985,645.39	-	1,993,276,909.95	444,444.66	
<b>TOTAL, CURRENT YEAR</b>		359,400,171.32	-	-	-	359,400,171.32	-	2,766,015,331.22	444,444.66	1,191,052.80
<b>B. CONTINUING - RA 11518, FY 2021</b> 01 1 02 101										
<b>B.I Specific Budget of National Government Agencies</b>										
<b>MAINTENANCE AND OTHER OPERATING EXP.</b>		-	-	-	-	-	-	-	-	-
Insurance Expenses	50215030 00					-	-	-	-	
<b>FINANCIAL EXPENSES</b>		135,183,000.00	-	-	-	135,183,000.00	-	163,566,210.00	5,684,590.00	-
Bank Charges	50301040 00	135,183,000.00				135,183,000.00	-	163,566,210.00	5,684,590.00	
<b>CAPITAL OUTLAY</b>		324,988,205.57	-	-	-	324,988,205.57	-	4,863,549.78	390,974.65	-

CY 2022 STATEMENT OF APPROPRIATION  
As of March 31, 2022

Department : Department of Finance  
Agency : BUREAU OF THE TREASURY  
Operating Unit : CONSOLIDATED  
Organization Code : 11-005-00-00000  
Funding Source C : ALL FUNDS (Cluster 01 and Cluste

X	Current Year Appropriations
	Supplemental Appropriations
X	Continuing Appropriations

PARTICULARS	UACS Code	CURRENT YEAR DISBURSEMENTS					BALANCES			
		1st Quarter	2nd Quarter	3rd Quarter	4th Quarter	TOTAL	Unreleased Appropriations	Unobligated Allotments	Unpaid Obligations	
									(15-20)	(23+24)
									Due and Demandable	Not Yet Due and Demandable
1	2	16	17	18	19	20 = 16:19	21=5-10	22=10-15	23	24
Investment in GOCC	50601010 01	324,968,205.57				324,968,205.57	-	4,863,549.78	390,974.65	
Buildings	50604040 01					-	-	-	-	
Other Structures	50604040 99					-	-	-	-	
Machinery	50604050 01					-	-	-	-	
Office Equipment	50604050 02					-	-	-	-	
ICT Equipment	50604050 03					-	-	-	-	
Transportation Equipment - MV	50604060 01					-	-	-	-	
Furniture and Fixtures	50604070 01					-	-	-	-	
Books Outlay	50604070 02					-	-	-	-	
TOTAL, CONTINUING		460,151,205.57	-	-	-	460,151,205.57	-	168,429,759.78	6,075,564.65	-
C. CONTINGENT FUND	01 1 01 402	-	-	-	-	-	-	-	-	-
MAINTENANCE AND OTHER OPERATING EXP.		-	-	-	-	-	-	-	-	-
Other MOOE	50299990 99					-	-	-	-	
TOTAL, CONTINGENT FUND		-	-	-	-	-	-	-	-	-
D. LOCALLY FUNDED/ DOMESTIC GRANTS F	03 1 04 395	-	-	-	-	-	-	-	-	-
MAINTENANCE AND OTHER OPERATING EXP.		-	-	-	-	-	-	-	-	-
Subsidy To Other Funds	50214090 00					-	-	-	-	
TOTAL, LOCALLY FUNDED		-	-	-	-	-	-	-	-	-
GRAND TOTAL, BTr NG		819,551,376.89	-	-	-	819,551,376.89	-	2,934,445,091.00	6,520,009.31	1,191,052.80
		-	-	-	-	-	-	-	0.00	-
OVERALL SUMMARY :										
I. BTR - NATIONAL GOVERNMENT										
Current Appropriation, FY 2021 RA 11518	01 1 01 101	359,400,171.32	-	-	-	359,400,171.32	-	2,766,015,331.22	444,444.66	1,191,052.80
Continuing Appropriation, FY 2020 RA 1146	01 1 02 101	460,151,205.57	-	-	-	460,151,205.57	-	168,429,759.78	6,075,564.65	
Contingent Fund	01 1 01 402	-	-	-	-	-	-	-	-	
II. LOCALLY FUNDED/ DOMESTIC GRANTS FUND						-	-	-	-	



CY 2022 STATEMENT OF APPROPRIATION  
As of March 31, 2022

Department : Department of Finance  
Agency : BUREAU OF THE TREASURY  
Operating Unit : CONSOLIDATED  
Organization Code : 11-005-00-00000  
Funding Source Cr : ALL FUNDS (Cluster 01 and Cluste

FAR No. 1A\_BT NG

X
X


Current Year Appropriations  
Supplemental Appropriations  
Continuing Appropriations

PARTICULARS	UACS Code	CURRENT YEAR DISBURSEMENTS					BALANCES			
		1st Quarter	2nd Quarter	3rd Quarter	4th Quarter	TOTAL	Unreleased Appropriations	Unobligated Allotments	Unpaid Obligations	
									(15-20)	(23+24)
									Due and Demandable	Not Yet Due and Demandable
1	2	16	17	18	19	20 = 16:19	21=5-10	22=10-15	23	24
Coconut Levy Funds	03 1 04 395	-	-	-	-	-	-	-	-	-
GRAND TOTAL		819,551,376.89	-	-	-	819,551,376.89	-	2,934,445,091.00	6,520,009.31	1,191,052.80


Certified Correct:


  
**CYNTHIA C. AGBIN**  
CTOO II, Bureau Budget Division

  
**ROWENA R. GAMBA**  
ICO, Bureau Accounting Division

  
**AVELINA H. ZUMARRAGA**  
CTOO II, Miscellaneous Accounts Accounting Division

  
**MARY GRACE ROSELEE B. DOCTOR**  
OIC, National Cash Accounting Division

Recommended by:  
  
**MARITES B. MASARAP**  
Director III, Accounting Service

Approved by:  
  
**EDUARDO ANTHONY G. MARIÑO, III**  
OIC - Deputy Treasurer of the Philippines