


CY 2022 STATEMENT OF APPROPRIATIONS, ALLOTMENTS, OBLIGATIONS, DISBURSEMENTS AND BALANCES
As of March 31, 2022

Department : Department of Finance
Agency : BUREAU OF THE TREASURY
Operating Unit : CONSOLIDATED
Organization C : 11-005-00-00000
Funding Source : ALL FUNDS_Cluster 01 (REGULAR AGENCY FUND) and Cluster 04 (SPECIAL ACCOUNT - FOREIGN GRANTS)



FAR No. 1_BTr NG (Spending)

X	Current Year Appropriations
	Supplemental Appropriations
X	Continuing Appropriations

PARTICULARS	UACS Code	APPROPRIATIONS			ALLOTMENTS					CURRENT YEAR OBLIGATIONS				
		Authorized Appropriation	Adjustments	Adjusted Appropriation	Allotments received	Adjustments	Transfer To	Transfer From	Adjusted Total Allotments	1st Quarter	2nd Quarter	3rd Quarter	4th Quarter	TOTAL
1	2	3	4	5=3+4	6	7	8	9	10=6+7-8+9	11	12	13	14	15= 11:14
BTr NATIONAL GOVERNMENT														
A. CURRENT YEAR-AGENCY SPECIFIC BUDGET	01 1 01 101			-					-					
A.I Specific Budget of National Government Agencies														
III. Operation		3,127,051,000.00	-	3,127,051,000.00	3,127,051,000.00	-	-	-	3,127,051,000.00	361,035,668.78	-	-	-	361,035,668.78
OO : Efficiency in cash management improved														
Program I : Financial Asset Management Program		3,127,051,000.00	-	3,127,051,000.00	3,127,051,000.00	-	-	-	3,127,051,000.00	361,035,668.78	-	-	-	361,035,668.78
Cash management funding and investment of excess fund	310100100001000	2,415,051,000.00	-	2,415,051,000.00	2,415,051,000.00	-	-	-	2,415,051,000.00	361,035,668.78	-	-	-	361,035,668.78
MOOE		62,344,000.00	-	62,344,000.00	62,344,000.00	-	-	-	62,344,000.00	1,605,578.73	-	-	-	1,605,578.73
CO		2,352,707,000.00	-	2,352,707,000.00	2,352,707,000.00	-	-	-	2,352,707,000.00	359,430,090.05	-	-	-	359,430,090.05
Comprehensive and adequate insurance protection of														
Strategically Important Government Asset	310100100002000	-	-	-	-	-	-	-	-	-	-	-	-	-
PS			-	-	-	-	-	-	-	-	-	-	-	-
MOOE			-	-	-	-	-	-	-	-	-	-	-	-
FINEX			-	-	-	-	-	-	-	-	-	-	-	-
CO			-	-	-	-	-	-	-	-	-	-	-	-
Development of Treasury Single Account (TSA)	310100200001000	712,000,000.00	-	712,000,000.00	712,000,000.00	-	-	-	712,000,000.00	-	-	-	-	-
FINEX		712,000,000.00	-	712,000,000.00	712,000,000.00	-	-	-	712,000,000.00	-	-	-	-	-
OO : Efficiency in debt management achieved														
Program II : Debt and Risk Management Program		-	-	-	-	-	-	-	-	-	-	-	-	-
Securities origination	320100100001000	-	-	-	-	-	-	-	-	-	-	-	-	-
Debt monitoring and servicing	320100100002000	-	-	-	-	-	-	-	-	-	-	-	-	-
Risk management	320100100003000	-	-	-	-	-	-	-	-	-	-	-	-	-
PS			-	-	-	-	-	-	-	-	-	-	-	-
MOOE			-	-	-	-	-	-	-	-	-	-	-	-
FINEX			-	-	-	-	-	-	-	-	-	-	-	-
CO			-	-	-	-	-	-	-	-	-	-	-	-
OO : Efficiency in accounting of NG financial transactions enhanced														
Program III : NG Accounting Program		-	-	-	-	-	-	-	-	-	-	-	-	-
Recording of NG financial transactions	330100100001000	-	-	-	-	-	-	-	-	-	-	-	-	-
MOOE			-	-	-	-	-	-	-	-	-	-	-	-

CY 2022 STATEMENT OF APPROPRIATIONS, ALLOTMENTS, OBLIGATIONS, DISBURSEMENTS AND BALANCES
As of March 31, 2022

Department : Department of Finance
Agency : BUREAU OF THE TREASURY
Operating Unit : CONSOLIDATED
Organization C : 11-005-00-00000
Funding Source : ALL FUNDS_Cluster 01 (REGULAR AGENCY FUND) and Cluster 04 (SPECIAL ACCOUNT - FOREIGN GRANTS)

FAR No. 1_BTr NG (Spending)

X	Current Year Appropriations
	Supplemental Appropriations
X	Continuing Appropriations

PARTICULARS	UACS Code	APPROPRIATIONS			ALLOTMENTS					CURRENT YEAR OBLIGATIONS				
		Authorized Appropriation	Adjustments	Adjusted Appropriation	Allotments received	Adjustments	Transfer To	Transfer From	Adjusted Total Allotments	1st Quarter	2nd Quarter	3rd Quarter	4th Quarter	TOTAL
1	2	3	4	5=3+4	6	7	8	9	10=6+7-8+9	11	12	13	14	15=11:14
Reconciliation of NGAs books of accounts	330100100002000	-	-	-	-	-	-	-	-	-	-	-	-	-
Release of Allotment to Local Government Units	330100100003000	-	-	-	-	-	-	-	-	-	-	-	-	-
TOTAL, CURRENT YEAR		3,127,051,000.00	-	3,127,051,000.00	3,127,051,000.00	-	-	-	3,127,051,000.00	361,035,668.78	-	-	-	361,035,668.78
MOOE		62,344,000.00	-	62,344,000.00	62,344,000.00	-	-	-	62,344,000.00	1,605,578.73	-	-	-	1,605,578.73
FINEX		712,000,000.00	-	712,000,000.00	712,000,000.00	-	-	-	712,000,000.00	-	-	-	-	-
CO		2,352,707,000.00	-	2,352,707,000.00	2,352,707,000.00	-	-	-	2,352,707,000.00	359,430,090.05	-	-	-	359,430,090.05
B. CONTINUING APPROPRIATION - RA 11518, FY 2021														
B.I Specific Budget of National Government Agencies														
III. Operation		634,656,530.00	-	634,656,530.00	634,656,530.00	-	-	-	634,656,530.00	466,226,770.22	-	-	-	466,226,770.22
OO : Efficiency in cash management improved														
Program I : Financial Asset Management Program		634,656,530.00	-	634,656,530.00	634,656,530.00	-	-	-	634,656,530.00	466,226,770.22	-	-	-	466,226,770.22
Cash management funding and investment of excess fund	310100100001000	330,222,730.00	-	330,222,730.00	330,222,730.00	-	-	-	330,222,730.00	325,359,180.22	-	-	-	325,359,180.22
CO		330,222,730.00	-	330,222,730.00	330,222,730.00	-	-	-	330,222,730.00	325,359,180.22	-	-	-	325,359,180.22
Comprehensive and adequate insurance protection of Strategically Important Government Assets	310100100002000	-	-	-	-	-	-	-	-	-	-	-	-	-
PS		-	-	-	-	-	-	-	-	-	-	-	-	-
MOOE		-	-	-	-	-	-	-	-	-	-	-	-	-
FINEX		-	-	-	-	-	-	-	-	-	-	-	-	-
CO		-	-	-	-	-	-	-	-	-	-	-	-	-
Development of Treasury Single Account (TSA)	310100200001000	304,433,800.00	-	304,433,800.00	304,433,800.00	-	-	-	304,433,800.00	140,867,590.00	-	-	-	140,867,590.00
FINEX		304,433,800.00	-	304,433,800.00	304,433,800.00	-	-	-	304,433,800.00	140,867,590.00	-	-	-	140,867,590.00
OO : Efficiency in debt management achieved														
Program II : Debt and Risk Management Program		-	-	-	-	-	-	-	-	-	-	-	-	-
Securities origination	320100100001000	-	-	-	-	-	-	-	-	-	-	-	-	-
Debt monitoring and servicing	320100100002000	-	-	-	-	-	-	-	-	-	-	-	-	-
Risk management	320100100003000	-	-	-	-	-	-	-	-	-	-	-	-	-
OO : Efficiency in accounting of NG financial transactions enhanced														
Program III : NG Accounting Program		-	-	-	-	-	-	-	-	-	-	-	-	-
Recording of NG financial transactions	330100100001000	-	-	-	-	-	-	-	-	-	-	-	-	-
Reconciliation of NGAs books of accounts	330100100002000	-	-	-	-	-	-	-	-	-	-	-	-	-

CY 2022 STATEMENT OF APPROPRIATIONS, ALLOTMENTS, OBLIGATIONS, DISBURSEMENTS AND BALANCES
As of March 31, 2022

Department : Department of Finance
Agency : BUREAU OF THE TREASURY
Operating Unit : CONSOLIDATED
Organization C : 11-005-00-00000
Funding Source : ALL FUNDS_Cluster 01 (REGULAR AGENCY FUND) and Cluster 04 (SPECIAL ACCOUNT - FOREIGN GRANTS)

FAR No. 1_BTr NG (Spending)

X	Current Year Appropriations
	Supplemental Appropriations
X	Continuing Appropriations

PARTICULARS	UACS Code	APPROPRIATIONS			ALLOTMENTS					CURRENT YEAR OBLIGATIONS				
		Authorized Appropriation	Adjustments	Adjusted Appropriation	Allotments received	Adjustments	Transfer To	Transfer From	Adjusted Total Allotments	1st Quarter	2nd Quarter	3rd Quarter	4th Quarter	TOTAL
1	2	3	4	5=3+4	6	7	8	9	10=6+7-8+9	11	12	13	14	15=11+14
Release of Allotment to Local Government Units	330100100003000	-	-	-	-	-	-	-	-	-	-	-	-	-
TOTAL, CONTINUING		634,656,530.00	-	634,656,530.00	634,656,530.00	-	-	-	634,656,530.00	466,226,770.22	-	-	-	466,226,770.22
MOOE		-	-	-	-	-	-	-	-	-	-	-	-	-
FINEX		304,433,800.00	-	304,433,800.00	304,433,800.00	-	-	-	304,433,800.00	140,867,590.00	-	-	-	140,867,590.00
CO		330,222,730.00	-	330,222,730.00	330,222,730.00	-	-	-	330,222,730.00	325,359,180.22	-	-	-	325,359,180.22
D. SPECIAL ACCOUNT - LOCALLY FUNDED/DOMESTIC GR	03 1 04 395													
Automatic Appro. - Domestic Grants Fund_Coconut Levy Fund														
III. Operation														
OO : Efficiency in accounting of NG financial transactions enhanced				-	-				-					-
Program III : NG Accounting Program				-	-				-					-
Recording of NG Financial Transactions	330100100001000			-	-				-					-
MOOE				-	-				-					-
TOTAL, LOCALLY FUNDED/DOMESTIC GRANTS FUND		-	-	-	-	-	-	-	-	-	-	-	-	-
PS														
MOOE		-	-	-	-	-	-	-	-	-	-	-	-	-
FINEX														
CO														
GRAND TOTAL, BTr NG		3,761,707,530.00	-	3,761,707,530.00	3,761,707,530.00	-	-	-	3,761,707,530.00	827,262,439.00	-	-	-	827,262,439.00
PS		-	-	-	-	-	-	-	-	-	-	-	-	-
MOOE		62,344,000.00	-	62,344,000.00	62,344,000.00	-	-	-	62,344,000.00	1,605,578.73	-	-	-	1,605,578.73
FINEX		1,016,433,800.00	-	1,016,433,800.00	1,016,433,800.00	-	-	-	1,016,433,800.00	140,867,590.00	-	-	-	140,867,590.00
CO		2,682,929,730.00	-	2,682,929,730.00	2,682,929,730.00	-	-	-	2,682,929,730.00	684,789,270.27	-	-	-	684,789,270.27
RECAPITULATION BY MFO:														
PROGRAM I														
MOOE		62,344,000.00	-	62,344,000.00	62,344,000.00	-	-	-	62,344,000.00	1,605,578.73	-	-	-	1,605,578.73
FINEX		1,016,433,800.00	-	1,016,433,800.00	1,016,433,800.00	-	-	-	1,016,433,800.00	140,867,590.00	-	-	-	140,867,590.00
CO		2,682,929,730.00	-	2,682,929,730.00	2,682,929,730.00	-	-	-	2,682,929,730.00	684,789,270.27	-	-	-	684,789,270.27
		3,761,707,530.00	-	3,761,707,530.00	3,761,707,530.00	-	-	-	3,761,707,530.00	827,262,439.00	-	-	-	827,262,439.00
PROGRAM II														
MOOE		-	-	-	-	-	-	-	-	-	-	-	-	-
		-	-	-	-	-	-	-	-	-	-	-	-	-
PROGRAM III														
MOOE		-	-	-	-	-	-	-	-	-	-	-	-	-

CY 2022 STATEMENT OF APPROPRIATIONS, ALLOTMENTS, OBLIGATIONS, DISBURSEMENTS AND BALANCES
As of March 31, 2022

Department : Department of Finance
Agency : BUREAU OF THE TREASURY
Operating Unit : CONSOLIDATED
Organization C : 11-005-00-00000
Funding Source : ALL FUNDS_Cluster 01 (REGULAR AGENCY FUND) and Cluster 04 (SPECIAL ACCOUNT - FOREIGN GRANTS)

FAR No. 1_BTr NG (Spending)

X	Current Year Appropriations
	Supplemental Appropriations
X	Continuing Appropriations

PARTICULARS	UACS Code	APPROPRIATIONS			ALLOTMENTS					CURRENT YEAR OBLIGATIONS				
		Authorized Appropriation	Adjustments	Adjusted Appropriation	Allotments received	Adjustments	Transfer To	Transfer From	Adjusted Total Allotments	1st Quarter	2nd Quarter	3rd Quarter	4th Quarter	TOTAL
1	2	3	4	5=3+4	6	7	8	9	10=6+7-8+9	11	12	13	14	15=11+14
GRAND TOTAL, BTr NG		3,761,707,530.00	-	3,761,707,530.00	3,761,707,530.00	-	-	-	3,761,707,530.00	827,262,439.00	-	-	-	827,262,439.00
PS		-	-	-	-	-	-	-	-	-	-	-	-	-
MOOE		62,344,000.00	-	62,344,000.00	62,344,000.00	-	-	-	62,344,000.00	1,605,578.73	-	-	-	1,605,578.73
FINEX		1,016,433,800.00	-	1,016,433,800.00	1,016,433,800.00	-	-	-	1,016,433,800.00	140,867,590.00	-	-	-	140,867,590.00
CO		2,682,929,730.00	-	2,682,929,730.00	2,682,929,730.00	-	-	-	2,682,929,730.00	684,789,270.27	-	-	-	684,789,270.27

CY 2022 STATEMENT OF APPROPRIATIONS, ALLOTME
As of March 31, 2022

Department : Department of Finance
Agency : BUREAU OF THE TREASURY
Operating Unit : CONSOLIDATED
Organization C : 11-005-00-00000
Funding Source : ALL FUNDS_Cluster 01 (REGULAR AGENCY FUND)

FAR No. 1_BTr NG

X	Current Year Appropriations
	Supplemental Appropriations
X	Continuing Appropriations

PARTICULARS	UACS Code	CURRENT YEAR DISBURSEMENTS					BALANCES			
		1st Quarter	2nd Quarter	3rd Quarter	4th Quarter	TOTAL	Unreleased Appropriations	Unobligated Allotments	Unpaid Obligations	
									(15-20)	(23+24)
									Due and Demandable	Not Yet Due and Demandable
1	2	16	17	18	19	20 = 16:19	21=5-10	22=10-15	23	24
BTr NATIONAL GOVERNMENT										
A. CURRENT YEAR-AGENCY SPECIFIC BUDGET	01 1 01 101									
A.I Specific Budget of National Government Agencies										
III. Operation		359,400,171.32	-	-	-	359,400,171.32	-	2,766,015,331.22	444,444.66	1,191,052.80
OO : Efficiency in cash management improved										
Program I : Financial Asset Management Program		359,400,171.32	-	-	-	359,400,171.32	-	2,766,015,331.22	444,444.66	1,191,052.80
Cash management funding and investment of excess fund	310100100001000	359,400,171.32	-	-	-	359,400,171.32	-	2,054,015,331.22	444,444.66	1,191,052.80
MOOE		414,525.93	-	-	-	414,525.93	-	60,738,421.27	-	1,191,052.80
CO		358,985,645.39	-	-	-	358,985,645.39	-	1,993,276,909.95	444,444.66	
Comprehensive and adequate insurance protection of Strategically Important Government Asset	310100100002000	-	-	-	-	-	-	-	-	-
PS		-	-	-	-	-	-	-	-	-
MOOE		-	-	-	-	-	-	-	-	-
FINEX		-	-	-	-	-	-	-	-	-
CO		-	-	-	-	-	-	-	-	-
Development of Treasury Single Account (TSA)	310100200001000	-	-	-	-	-	-	712,000,000.00	-	-
FINEX		-	-	-	-	-	-	712,000,000.00	-	-
OO : Efficiency in debt management achieved										
Program II : Debt and Risk Management Program		-	-	-	-	-	-	-	-	-
Securities origination	320100100001000	-	-	-	-	-	-	-	-	-
Debt monitoring and servicing	320100100002000	-	-	-	-	-	-	-	-	-
Risk management	320100100003000	-	-	-	-	-	-	-	-	-
PS		-	-	-	-	-	-	-	-	-
MOOE		-	-	-	-	-	-	-	-	-
FINEX		-	-	-	-	-	-	-	-	-
CO		-	-	-	-	-	-	-	-	-
OO : Efficiency in accounting of NG financial transactions enhanced										
Program III : NG Accounting Program		-	-	-	-	-	-	-	-	-
Recording of NG financial transactions	330100100001000	-	-	-	-	-	-	-	-	-
MOOE		-	-	-	-	-	-	-	-	-

CY 2022 STATEMENT OF APPROPRIATIONS, ALLOTME
As of March 31, 2022

Department : Department of Finance
Agency : BUREAU OF THE TREASURY
Operating Unit : CONSOLIDATED
Organization C : 11-005-00-00000
Funding Source : ALL FUNDS_Cluster 01 (REGULAR AGENCY FUND)

FAR No. 1_BTr NG

X	Current Year Appropriations
	Supplemental Appropriations
X	Continuing Appropriations

PARTICULARS	UACS Code	CURRENT YEAR DISBURSEMENTS					BALANCES			
		1st Quarter	2nd Quarter	3rd Quarter	4th Quarter	TOTAL	Unreleased Appropriations	Unobligated Allotments	Unpaid Obligations	
									(15-20)	(23+24)
									Due and Demandable	Not Yet Due and Demandable
1	2	16	17	18	19	20 = 16:19	21=5-10	22=10-15	23	24
Reconciliation of NGAs books of accounts	330100100002000	-	-	-	-	-	-	-	-	-
Release of Allotment to Local Government Units	330100100003000	-	-	-	-	-	-	-	-	-
TOTAL, CURRENT YEAR		359,400,171.32	-	-	-	359,400,171.32	-	2,766,015,331.22	444,444.66	1,191,052.80
MOOE		414,525.93	-	-	-	414,525.93	-	60,738,421.27	-	1,191,052.80
FINEX		-	-	-	-	-	-	712,000,000.00	-	-
CO		358,985,645.39	-	-	-	358,985,645.39	-	1,993,276,909.95	444,444.66	-
B. CONTINUING APPROPRIATION - RA 11518, FY 2021										
B.I Specific Budget of National Government Agencies										
III. Operation		460,151,205.57	-	-	-	460,151,205.57	-	168,429,759.78	6,075,564.65	-
OO : Efficiency in cash management improved										
Program I : Financial Asset Management Program		460,151,205.57	-	-	-	460,151,205.57	-	168,429,759.78	6,075,564.65	-
Cash management funding and investment of excess fund	310100100001000	324,968,205.57	-	-	-	324,968,205.57	-	4,863,549.78	390,974.65	-
CO		324,968,205.57	-	-	-	324,968,205.57	-	4,863,549.78	390,974.65	-
Comprehensive and adequate insurance protection of Strategically Important Government Assets	310100100002000	-	-	-	-	-	-	-	-	-
PS		-	-	-	-	-	-	-	-	-
MOOE		-	-	-	-	-	-	-	-	-
FINEX		-	-	-	-	-	-	-	-	-
CO		-	-	-	-	-	-	-	-	-
Development of Treasury Single Account (TSA)	310100200001000	135,183,000.00	-	-	-	135,183,000.00	-	163,566,210.00	5,684,590.00	-
FINEX		135,183,000.00	-	-	-	135,183,000.00	-	163,566,210.00	5,684,590.00	-
OO : Efficiency in debt management achieved		-	-	-	-	-	-	-	-	-
Program II : Debt and Risk Management Program		-	-	-	-	-	-	-	-	-
Securities origination	320100100001000	-	-	-	-	-	-	-	-	-
Debt monitoring and servicing	320100100002000	-	-	-	-	-	-	-	-	-
Risk management	320100100003000	-	-	-	-	-	-	-	-	-
OO : Efficiency in accounting of NG financial transactions enhanced		-	-	-	-	-	-	-	-	-
Program III : NG Accounting Program		-	-	-	-	-	-	-	-	-
Recording of NG financial transactions	330100100001000	-	-	-	-	-	-	-	-	-
Reconciliation of NGAs books of accounts	330100100002000	-	-	-	-	-	-	-	-	-

CY 2022 STATEMENT OF APPROPRIATIONS, ALLOTME
As of March 31, 2022

Department : Department of Finance
Agency : BUREAU OF THE TREASURY
Operating Unit : CONSOLIDATED
Organization C : 11-005-00-00000
Funding Source : ALL FUNDS_Cluster 01 (REGULAR AGENCY FUND)

FAR No. 1_BTr NG

X	Current Year Appropriations
	Supplemental Appropriations
X	Continuing Appropriations

PARTICULARS	UACS Code	CURRENT YEAR DISBURSEMENTS					BALANCES			
		1st Quarter	2nd Quarter	3rd Quarter	4th Quarter	TOTAL	Unreleased Appropriations	Unobligated Allotments	Unpaid Obligations	
									(15-20)	(23+24)
									Due and Demandable	Not Yet Due and Demandable
1	2	16	17	18	19	20 = 16:19	21=5-10	22=10-15	23	24
Release of Allotment to Local Government Units	330100100003000	-	-	-	-	-	-	-	-	-
TOTAL, CONTINUING		460,151,205.57	-	-	-	460,151,205.57	-	168,429,759.78	6,075,564.65	-
MOOE		-	-	-	-	-	-	-	-	-
FINEX		135,183,000.00	-	-	-	135,183,000.00	-	163,566,210.00	5,684,590.00	-
CO		324,968,205.57	-	-	-	324,968,205.57	-	4,863,549.78	390,974.65	-
D. SPECIAL ACCOUNT - LOCALLY FUNDED/DOMESTIC GR	03 1 04 395									
Automatic Appro. - Domestic Grants Fund_Coconut Levy Fund										
III. Operation										
OO : Efficiency in accounting of NG financial transactions enhanced							-	-	-	-
Program III : NG Accounting Program		-	-	-	-	-	-	-	-	-
Recording of NG Financial Transactions	330100100001000	-	-	-	-	-	-	-	-	-
MOOE							-	-	-	-
TOTAL, LOCALLY FUNDED/DOMESTIC GRANTS FUND		-	-	-	-	-	-	-	-	-
PS										
MOOE		-	-	-	-	-	-	-	-	-
FINEX										
CO										
GRAND TOTAL, BTr NG		819,551,376.89	-	-	-	819,551,376.89	-	2,934,445,091.00	6,520,009.31	1,191,052.80
PS		-	-	-	-	-	-	-	-	-
MOOE		414,525.93	-	-	-	414,525.93	-	60,738,421.27	-	1,191,052.80
FINEX		135,183,000.00	-	-	-	135,183,000.00	-	875,566,210.00	5,684,590.00	-
CO		683,953,850.96	-	-	-	683,953,850.96	-	1,998,140,459.73	835,419.31	-
RECAPITULATION BY MFO:										
PROGRAM I										
MOOE		414,525.93	-	-	-	414,525.93	-	60,738,421.27	-	1,191,052.80
FINEX		135,183,000.00	-	-	-	135,183,000.00	-	875,566,210.00	5,684,590.00	-
CO		683,953,850.96	-	-	-	683,953,850.96	-	1,998,140,459.73	835,419.31	-
		819,551,376.89	-	-	-	819,551,376.89	-	2,934,445,091.00	6,520,009.31	1,191,052.80
PROGRAM II										
MOOE		-	-	-	-	-	-	-	-	-
		-	-	-	-	-	-	-	-	-
PROGRAM III										
MOOE		-	-	-	-	-	-	-	-	-


CY 2022 STATEMENT OF APPROPRIATIONS, ALLOTME
As of March 31, 2022

Department : Department of Finance
Agency : BUREAU OF THE TREASURY
Operating Unit : CONSOLIDATED
Organization C : 11-005-00-00000
Funding Source : ALL FUNDS_Cluster 01 (REGULAR AGENCY FUND)

FAR No. 1_BTr NG

X	Current Year Appropriations
	Supplemental Appropriations
X	Continuing Appropriations

PARTICULARS	UACS Code	CURRENT YEAR DISBURSEMENTS					BALANCES			
		1st Quarter	2nd Quarter	3rd Quarter	4th Quarter	TOTAL	Unreleased Appropriations	Unobligated Allotments	Unpaid Obligations	
									(15-20)	(23+24)
									Due and Demandable	Not Yet Due and Demandable
1	2	16	17	18	19	20 = 16:19	21=5-10	22=10-15	23	24
GRAND TOTAL, BTr NG		819,551,376.89	-	-	-	819,551,376.89	-	2,934,445,091.00	6,520,009.31	1,191,052.80
PS		-	-	-	-	-	-	-	-	-
MOOE		414,525.93	-	-	-	414,525.93	-	60,738,421.27	-	1,191,052.80
FINEX		135,183,000.00	-	-	-	135,183,000.00	-	875,566,210.00	5,684,590.00	-
CO		683,953,850.96	-	-	-	683,953,850.96	-	1,998,140,459.73	835,419.31	-

Certified Correct:

CYNTHIA C. AGBIN
CTOO II, Bureau Budget Division



ROWENA R. GAMBA
ICO, Bureau Accounting Division


AVELINA H. ZUMARRAGA
CTOO II, Miscellaneous Accounts Accounting Division


MARY GRACE ROSELEE B. DOCTOR
OIC, National Cash Accounting Division

Recommended by:

MARITES B. MASARAP
Director III, Accounting Service

Approved by:

EDUARDO ANTHONY G. MARIÑO, III
OIC - Deputy Treasurer of the Philippines