


CY 2022 STATEMENT OF APPROPRIATIONS, ALLOTMENTS, OBLIGATIONS, DISBURSEMENTS AND BALANCES
As of December 31, 2022

Department : Department of Finance
Agency : BUREAU OF THE TREASURY
Operating Unit : CONSOLIDATED - SUMMARY
Organization Code : 11-005-00-00000
Funding Source Cc : ALL FUNDS (Cluster 01 and Cluster 04)



FAR_SUMMARY	
<input checked="" type="checkbox"/>	Current Year Appropriations
<input type="checkbox"/>	Supplemental Appropriations
<input checked="" type="checkbox"/>	Continuing Appropriations

PARTICULARS	UACS Code	APPROPRIATIONS			ALLOTMENTS					OBLIGATIONS				
		Authorized Appropriation	Adjustments	Adjusted Appropriation	Allotments received	Adjustments	Transfer To	Transfer From	Adjusted Total Allotments	1st Quarter	2nd Quarter	3rd Quarter	4th Quarter	TOTAL
1	2	3	4	5=3+4	6	7	8	9	10=6+7-8+9	11	12	13	14	15=11:14
BT- REGULAR AGENCY BUDGET														
A. Current Appropriation, FY 2022 RA 11639	01 1 01 101													
Personnel Services		462,536,000.00	35,216,000.00	497,752,000.00	462,536,000.00	35,216,000.00	-	-	497,752,000.00	103,159,229.78	137,075,523.39	103,691,924.45	153,429,026.59	497,355,704.21
Maintenance and Other Operating Expenses		564,854,000.00	(35,216,000.00)	529,638,000.00	564,854,000.00	(35,216,000.00)	-	-	529,638,000.00	135,964,583.35	88,269,128.46	58,354,634.04	64,971,556.51	345,559,902.36
Financial Expenses		-	-	-	-	-	-	-	-	-	-	-	-	-
Capital Outlay		75,094,000.00	-	75,094,000.00	75,094,000.00	-	-	-	75,094,000.00	18,507,775.00	2,956,987.95	9,699,420.91	9,924,717.41	41,088,901.27
Total		1,102,484,000.00	-	1,102,484,000.00	1,102,484,000.00	-	-	-	1,102,484,000.00	257,631,588.13	228,301,639.80	169,745,979.40	228,325,300.51	884,004,507.84
B. Continuing Appropriation, FY 2021 RA 11518														
Personnel Services	01 1 02 101	-	-	-	-	-	-	-	-	-	-	-	-	-
Maintenance and Other Operating Expenses		142,860,375.21	(14,997.96)	142,845,377.25	142,860,375.21	(14,997.96)	-	-	142,845,377.25	20,558,990.12	35,179,948.14	10,056,082.50	51,550,050.27	117,345,071.03
Financial Expenses		-	-	-	-	-	-	-	-	-	-	-	-	-
Capital Outlay		50,470,309.54	-	50,470,309.54	50,470,309.54	-	-	-	50,470,309.54	302,740.00	20,731,467.20	3,859,960.00	5,521,058.13	30,415,225.33
Total		193,330,684.75	(14,997.96)	193,315,686.79	193,330,684.75	(14,997.96)	-	-	193,315,686.79	20,861,730.12	55,911,415.34	13,916,042.50	57,071,108.40	147,760,296.36
C. Automatic Appropriation, FY 2022 RA 11639														
Personnel Services	01 1 04 102	43,159,732.00	-	43,159,732.00	43,159,732.00	-	-	-	43,159,732.00	10,671,112.10	11,066,176.03	10,632,511.19	10,535,317.08	42,905,116.40
Maintenance and Other Operating Expenses		-	-	-	-	-	-	-	-	-	-	-	-	-
Financial Expenses		-	-	-	-	-	-	-	-	-	-	-	-	-
Capital Outlay		-	-	-	-	-	-	-	-	-	-	-	-	-
Total		43,159,732.00	-	43,159,732.00	43,159,732.00	-	-	-	43,159,732.00	10,671,112.10	11,066,176.03	10,632,511.19	10,535,317.08	42,905,116.40
D. Special Purpose Funds														
Personnel Services	01 1 01 407	16,807,733.00	-	16,807,733.00	16,807,733.00	-	-	-	16,807,733.00	-	15,286,431.60	844,703.33	663,593.96	16,794,728.89
Maintenance and Other Operating Expenses		-	-	-	-	-	-	-	-	-	-	-	-	-
Financial Expenses		-	-	-	-	-	-	-	-	-	-	-	-	-
Capital Outlay		-	-	-	-	-	-	-	-	-	-	-	-	-
Total		16,807,733.00	-	16,807,733.00	16,807,733.00	-	-	-	16,807,733.00	-	15,286,431.60	844,703.33	663,593.96	16,794,728.89
		16,807,733.00	-	16,807,733.00	16,807,733.00	-	-	-	16,807,733.00	-	15,286,431.60	844,703.33	663,593.96	16,794,728.89

CY 2022 STATEMENT OF APPROPRIATIONS, ALLOTMENTS, OBLIGATIONS, DISBURSEMENTS AND BALANCES
As of December 31, 2022

Department : Department of Finance
Agency : BUREAU OF THE TREASURY
Operating Unit : CONSOLIDATED - SUMMARY
Organization Code : 11-005-00-00000
Funding Source Cc : ALL FUNDS (Cluster 01 and Cluster 04)

FAR_SUMMARY

X
X

Current Year Appropriations
Supplemental Appropriations
Continuing Appropriations

PARTICULARS	UACS Code	APPROPRIATIONS			ALLOTMENTS					OBLIGATIONS				
		Authorized Appropriation	Adjustments	Adjusted Appropriation	Allotments received	Adjustments	Transfer To	Transfe r From	Adjusted Total Allotments	1st Quarter	2nd Quarter	3rd Quarter	4th Quarter	TOTAL
1	2	3	4	5=3+4	6	7	8	9	10=6+7-8+9	11	12	13	14	15=11:14
E. Unprogrammed Fund	01 1 05 462													
Personnel Services		27,957,486.00	-	27,957,486.00	27,957,486.00	-	-	-	27,957,486.00	-	-	-	27,957,486.00	27,957,486.00
Maintenance and Other Operating Expenses			-	-	-				-					-
Financial Expenses			-	-	-				-					-
Capital Outlay			-	-	-				-					-
Total		27,957,486.00	-	27,957,486.00	27,957,486.00	-	-	-	27,957,486.00	-	-	-	27,957,486.00	27,957,486.00
		-	-	-	-	-	-	-	-	-	-	-	-	-
F. Special Account, Foreign Assisted Funds	04 1 04 161													
Personnel Services			-	-	-				-					-
Maintenance and Other Operating Expenses		9,358,000.00	-	9,358,000.00	9,358,000.00	-	-	-	9,358,000.00	1,481,200.23	806,241.41	2,688,763.62	3,722,617.07	8,698,822.33
Financial Expenses		-	-	-	-	-	-	-	-	-	-	-	-	-
Capital Outlay		-	-	-	-	-	-	-	-	-	-	-	-	-
Total		9,358,000.00	-	9,358,000.00	9,358,000.00	-	-	-	9,358,000.00	1,481,200.23	806,241.41	2,688,763.62	3,722,617.07	8,698,822.33
		-	-	-	-	-	-	-	-	-	-	-	-	-
GRAND TOTAL, BTr RA		1,393,097,635.75	(14,997.96)	1,393,082,637.79	1,393,097,635.75	(14,997.96)	-	-	1,393,082,637.79	290,645,630.58	311,371,904.18	197,828,000.04	328,275,423.02	1,128,120,957.82
		-	0.00	-	-	0.00	-	-	-	-	-	-	-	-
BTr NATIONAL GOVERNMENT														
A. Current Appropriation, FY 2022 RA 11639	01 1 01 101													
Personnel Services		-	-	-	-	-	-	-	-	-	-	-	-	-
Maintenance and Other Operating Expenses		62,344,000.00	-	62,344,000.00	62,344,000.00	-	-	-	62,344,000.00	1,605,578.73	35,503,662.21	531,822.35	1,915,336.28	39,556,399.57
Financial Expenses		712,000,000.00	-	712,000,000.00	712,000,000.00	-	-	-	712,000,000.00	-	-	47,755,260.00	106,599,500.00	154,354,760.00
Capital Outlay		2,352,707,000.00	-	2,352,707,000.00	2,352,707,000.00	-	-	-	2,352,707,000.00	359,430,090.05	1,618,466,329.00	(2,559,687.66)	-	1,975,336,731.39
Total		3,127,051,000.00	-	3,127,051,000.00	3,127,051,000.00	-	-	-	3,127,051,000.00	361,035,668.78	1,653,969,991.21	45,727,394.69	108,514,836.28	2,169,247,890.96
B. Continuing Appropriation, FY 2021 RA 11518	01 1 02 101													
Personnel Services		-	-	-	-	-	-	-	-	-	-	-	-	-
Maintenance and Other Operating Expenses		-	-	-	-	-	-	-	-	-	-	-	-	-
Financial Expenses		304,433,800.00	-	304,433,800.00	304,433,800.00	-	-	-	304,433,800.00	140,867,590.00	102,671,150.00	60,891,940.00	3,070.00	304,433,750.00
Capital Outlay		330,222,730.00	-	330,222,730.00	330,222,730.00	-	-	-	330,222,730.00	325,359,180.22	-	(390,974.65)	-	324,968,205.57

CY 2022 STATEMENT OF APPROPRIATIONS, ALLOTMENTS, OBLIGATIONS, DISBURSEMENTS AND BALANCES
As of December 31, 2022

Department : Department of Finance
Agency : BUREAU OF THE TREASURY
Operating Unit : CONSOLIDATED - SUMMARY
Organization Code : 11-005-00-00000
Funding Source C: ALL FUNDS (Cluster 01 and Cluster 04)

FAR_SUMMARY

X
X

Current Year Appropriations
Supplemental Appropriations
Continuing Appropriations

PARTICULARS	UACS Code	APPROPRIATIONS			ALLOTMENTS					OBLIGATIONS				
		Authorized Appropriation	Adjustments	Adjusted Appropriation	Allotments received	Adjustments	Transfer To	Transfe r From	Adjusted Total Allotments	1st Quarter	2nd Quarter	3rd Quarter	4th Quarter	TOTAL
1	2	3	4	5=3+4	6	7	8	9	10=6+7-8+9	11	12	13	14	15=11:14
Total		634,656,530.00	-	634,656,530.00	634,656,530.00	-	-	-	634,656,530.00	466,226,770.22	102,671,150.00	60,500,965.35	3,070.00	629,401,955.57
D. Special Account - Locally Funded	03 1 04 395													
Personnel Services		-	-	-	-	-	-	-	-	-	-	-	-	-
Maintenance and Other Operating Expenses		10,000,000,000.00	-	10,000,000,000.00	10,000,000,000.00	-	-	-	10,000,000,000.00	-	10,000,000,000.00	-	-	10,000,000,000.00
Financial Expenses		-	-	-	-	-	-	-	-	-	-	-	-	-
Capital Outlay		-	-	-	-	-	-	-	-	-	-	-	-	-
Total		10,000,000,000.00	-	10,000,000,000.00	10,000,000,000.00	-	-	-	10,000,000,000.00	-	10,000,000,000.00	-	-	10,000,000,000.00
GRAND TOTAL, BTr NG		13,761,707,530.00	-	13,761,707,530.00	13,761,707,530.00	-	-	-	13,761,707,530.00	827,262,439.00	11,756,641,141.21	106,228,360.04	108,517,906.28	12,798,649,846.53
OVERALL SUMMARY														
A. Current Appropriation, FY 2022 RA 11639	01 1 01 101													
Personnel Services		462,536,000.00	35,216,000.00	497,752,000.00	462,536,000.00	35,216,000.00	-	-	497,752,000.00	103,159,229.78	137,075,523.39	103,691,924.45	153,429,026.59	497,355,704.21
Maintenance and Other Operating Expenses		627,198,000.00	(35,216,000.00)	591,982,000.00	627,198,000.00	(35,216,000.00)	-	-	591,982,000.00	137,570,162.08	123,772,790.67	56,886,456.39	66,886,892.79	385,116,301.93
Financial Expenses		712,000,000.00	-	712,000,000.00	712,000,000.00	-	-	-	712,000,000.00	-	-	47,755,260.00	106,599,500.00	154,354,760.00
Capital Outlay		2,427,801,000.00	-	2,427,801,000.00	2,427,801,000.00	-	-	-	2,427,801,000.00	377,937,865.05	1,621,423,316.95	7,139,733.25	9,924,717.41	2,016,425,632.66
Total		4,229,535,000.00	-	4,229,535,000.00	4,229,535,000.00	-	-	-	4,229,535,000.00	618,667,256.91	1,882,271,631.01	215,473,374.09	336,840,136.79	3,053,252,398.80
B. Continuing Appropriation, FY 2021 RA 11518	01 1 02 101		-	-					-					-
Personnel Services		-	-	-	-	-	-	-	-	-	-	-	-	-
Maintenance and Other Operating Expenses		142,860,375.21	(14,997.96)	142,845,377.25	142,860,375.21	(14,997.96)	-	-	142,845,377.25	20,558,990.12	35,179,948.14	10,056,082.50	51,550,050.27	117,345,071.03
Financial Expenses		304,433,800.00	-	304,433,800.00	304,433,800.00	-	-	-	304,433,800.00	140,867,590.00	102,671,150.00	60,891,940.00	3,070.00	304,433,750.00
Capital Outlay		380,693,039.54	-	380,693,039.54	380,693,039.54	-	-	-	380,693,039.54	325,661,920.22	20,731,467.20	3,468,985.35	5,521,058.13	355,383,430.90
Total		827,987,214.75	(14,997.96)	827,972,216.79	827,987,214.75	(14,997.96)	-	-	827,972,216.79	487,088,500.34	158,582,565.34	74,417,007.85	57,074,178.40	777,162,251.93
C. Automatic Appropriation, FY 2022 RA 11639	01 1 04 102		-	-					-					-
Personnel Services		43,159,732.00	-	43,159,732.00	43,159,732.00	-	-	-	43,159,732.00	10,671,112.10	11,066,176.03	10,632,511.19	10,535,317.08	42,905,116.40
Maintenance and Other Operating Expenses		-	-	-	-	-	-	-	-	-	-	-	-	-

CY 2022 STATEMENT OF APPROPRIATIONS, ALLOTMENTS, OBLIGATIONS, DISBURSEMENTS AND BALANCES
As of December 31, 2022

Department : Department of Finance
Agency : BUREAU OF THE TREASURY
Operating Unit : CONSOLIDATED - SUMMARY
Organization Code : 11-005-00-00000
Funding Source Co : ALL FUNDS (Cluster 01 and Cluster 04)

FAR_SUMMARY

X
X

Current Year Appropriations
Supplemental Appropriations
Continuing Appropriations

PARTICULARS	UACS Code	APPROPRIATIONS			ALLOTMENTS					OBLIGATIONS				
		Authorized Appropriation	Adjustments	Adjusted Appropriation	Allotments received	Adjustments	Transfer To	Transfe r From	Adjusted Total Allotments	1st Quarter	2nd Quarter	3rd Quarter	4th Quarter	TOTAL
1	2	3	4	5=3+4	6	7	8	9	10=6+7-8+9	11	12	13	14	15=11:14
Financial Expenses		-	-	-	-	-	-	-	-	-	-	-	-	-
Capital Outlay		-	-	-	-	-	-	-	-	-	-	-	-	-
Total		43,159,732.00	-	43,159,732.00	43,159,732.00	-	-	-	43,159,732.00	10,671,112.10	11,066,176.03	10,632,511.19	10,535,317.08	42,905,116.40
D. Special Purpose Funds	01 1 01 407		-	-					-					-
Personnel Services		16,807,733.00	-	16,807,733.00	16,807,733.00	-	-	-	16,807,733.00	-	15,286,431.60	844,703.33	663,593.96	16,794,728.89
Maintenance and Other Operating Expenses		-	-	-	-	-	-	-	-	-	-	-	-	-
Financial Expenses		-	-	-	-	-	-	-	-	-	-	-	-	-
Capital Outlay		-	-	-	-	-	-	-	-	-	-	-	-	-
Total		16,807,733.00	-	16,807,733.00	16,807,733.00	-	-	-	16,807,733.00	-	15,286,431.60	844,703.33	663,593.96	16,794,728.89
E. Special Account, Locally Funded/ Domestic Grants Fund	03 1 04 395													
Personnel Services		-	-	-	-	-	-	-	-	-	-	-	-	-
Maintenance and Other Operating Expenses		10,000,000,000.00	-	10,000,000,000.00	10,000,000,000.00	-	-	-	10,000,000,000.00	-	10,000,000,000.00	-	-	10,000,000,000.00
Financial Expenses		-	-	-	-	-	-	-	-	-	-	-	-	-
Capital Outlay		-	-	-	-	-	-	-	-	-	-	-	-	-
Total		10,000,000,000.00	-	10,000,000,000.00	10,000,000,000.00	-	-	-	10,000,000,000.00	-	10,000,000,000.00	-	-	10,000,000,000.00
F. Special Account, Foreign Assisted Funds	04 1 04 161													
Personnel Services		-	-	-	-	-	-	-	-	-	-	-	-	-
Maintenance and Other Operating Expenses		9,358,000.00	-	9,358,000.00	9,358,000.00	-	-	-	9,358,000.00	1,481,200.23	806,241.41	2,688,763.62	3,722,617.07	8,698,822.33
Financial Expenses		-	-	-	-	-	-	-	-	-	-	-	-	-
Capital Outlay		-	-	-	-	-	-	-	-	-	-	-	-	-
Total		9,358,000.00	-	9,358,000.00	9,358,000.00	-	-	-	9,358,000.00	1,481,200.23	806,241.41	2,688,763.62	3,722,617.07	8,698,822.33
G. Unprogrammed Funds	01 1 05 462													
Personnel Services		27,957,486.00	-	27,957,486.00	27,957,486.00	-	-	-	27,957,486.00	-	-	-	27,957,486.00	27,957,486.00
Maintenance and Other Operating Expenses		-	-	-	-	-	-	-	-	-	-	-	-	-

CY 2022 STATEMENT OF APPROPRIATIONS, ALLOTMENTS, OBLIGATIONS, DISBURSEMENTS AND BALANCES
As of December 31, 2022

Department : Department of Finance
Agency : BUREAU OF THE TREASURY
Operating Unit : CONSOLIDATED - SUMMARY
Organization Code : 11-005-00-00000
Funding Source Cx : ALL FUNDS (Cluster 01 and Cluster 04)

FAR_SUMMARY

X
X

Current Year Appropriations
Supplemental Appropriations
Continuing Appropriations

PARTICULARS	UACS Code	APPROPRIATIONS			ALLOTMENTS					OBLIGATIONS				
		Authorized Appropriation	Adjustments	Adjusted Appropriation	Allotments received	Adjustments	Transfer To	Transfe r From	Adjusted Total Allotments	1st Quarter	2nd Quarter	3rd Quarter	4th Quarter	TOTAL
1	2	3	4	5=3+4	6	7	8	9	10=6+7-8+9	11	12	13	14	15=11:14
Financial Expenses		-	-	-	-	-	-	-	-	-	-	-	-	-
Capital Outlay			-	-	-	-	-	-	-	-	-	-	-	-
Total		27,957,486.00	-	27,957,486.00	27,957,486.00	-	-	-	27,957,486.00	-	-	-	27,957,486.00	27,957,486.00
OVERALL SUMMARY, BUREAU OF THE TREASURY		15,154,805,165.75	(14,997.96)	15,154,790,167.79	15,154,805,165.75	(14,997.96)	-	-	15,154,790,167.79	1,117,908,069.58	12,068,013,045.39	304,056,360.08	436,793,329.30	13,926,770,804.35
		-	0.00	-	-	0.00	-	-	-	-	-	-	-	-

CY 2022 STATEMENT OF APPROPRIATIONS, AI
As of December 31, 2022

Department : Department of Finance
Agency : BUREAU OF THE TREASURY
Operating Unit : CONSOLIDATED - SUMMARY
Organization Code : 11-005-00-00000
Funding Source Cc : ALL FUNDS (Cluster 01 and Cluster 04)

FAR_SUMMARY

X	Current Year Appropriations
	Supplemental Appropriations
X	Continuing Appropriations

PARTICULARS	UACS Code	CURRENT YEAR DISBURSEMENTS					BALANCES			
		1st Quarter	2nd Quarter	3rd Quarter	4th Quarter	TOTAL	Unreleased Appropriations	Unobligated Allotments	Unpaid Obligations	
									(15-20)	(23+24)
									Due and Demandable	Not Yet Due and Demandable
1	2	16	17	18	19	20 = 16:19	21=5-10	22=10-15	23	24
BT: REGULAR AGENCY BUDGET										
A. Current Appropriation, FY 2022 RA 11639	01 1 01 101									
Personnel Services		100,491,795.05	137,632,500.34	103,140,250.34	147,946,113.92	489,210,659.65	-	396,295.79	8,145,044.56	-
Maintenance and Other Operating Expenses		56,268,691.67	70,566,219.78	61,518,601.05	102,340,771.29	290,694,283.79	-	184,078,097.64	2,127,453.88	52,738,164.69
Financial Expenses		-	-	-	-	-	-	-	-	-
Capital Outlay		404,335.00	2,507,417.31	24,227,393.80	5,110,514.91	32,249,661.02	-	34,005,098.73	437,400.00	8,401,840.25
Total		157,164,821.72	210,706,137.43	188,886,245.19	255,397,400.12	812,154,604.46	-	218,479,492.16	10,709,898.44	61,140,004.94
B. Continuing Appropriation, FY 2021 RA 11518	01 1 02 101									
Personnel Services		-	-	-	-	-	-	-	-	-
Maintenance and Other Operating Expenses		17,597,352.34	18,499,636.37	16,133,748.21	23,817,992.72	76,048,729.64	-	25,500,306.22	1,009,295.43	40,287,045.96
Financial Expenses		-	-	-	-	-	-	-	-	-
Capital Outlay		84,740.00	256,000.00	9,422,770.00	12,330,930.13	22,094,440.13	-	20,055,084.21	-	8,320,785.20
Total		17,682,092.34	18,755,636.37	25,556,518.21	36,148,922.85	98,143,169.77	-	45,555,390.43	1,009,295.43	48,607,831.16
C. Automatic Appropriation, FY 2022 RA 11639	01 1 04 102									
Personnel Services		10,671,112.10	11,066,176.03	10,632,511.19	10,535,317.08	42,905,116.40	-	254,615.60	0.00	-
Maintenance and Other Operating Expenses		-	-	-	-	-	-	-	-	-
Financial Expenses		-	-	-	-	-	-	-	-	-
Capital Outlay		-	-	-	-	-	-	-	-	-
Total		10,671,112.10	11,066,176.03	10,632,511.19	10,535,317.08	42,905,116.40	-	254,615.60	0.00	-
D. Special Purpose Funds	01 1 01 407									
Personnel Services		-	15,251,035.88	844,703.33	691,622.55	16,787,361.76	-	13,004.11	7,367.13	-
Maintenance and Other Operating Expenses		-	-	-	-	-	-	-	-	-
Financial Expenses		-	-	-	-	-	-	-	-	-
Capital Outlay		-	-	-	-	-	-	-	-	-
Total		-	15,251,035.88	844,703.33	691,622.55	16,787,361.76	-	13,004.11	7,367.13	-

CY 2022 STATEMENT OF APPROPRIATIONS, AI
As of December 31, 2022

Department : Department of Finance
Agency : BUREAU OF THE TREASURY
Operating Unit : CONSOLIDATED - SUMMARY
Organization Code : 11-005-00-00000
Funding Source Cx : ALL FUNDS (Cluster 01 and Cluster 04)

FAR_SUMMARY

X	Current Year Appropriations
	Supplemental Appropriations
X	Continuing Appropriations

PARTICULARS	UACS Code	CURRENT YEAR DISBURSEMENTS					BALANCES			
		1st Quarter	2nd Quarter	3rd Quarter	4th Quarter	TOTAL	Unreleased Appropriations	Unobligated Allotments	Unpaid Obligations	
									(15-20)	(23+24)
									Due and Demandable	Not Yet Due and Demandable
1	2	16	17	18	19	20 = 16:19	21=5-10	22=10-15	23	24
E. Unprogrammed Fund	01 1 05 462									
Personnel Services		-	-	-	27,845,638.20	27,845,638.20	-	-	111,847.80	-
Maintenance and Other Operating Expenses						-	-	-	-	
Financial Expenses						-	-	-	-	
Capital Outlay		-	-	-	-	-	-	-	-	-
Total		-	-	-	27,845,638.20	27,845,638.20	-	-	111,847.80	-
		-	-	-	-	-	-	-	-	-
F. Special Account, Foreign Assisted Funds	04 1 04 161									
Personnel Services						-	-	-	-	
Maintenance and Other Operating Expenses		567,799.07	1,643,795.97	2,764,610.22	3,722,617.07	8,698,822.33	-	659,177.67	-	-
Financial Expenses		-	-	-	-	-	-	-	-	
Capital Outlay		-	-	-	-	-	-	-	-	-
Total		567,799.07	1,643,795.97	2,764,610.22	3,722,617.07	8,698,822.33	-	659,177.67	-	-
		-	-	-	-	-	-	-	-	-
GRAND TOTAL, BTr RA		186,085,825.23	257,422,781.68	228,684,588.14	334,341,617.87	1,006,534,712.92	-	264,961,679.97	11,838,408.80	109,747,836.10
		(0.00)	-	-	-	(0.00)	-	-	0.00	-
BTr NATIONAL GOVERNMENT										
A. Current Appropriation, FY 2022 RA 11639	01 1 01 101									
Personnel Services		-	-	-	-	-	-	-	-	-
Maintenance and Other Operating Expenses		414,525.93	36,340,973.36	866,746.79	1,592,143.83	39,214,389.91	-	22,787,600.43	0.00	342,009.66
Financial Expenses		-	-	47,464,490.00	92,688,110.00	140,152,600.00	-	557,645,240.00	14,202,160.00	-
Capital Outlay		358,985,645.39	1,616,351,086.00	-	-	1,975,336,731.39	-	377,370,268.61	-	-
Total		359,400,171.32	1,652,692,059.36	48,331,236.79	94,280,253.83	2,154,703,721.30	-	957,803,109.04	14,202,160.00	342,009.66
B. Continuing Appropriation, FY 2021 RA 11518	01 1 02 101									
Personnel Services		-	-	-	-	-	-	-	-	-
Maintenance and Other Operating Expenses		-	-	-	-	-	-	-	-	-
Financial Expenses		135,183,000.00	108,355,740.00	60,879,470.00	15,540.00	304,433,750.00	-	50.00	-	-
Capital Outlay		324,968,205.57	-	-	-	324,968,205.57	-	5,254,524.43	0.00	-

CY 2022 STATEMENT OF APPROPRIATIONS, AL
As of December 31, 2022

Department : Department of Finance
Agency : BUREAU OF THE TREASURY
Operating Unit : CONSOLIDATED - SUMMARY
Organization Code : 11-005-00-00000
Funding Source Cr : ALL FUNDS (Cluster 01 and Cluster 04)

FAR_SUMMARY

X	Current Year Appropriations
	Supplemental Appropriations
X	Continuing Appropriations

PARTICULARS	UACS Code	CURRENT YEAR DISBURSEMENTS					BALANCES			
		1st Quarter	2nd Quarter	3rd Quarter	4th Quarter	TOTAL	Unreleased Appropriations	Unobligated Allotments	Unpaid Obligations	
									(15-20)	(23+24)
									Due and Demandable	Not Yet Due and Demandable
1	2	16	17	18	19	20 = 16:19	21=5-10	22=10-15	23	24
Total		460,151,205.57	108,355,740.00	60,879,470.00	15,540.00	629,401,955.57	-	5,254,574.43	0.00	-
D. Special Account - Locally Funded 03 1 04 395										
Personnel Services		-	-	-	-	-	-	-	-	-
Maintenance and Other Operating Expenses		-	10,000,000,000.00	-	-	10,000,000,000.00	-	-	-	-
Financial Expenses		-	-	-	-	-	-	-	-	-
Capital Outlay		-	-	-	-	-	-	-	-	-
Total		-	10,000,000,000.00	-	-	10,000,000,000.00	-	-	-	-
GRAND TOTAL, BTr NG										
		819,551,376.89	11,761,047,799.36	109,210,706.79	94,295,793.83	12,784,105,676.87	-	963,057,683.47	14,202,160.00	342,009.66
		-	-	-	-	-	-	-	0.00	-
OVERALL SUMMARY										
A. Current Appropriation, FY 2022 RA 11639 01 1 01 101										
Personnel Services		100,491,795.05	137,632,500.34	103,140,250.34	147,946,113.92	489,210,659.65	-	396,295.79	8,145,044.56	-
Maintenance and Other Operating Expenses		56,683,217.60	106,907,193.14	62,385,347.84	103,932,915.12	329,908,673.70	-	206,865,698.07	2,127,453.88	53,080,174.35
Financial Expenses		-	-	47,464,490.00	92,688,110.00	140,152,600.00	-	557,645,240.00	14,202,160.00	-
Capital Outlay		359,389,980.39	1,618,858,503.31	24,227,393.80	5,110,514.91	2,007,586,392.41	-	411,375,367.34	437,400.00	8,401,840.25
Total		516,564,993.04	1,863,398,196.79	237,217,481.98	349,677,653.95	2,966,858,325.76	-	1,176,282,601.20	24,912,058.44	61,482,014.60
B. Continuing Appropriation, FY 2021 RA 11518 01 1 02 101										
Personnel Services		-	-	-	-	-	-	-	-	-
Maintenance and Other Operating Expenses		17,597,352.34	18,499,636.37	16,133,748.21	23,817,992.72	76,048,729.64	-	25,500,306.22	1,009,295.43	40,287,045.96
Financial Expenses		135,183,000.00	108,355,740.00	60,879,470.00	15,540.00	304,433,750.00	-	50.00	-	-
Capital Outlay		325,052,945.57	256,000.00	9,422,770.00	12,330,930.13	347,062,645.70	-	25,309,608.64	0.00	8,320,785.20
Total		477,833,297.91	127,111,376.37	86,435,988.21	36,164,462.85	727,545,125.34	-	50,809,964.86	1,009,295.43	48,607,831.16
C. Automatic Appropriation, FY 2022 RA 11639 01 1 04 102										
Personnel Services		10,671,112.10	11,066,176.03	10,632,511.19	10,535,317.08	42,905,116.40	-	254,615.60	0.00	-
Maintenance and Other Operating Expenses		-	-	-	-	-	-	-	-	-

CY 2022 STATEMENT OF APPROPRIATIONS, AI
 As of December 31, 2022

Department : Department of Finance
 Agency : BUREAU OF THE TREASURY
 Operating Unit : CONSOLIDATED - SUMMARY
 Organization Code : 11-005-00-00000
 Funding Source Cc : ALL FUNDS (Cluster 01 and Cluster 04)

FAR_SUMMARY	
X	Current Year Appropriations
	Supplemental Appropriations
X	Continuing Appropriations

PARTICULARS	UACS Code	CURRENT YEAR DISBURSEMENTS					BALANCES			
		1st Quarter	2nd Quarter	3rd Quarter	4th Quarter	TOTAL	Unreleased Appropriations	Unobligated Allotments	Unpaid Obligations	
									(15-20)	(23+24)
									Due and Demandable	Not Yet Due and Demandable
1	2	16	17	18	19	20 = 16:19	21=5-10	22=10-15	23	24
Financial Expenses		-	-	-	-	-	-	-	-	-
Capital Outlay		-	-	-	-	-	-	-	-	-
Total		10,671,112.10	11,066,176.03	10,632,511.19	10,535,317.08	42,905,116.40	-	254,615.60	0.00	-
D. Special Purpose Funds	01 1 01 407									
Personnel Services		-	15,251,035.88	844,703.33	691,622.55	16,787,361.76	-	13,004.11	7,367.13	-
Maintenance and Other Operating Expenses		-	-	-	-	-	-	-	-	-
Financial Expenses		-	-	-	-	-	-	-	-	-
Capital Outlay		-	-	-	-	-	-	-	-	-
Total		-	15,251,035.88	844,703.33	691,622.55	16,787,361.76	-	13,004.11	7,367.13	-
E Special Account, Locally Funded/ Domestic Grants Fund	03 1 04 395									
Personnel Services		-	-	-	-	-	-	-	-	-
Maintenance and Other Operating Expenses		-	10,000,000,000.00	-	-	10,000,000,000.00	-	-	-	-
Financial Expenses		-	-	-	-	-	-	-	-	-
Capital Outlay		-	-	-	-	-	-	-	-	-
Total		-	10,000,000,000.00	-	-	10,000,000,000.00	-	-	-	-
F. Special Account, Foreign Assisted Funds	04 1 04 161									
Personnel Services		-	-	-	-	-	-	-	-	-
Maintenance and Other Operating Expenses		567,799.07	1,643,795.97	2,764,610.22	3,722,617.07	8,698,822.33	-	659,177.67	-	-
Financial Expenses		-	-	-	-	-	-	-	-	-
Capital Outlay		-	-	-	-	-	-	-	-	-
Total		567,799.07	1,643,795.97	2,764,610.22	3,722,617.07	8,698,822.33	-	659,177.67	-	-
G. Unprogrammed Funds	01 1 05 462									
Personnel Services		-	-	-	27,845,638.20	27,845,638.20	-	-	111,847.80	-
Maintenance and Other Operating Expenses		-	-	-	-	-	-	-	-	-

CY 2022 STATEMENT OF APPROPRIATIONS, AI
As of December 31, 2022

Department : Department of Finance
Agency : BUREAU OF THE TREASURY
Operating Unit : CONSOLIDATED - SUMMARY
Organization Code : 11-005-00-00000
Funding Source Cc : ALL FUNDS (Cluster 01 and Cluster 04)

FAR_SUMMARY

X	Current Year Appropriations
	Supplemental Appropriations
X	Continuing Appropriations


PARTICULARS	UACS Code	CURRENT YEAR DISBURSEMENTS					BALANCES			
		1st Quarter	2nd Quarter	3rd Quarter	4th Quarter	TOTAL	Unreleased Appropriations	Unobligated Allotments	Unpaid Obligations	
									(15-20)	(23+24)
									Due and Demandable	Not Yet Due and Demandable
1	2	16	17	18	19	20 = 16:19	21=5-10	22=10-15	23	24
Financial Expenses		-	-	-	-	-	-	-	-	-
Capital Outlay		-	-	-	-	-	-	-	-	-
Total		-	-	-	27,845,638.20	27,845,638.20	-	-	111,847.80	-
OVERALL SUMMARY, BUREAU OF THE TREASURY		1,005,637,202.12	12,018,470,581.04	337,895,294.93	428,637,311.70	13,790,640,389.79	-	1,228,019,363.44	26,040,568.80	110,089,845.76
									0.00	(0.00)

Certified Correct:


CYNTHIA C. AGBIN
CTOO II, Bureau Budget Division


ROWENA R. GAMBA
OIC, Bureau Accounting Division



AVELINA H. ZUMARRAGA
CTOO II, Miscellaneous Accounts Accounting Division


MARY GRACE ROSELEE B. DOCTOR
CTOO II, National Cash Accounting Division

Recommended by:


MARITES B. MASARAP
Director III, Accounting Service

Approved by:


EDUARDO ANTHONY G. MARIÑO, III
Deputy Treasurer of the Philippines