

CY 2022 STATEMENT OF APPROPRIATIONS, ALLOTMENTS, OBLIGATIONS, DISBURSEMENTS AND BALANCES

As of March 31, 2022

Department : Department of Finance
Agency : BUREAU OF THE TREASURY
Operating Unit : CENTRAL
Organization Code : 11-005-00-00000
Funding Source Cod : ALL FUNDS_Cluster 01 (REGULAR AGENCY FUND) and Cluster 04 (SPECIAL ACCOUNT - FOREIGN GRANTS)



FAR No. 1 - CENTRAL_BTr RA

X	Current Year Appropriations
	Supplemental Appropriations
X	Continuing Appropriations

PARTICULARS	UACS Code	APPROPRIATIONS			ALLOTMENTS					CURRENT YEAR OBLIGATIONS				
		Authorized Appropriation	Adjustments	Adjusted Appropriation	Allotments received	Adjustments	Transfer To	Transfer From	Adjusted Total Allotments	1st Quarter	2nd Quarter	3rd Quarter	4th Quarter	TOTAL
1	2	3	4	5=3+4	6	7	8	9	10=6+7-8+9	11	12	13	14	15=11:14
BTr REGULAR AGENCY BUDGET				-					-					
A. AGENCY SPECIFIC BUDGET														
A.I Program														
General Administration and Support		197,245,000.00	(499,723.00)	196,745,277.00	197,245,000.00	-	(499,723.00)	-	196,745,277.00	54,385,814.16	-	-	-	54,385,814.16
General Administration and Supervision				-					-					-
Central Office	100000100001000	179,432,000.00	(499,723.00)	178,932,277.00	179,432,000.00	-	(499,723.00)	-	178,932,277.00	53,757,170.64	-	-	-	53,757,170.64
PS		49,294,000.00	-	49,294,000.00	49,294,000.00	-	-	-	49,294,000.00	11,073,443.37	-	-	-	11,073,443.37
MOOE		119,638,000.00	-	119,638,000.00	119,638,000.00	-	-	-	119,638,000.00	39,918,727.27	-	-	-	39,918,727.27
FINEX		-	-	-	-	-	-	-	-	-	-	-	-	-
CO		10,500,000.00	(499,723.00)	10,000,277.00	10,500,000.00	-	(499,723.00)	-	10,000,277.00	2,765,000.00	-	-	-	2,765,000.00
Administration of Personnel Benefits	100000100002000	17,813,000.00	-	17,813,000.00	17,813,000.00	-	-	-	17,813,000.00	628,643.52	-	-	-	628,643.52
**PS		17,813,000.00	-	17,813,000.00	17,813,000.00	-	-	-	17,813,000.00	628,643.52	-	-	-	628,643.52
MOOE		-	-	-	-	-	-	-	-	-	-	-	-	-
FINEX		-	-	-	-	-	-	-	-	-	-	-	-	-
CO		-	-	-	-	-	-	-	-	-	-	-	-	-
Support To Operation		389,718,000.00	(50,000.00)	389,668,000.00	389,718,000.00	-	(50,000.00)	-	389,668,000.00	100,900,090.91	-	-	-	100,900,090.91
Provision of legal services including the conduct of research and investigation	200000100001000	23,744,000.00	-	23,744,000.00	23,744,000.00	-	-	-	23,744,000.00	5,298,391.11	-	-	-	5,298,391.11
PS		12,975,000.00	-	12,975,000.00	12,975,000.00	-	-	-	12,975,000.00	2,689,968.38	-	-	-	2,689,968.38
MOOE		10,769,000.00	-	10,769,000.00	10,769,000.00	-	-	-	10,769,000.00	2,608,422.73	-	-	-	2,608,422.73
FINEX		-	-	-	-	-	-	-	-	-	-	-	-	-
CO		-	-	-	-	-	-	-	-	-	-	-	-	-
Information system and IT support services	200000100002000	333,105,000.00	(50,000.00)	333,055,000.00	333,105,000.00	-	(50,000.00)	-	333,055,000.00	89,602,355.50	-	-	-	89,602,355.50
PS		15,993,000.00	-	15,993,000.00	15,993,000.00	-	-	-	15,993,000.00	3,524,154.46	-	-	-	3,524,154.46
MOOE		262,046,000.00	(50,000.00)	261,996,000.00	262,046,000.00	-	(50,000.00)	-	261,996,000.00	70,739,761.04	-	-	-	70,739,761.04
FINEX		-	-	-	-	-	-	-	-	-	-	-	-	-
CO		55,066,000.00	-	55,066,000.00	55,066,000.00	-	-	-	55,066,000.00	15,338,440.00	-	-	-	15,338,440.00
Research and technical support services	200000100003000	32,869,000.00	-	32,869,000.00	32,869,000.00	-	-	-	32,869,000.00	5,999,344.30	-	-	-	5,999,344.30
PS		21,887,000.00	-	21,887,000.00	21,887,000.00	-	-	-	21,887,000.00	4,869,925.00	-	-	-	4,869,925.00
MOOE		10,982,000.00	-	10,982,000.00	10,982,000.00	-	-	-	10,982,000.00	1,129,419.30	-	-	-	1,129,419.30
FINEX		-	-	-	-	-	-	-	-	-	-	-	-	-
CO		-	-	-	-	-	-	-	-	-	-	-	-	-

CY 2022 STATEMENT OF APPROPRIATIONS, ALLOTMENTS, OBLIGATIONS, DISBURSEMENTS AND BALANCES

As of March 31, 2022

Department : Department of Finance
Agency : BUREAU OF THE TREASURY
Operating Unit : CENTRAL
Organization Code : 11-005-00-00000
Funding Source Cod : ALL FUNDS_Cluster 01 (REGULAR AGENCY FUND) and Cluster 04 (SPECIAL ACCOUNT - FOREIGN GRANTS)

FAR No. 1 - CENTRAL_BT RA

X	Current Year Appropriations
	Supplemental Appropriations
X	Continuing Appropriations

PARTICULARS	UACS Code	APPROPRIATIONS			ALLOTMENTS					CURRENT YEAR OBLIGATIONS				
		Authorized Appropriation	Adjustments	Adjusted Appropriation	Allotments received	Adjustments	Transfer To	Transfer From	Adjusted Total Allotments	1st Quarter	2nd Quarter	3rd Quarter	4th Quarter	TOTAL
1	2	3	4	5=3+4	6	7	8	9	10=6+7+8+9	11	12	13	14	15=11+14
Operation		515,521,000.00	(171,553,000.00)	343,968,000.00	515,521,000.00	-	(171,553,000.00)	-	343,968,000.00	24,377,000.14	-	-	-	24,377,000.14
OO : Efficiency in cash management improved														
Program I : Financial Asset Management Program		67,817,000.00	-	67,817,000.00	67,817,000.00	-	-	-	67,817,000.00	8,076,483.52	-	-	-	8,076,483.52
Cash management funding and investment of exce	310100100001000	52,538,000.00	-	52,538,000.00	52,538,000.00	-	-	-	52,538,000.00	8,076,483.52	-	-	-	8,076,483.52
PS		32,894,000.00	-	32,894,000.00	32,894,000.00	-	-	-	32,894,000.00	7,957,975.00				7,957,975.00
MOOE		19,644,000.00	-	19,644,000.00	19,644,000.00	-	-	-	19,644,000.00	118,508.52				118,508.52
FINEX		-	-	-	-	-	-	-	-	-				-
CO		-	-	-	-	-	-	-	-	-				-
Comprehensive and adequate insurance protection of														
Strategically Important Government Assest	310100100002000	-	-	-	-	-	-	-	-	-	-	-	-	-
PS		-	-	-	-	-	-	-	-	-				-
MOOE		-	-	-	-	-	-	-	-	-				-
FINEX		-	-	-	-	-	-	-	-	-				-
CO		-	-	-	-	-	-	-	-	-				-
Development of Treasury Single Account (TSA)	310100200001000	15,279,000.00	-	15,279,000.00	15,279,000.00	-	-	-	15,279,000.00	-	-	-	-	-
PS		-	-	-	-	-	-	-	-	-				-
MOOE		15,279,000.00	-	15,279,000.00	15,279,000.00	-	-	-	15,279,000.00	-				-
FINEX		-	-	-	-	-	-	-	-	-				-
CO		-	-	-	-	-	-	-	-	-				-
OO : Efficiency in debt management achieved														
Program II : Debt and Risk Management Program		54,161,000.00	-	54,161,000.00	54,161,000.00	-	-	-	54,161,000.00	6,824,814.11	-	-	-	6,824,814.11
Securities origination	320100100001000	22,741,000.00	-	22,741,000.00	22,741,000.00	-	-	-	22,741,000.00	2,744,464.46	-	-	-	2,744,464.46
PS		9,883,000.00	-	9,883,000.00	9,883,000.00	-	-	-	9,883,000.00	2,462,464.46				2,462,464.46
MOOE		12,858,000.00	-	12,858,000.00	12,858,000.00	-	-	-	12,858,000.00	282,000.00				282,000.00
FINEX		-	-	-	-	-	-	-	-	-				-
CO		-	-	-	-	-	-	-	-	-				-
Debt monitoring and servicing	320100100002000	15,747,000.00	-	15,747,000.00	15,747,000.00	-	-	-	15,747,000.00	2,347,805.70	-	-	-	2,347,805.70
PS		12,484,000.00	-	12,484,000.00	12,484,000.00	-	-	-	12,484,000.00	2,326,120.00				2,326,120.00
MOOE		3,263,000.00	-	3,263,000.00	3,263,000.00	-	-	-	3,263,000.00	21,685.70				21,685.70

CY 2022 STATEMENT OF APPROPRIATIONS, ALLOTMENTS, OBLIGATIONS, DISBURSEMENTS AND BALANCES
As of March 31, 2022

Department : Department of Finance
Agency : BUREAU OF THE TREASURY
Operating Unit : CENTRAL
Organization Code : 11-005-00-00000
Funding Source Cod : ALL FUNDS_Cluster 01 (REGULAR AGENCY FUND) and Cluster 04 (SPECIAL ACCOUNT - FOREIGN GRANTS)

FAR No. 1 - CENTRAL_BT RA

X	Current Year Appropriations
	Supplemental Appropriations
X	Continuing Appropriations

PARTICULARS	UACS Code	APPROPRIATIONS			ALLOTMENTS					CURRENT YEAR OBLIGATIONS				
		Authorized Appropriation	Adjustments	Adjusted Appropriation	Allotments received	Adjustments	Transfer To	Transfer From	Adjusted Total Allotments	1st Quarter	2nd Quarter	3rd Quarter	4th Quarter	TOTAL
1	2	3	4	5=3+4	6	7	8	9	10=6+7-8+9	11	12	13	14	15=11.14
FINEX		-	-	-	-	-	-		-	-				-
CO		-	-	-	-	-	-		-	-				-
Risk management	320100100003000	15,673,000.00	-	15,673,000.00	15,673,000.00	-	-	-	15,673,000.00	1,732,543.95	-	-	-	1,732,543.95
PS		6,559,000.00	-	6,559,000.00	6,559,000.00	-	-		6,559,000.00	1,646,497.00				1,646,497.00
MOOE		9,114,000.00	-	9,114,000.00	9,114,000.00	-	-		9,114,000.00	86,046.95				86,046.95
FINEX		-	-	-	-	-	-		-	-				-
CO		-	-	-	-	-	-		-	-				-
OO : Efficiency in accounting of NG financial transactions enhanced														
Program III : NG Accounting Program		393,543,000.00	(171,553,000.00)	221,990,000.00	393,543,000.00	-	(171,553,000.00)	-	221,990,000.00	9,475,702.51	-	-	-	9,475,702.51
Recording of NG financial transactions	330100100001000	45,722,000.00	-	45,722,000.00	45,722,000.00	-	-	-	45,722,000.00	7,235,394.15	-	-	-	7,235,394.15
PS		32,858,000.00	-	32,858,000.00	32,858,000.00	-	-		32,858,000.00	7,135,686.15				7,135,686.15
MOOE		12,864,000.00	-	12,864,000.00	12,864,000.00	-	-		12,864,000.00	99,708.00				99,708.00
FINEX		-	-	-	-	-	-		-	-				-
CO		-	-	-	-	-	-		-	-				-
Reconciliation of NGAs books of accounts	330100100002000	11,955,000.00	-	11,955,000.00	11,955,000.00	-	-	-	11,955,000.00	2,240,308.36	-	-	-	2,240,308.36
PS		9,814,000.00	-	9,814,000.00	9,814,000.00	-	-		9,814,000.00	2,237,308.36				2,237,308.36
MOOE		2,141,000.00	-	2,141,000.00	2,141,000.00	-	-		2,141,000.00	3,000.00				3,000.00
FINEX		-	-	-	-	-	-		-	-				-
CO		-	-	-	-	-	-		-	-				-
Release of Allotment to Local Government Units	330100100003000	335,866,000.00	(171,553,000.00)	164,313,000.00	335,866,000.00	-	(171,553,000.00)	-	164,313,000.00	-	-	-	-	-
PS		240,082,000.00	(118,897,000.00)	121,185,000.00	240,082,000.00	-	(118,897,000.00)		121,185,000.00	-				-
MOOE		86,256,000.00	(43,128,000.00)	43,128,000.00	86,256,000.00	-	(43,128,000.00)		43,128,000.00	-				-
FINEX		-	-	-	-	-	-		-	-				-
CO		9,528,000.00	(9,528,000.00)	-	9,528,000.00	-	(9,528,000.00)		-	-				-
Total, Agency Specific Budget		1,102,484,000.00	(172,102,723.00)	930,381,277.00	1,102,484,000.00	-	(172,102,723.00)	-	930,381,277.00	179,662,905.21	-	-	-	179,662,905.21
PS		462,536,000.00	(118,897,000.00)	343,639,000.00	462,536,000.00	-	(118,897,000.00)	-	343,639,000.00	46,552,185.70	-	-	-	46,552,185.70
MOOE		564,854,000.00	(43,178,000.00)	521,676,000.00	564,854,000.00	-	(43,178,000.00)	-	521,676,000.00	115,007,279.51	-	-	-	115,007,279.51
FINEX		-	-	-	-	-	-		-	-				-
CO		75,094,000.00	(10,027,723.00)	65,066,277.00	75,094,000.00	-	(10,027,723.00)	-	65,066,277.00	18,103,440.00	-	-	-	18,103,440.00

CY 2022 STATEMENT OF APPROPRIATIONS, ALLOTMENTS, OBLIGATIONS, DISBURSEMENTS AND BALANCES

As of March 31, 2022

Department : Department of Finance
Agency : BUREAU OF THE TREASURY
Operating Unit : CENTRAL
Organization Code : 11-005-00-00000
Funding Source Cod : ALL FUNDS_Cluster 01 (REGULAR AGENCY FUND) and Cluster 04 (SPECIAL ACCOUNT - FOREIGN GRANTS)

FAR No. 1 - CENTRAL_BTr RA

<input checked="" type="checkbox"/>	Current Year Appropriations
<input type="checkbox"/>	Supplemental Appropriations
<input checked="" type="checkbox"/>	Continuing Appropriations

PARTICULARS	UACS Code	APPROPRIATIONS			ALLOTMENTS					CURRENT YEAR OBLIGATIONS				
		Authorized Appropriation	Adjustments	Adjusted Appropriation	Allotments received	Adjustments	Transfer To	Transfer From	Adjusted Total Allotments	1st Quarter	2nd Quarter	3rd Quarter	4th Quarter	TOTAL
1	2	3	4	5=3+4	6	7	8	9	10=6+7-8+9	11	12	13	14	15=11.14
B. CONTINUING - R.A. 11518 - FY 2021	01 1 02 101			-					-					
B.I Program				-					-					
General Administration and Support		20,684,268.34	(120,000.00)	20,564,268.34	20,684,268.34	-	(120,000.00)	-	20,564,268.34	7,152,260.11	-	-	-	7,152,260.11
General Administration and Supervision				-					-					-
Central Office	100000100001000	20,684,268.34	(120,000.00)	20,564,268.34	20,684,268.34	-	(120,000.00)	-	20,564,268.34	7,152,260.11	-	-	-	7,152,260.11
PS		-	-	-	-	-	-	-	-	-	-	-	-	-
MOOE		20,684,268.34	(120,000.00)	20,564,268.34	20,684,268.34	-	(120,000.00)	-	20,564,268.34	7,152,260.11	-	-	-	7,152,260.11
FINEX		-	-	-	-	-	-	-	-	-	-	-	-	-
CO		-	-	-	-	-	-	-	-	-	-	-	-	-
Administration of Personnel Benefits	100000100002000	-	-	-	-	-	-	-	-	-	-	-	-	-
PS		-	-	-	-	-	-	-	-	-	-	-	-	-
MOOE		-	-	-	-	-	-	-	-	-	-	-	-	-
FINEX		-	-	-	-	-	-	-	-	-	-	-	-	-
CO		-	-	-	-	-	-	-	-	-	-	-	-	-
Support To Operation		137,185,962.79	(370,000.00)	136,815,962.79	137,185,962.79	-	(370,000.00)	-	136,815,962.79	9,450,121.34	-	-	-	9,450,121.34
Provision of legal services including the conduct of research and investigation	200000100001000	3,832,167.19	-	3,832,167.19	3,832,167.19	-	-	-	3,832,167.19	501,168.35	-	-	-	501,168.35
PS		-	-	-	-	-	-	-	-	-	-	-	-	-
MOOE		3,832,167.19	-	3,832,167.19	3,832,167.19	-	-	-	3,832,167.19	501,168.35	-	-	-	501,168.35
FINEX		-	-	-	-	-	-	-	-	-	-	-	-	-
CO		-	-	-	-	-	-	-	-	-	-	-	-	-
Information system and IT support services	200000100002000	132,018,109.70	(370,000.00)	131,648,109.70	132,018,109.70	-	(370,000.00)	-	131,648,109.70	8,650,371.82	-	-	-	8,650,371.82
PS		-	-	-	-	-	-	-	-	-	-	-	-	-
MOOE		81,547,800.16	-	81,547,800.16	81,547,800.16	-	-	-	81,547,800.16	8,347,631.82	-	-	-	8,347,631.82
FINEX		-	-	-	-	-	-	-	-	-	-	-	-	-
CO		50,470,309.54	(370,000.00)	50,100,309.54	50,470,309.54	-	(370,000.00)	-	50,100,309.54	302,740.00	-	-	-	302,740.00
Research and technical support services	200000100003000	1,335,685.90	-	1,335,685.90	1,335,685.90	-	-	-	1,335,685.90	298,581.17	-	-	-	298,581.17
PS		-	-	-	-	-	-	-	-	-	-	-	-	-
MOOE		1,335,685.90	-	1,335,685.90	1,335,685.90	-	-	-	1,335,685.90	298,581.17	-	-	-	298,581.17
FINEX		-	-	-	-	-	-	-	-	-	-	-	-	-
CO		-	-	-	-	-	-	-	-	-	-	-	-	-

CY 2022 STATEMENT OF APPROPRIATIONS, ALLOTMENTS, OBLIGATIONS, DISBURSEMENTS AND BALANCES

As of March 31, 2022

Department : Department of Finance
Agency : BUREAU OF THE TREASURY
Operating Unit : CENTRAL
Organization Code : 11-005-00-00000
Funding Source Cod : ALL FUNDS_Cluster 01 (REGULAR AGENCY FUND) and Cluster 04 (SPECIAL ACCOUNT - FOREIGN GRANTS)

FAR No. 1 - CENTRAL_BTr RA

X	Current Year Appropriations
	Supplemental Appropriations
X	Continuing Appropriations

PARTICULARS	UACS Code	APPROPRIATIONS			ALLOTMENTS					CURRENT YEAR OBLIGATIONS				
		Authorized Appropriation	Adjustments	Adjusted Appropriation	Allotments received	Adjustments	Transfer To	Transfer From	Adjusted Total Allotments	1st Quarter	2nd Quarter	3rd Quarter	4th Quarter	TOTAL
1	2	3	4	5=3+4	6	7	8	9	10=6+7-8+9	11	12	13	14	15=11:14
Operation		35,460,453.62	(4,695,000.58)	30,765,453.04	35,460,453.62	-	(4,695,000.58)	-	30,765,453.04	3,094,902.02	-	-	-	3,094,902.02
OO : Efficiency in cash management improved														
Program I : Financial Asset Management Program		14,053,576.98	-	14,053,576.98	14,053,576.98	-	-	-	14,053,576.98	1,227,071.41	-	-	-	1,227,071.41
Cash management funding and investment of exce	310100100001000	10,731,829.56	-	10,731,829.56	10,731,829.56	-	-	-	10,731,829.56	688,323.99	-	-	-	688,323.99
PS		-	-	-	-	-	-	-	-	-	-	-	-	-
MOOE		10,731,829.56	-	10,731,829.56	10,731,829.56	-	-	-	10,731,829.56	688,323.99	-	-	-	688,323.99
FINEX		-	-	-	-	-	-	-	-	-	-	-	-	-
CO		-	-	-	-	-	-	-	-	-	-	-	-	-
Comprehensive and adequate insurance protection of														
Strategically Important Government Asset	310100100002000	-	-	-	-	-	-	-	-	-	-	-	-	-
PS		-	-	-	-	-	-	-	-	-	-	-	-	-
MOOE		-	-	-	-	-	-	-	-	-	-	-	-	-
FINEX		-	-	-	-	-	-	-	-	-	-	-	-	-
CO		-	-	-	-	-	-	-	-	-	-	-	-	-
Development of Treasury Single Account (TSA)	310100200001000	3,321,747.42	-	3,321,747.42	3,321,747.42	-	-	-	3,321,747.42	538,747.42	-	-	-	538,747.42
PS		-	-	-	-	-	-	-	-	-	-	-	-	-
MOOE		3,321,747.42	-	3,321,747.42	3,321,747.42	-	-	-	3,321,747.42	538,747.42	-	-	-	538,747.42
FINEX		-	-	-	-	-	-	-	-	-	-	-	-	-
CO		-	-	-	-	-	-	-	-	-	-	-	-	-
OO : Efficiency in debt management achieved														
Program II : Debt and Riskt Management Program		12,802,540.40	-	12,802,540.40	12,802,540.40	-	-	-	12,802,540.40	1,313,361.26	-	-	-	1,313,361.26
Securities origination	320100100001000	9,486,385.99	-	9,486,385.99	9,486,385.99	-	-	-	9,486,385.99	628,675.00	-	-	-	628,675.00
PS		-	-	-	-	-	-	-	-	-	-	-	-	-
MOOE		9,486,385.99	-	9,486,385.99	9,486,385.99	-	-	-	9,486,385.99	628,675.00	-	-	-	628,675.00
FINEX		-	-	-	-	-	-	-	-	-	-	-	-	-
CO		-	-	-	-	-	-	-	-	-	-	-	-	-
Debt monitoring and servicing	320100100002000	537,699.32	-	537,699.32	537,699.32	-	-	-	537,699.32	199,985.12	-	-	-	199,985.12
PS		-	-	-	-	-	-	-	-	-	-	-	-	-
MOOE		537,699.32	-	537,699.32	537,699.32	-	-	-	537,699.32	199,985.12	-	-	-	199,985.12

CY 2022 STATEMENT OF APPROPRIATIONS, ALLOTMENTS, OBLIGATIONS, DISBURSEMENTS AND BALANCES
As of March 31, 2022

Department : Department of Finance
Agency : BUREAU OF THE TREASURY
Operating Unit : CENTRAL
Organization Code : 11-005-00-00000
Funding Source Cod : ALL FUNDS_Cluster 01 (REGULAR AGENCY FUND) and Cluster 04 (SPECIAL ACCOUNT - FOREIGN GRANTS)

FAR No. 1 - CENTRAL_BTr RA

X	Current Year Appropriations
	Supplemental Appropriations
X	Continuing Appropriations

PARTICULARS	UACS Code	APPROPRIATIONS			ALLOTMENTS					CURRENT YEAR OBLIGATIONS				
		Authorized Appropriation	Adjustments	Adjusted Appropriation	Allotments received	Adjustments	Transfer To	Transfer From	Adjusted Total Allotments	1st Quarter	2nd Quarter	3rd Quarter	4th Quarter	TOTAL
1	2	3	4	5=3+4	6	7	8	9	10=6+7-8+9	11	12	13	14	15=11:14
FINEX		-	-	-	-	-	-		-	-				-
CO		-	-	-	-	-	-		-	-				-
Risk management	320100100003000	2,778,455.09	-	2,778,455.09	2,778,455.09	-	-	-	2,778,455.09	484,701.14	-	-	-	484,701.14
PS		-	-	-	-	-	-		-	-				-
MOOE		2,778,455.09	-	2,778,455.09	2,778,455.09	-	-	-	2,778,455.09	484,701.14				484,701.14
FINEX		-	-	-	-	-	-		-	-				-
CO		-	-	-	-	-	-		-	-				-
OO : Efficiency in accounting of NG financial transactions enhanced														
Program III : NG Accounting Program		8,604,336.24	(4,695,000.58)	3,909,335.66	8,604,336.24	-	(4,695,000.58)	-	3,909,335.66	554,469.35	-	-	-	554,469.35
Recording of NG financial transactions	330100100001000	3,770,406.34	-	3,770,406.34	3,770,406.34	-	-	-	3,770,406.34	551,690.03	-	-	-	551,690.03
PS		-	-	-	-	-	-		-	-				-
MOOE		3,770,406.34	-	3,770,406.34	3,770,406.34	-	-	-	3,770,406.34	551,690.03				551,690.03
FINEX		-	-	-	-	-	-		-	-				-
CO		-	-	-	-	-	-		-	-				-
Reconciliation of NGAs books of accounts	330100100002000	138,929.32	-	138,929.32	138,929.32	-	-	-	138,929.32	2,779.32	-	-	-	2,779.32
PS		-	-	-	-	-	-		-	-				-
MOOE		138,929.32	-	138,929.32	138,929.32	-	-	-	138,929.32	2,779.32				2,779.32
FINEX		-	-	-	-	-	-		-	-				-
CO		-	-	-	-	-	-		-	-				-
Release of Allotment to Local Government Units	330100100003000	4,695,000.58	(4,695,000.58)	-	4,695,000.58	-	(4,695,000.58)	-	-	-	-	-	-	-
PS		-	-	-	-	-	-		-	-				-
MOOE		4,695,000.58	(4,695,000.58)	-	4,695,000.58	-	(4,695,000.58)		-	-				-
FINEX		-	-	-	-	-	-		-	-				-
CO		-	-	-	-	-	-		-	-				-
Total, Continuing Appropriation		193,330,684.75	(5,185,000.58)	188,145,684.17	193,330,684.75	-	(5,185,000.58)	-	188,145,684.17	19,697,283.47	-	-	-	19,697,283.47
PS		-	-	-	-	-	-		-	-				-
MOOE		142,860,375.21	(4,815,000.58)	138,045,374.63	142,860,375.21	-	(4,815,000.58)	-	138,045,374.63	19,394,543.47	-	-	-	19,394,543.47
FINEX		-	-	-	-	-	-		-	-				-
CO		50,470,309.54	(370,000.00)	50,100,309.54	50,470,309.54	-	(370,000.00)	-	50,100,309.54	302,740.00	-	-	-	302,740.00

CY 2022 STATEMENT OF APPROPRIATIONS, ALLOTMENTS, OBLIGATIONS, DISBURSEMENTS AND BALANCES

As of March 31, 2022

Department : Department of Finance
Agency : BUREAU OF THE TREASURY
Operating Unit : CENTRAL
Organization Code : 11-005-00-00000
Funding Source Cod : ALL FUNDS_Cluster 01 (REGULAR AGENCY FUND) and Cluster 04 (SPECIAL ACCOUNT - FOREIGN GRANTS)

FAR No. 1 - CENTRAL_BTr RA

X	Current Year Appropriations
	Supplemental Appropriations
X	Continuing Appropriations

PARTICULARS	UACS Code	APPROPRIATIONS			ALLOTMENTS					CURRENT YEAR OBLIGATIONS				
		Authorized Appropriation	Adjustments	Adjusted Appropriation	Allotments received	Adjustments	Transfer To	Transfer From	Adjusted Total Allotments	1st Quarter	2nd Quarter	3rd Quarter	4th Quarter	TOTAL
1	2	3	4	5=3+4	6	7	8	9	10=6+7-8+9	11	12	13	14	15=11:14
C. AUTOMATIC APPROPRIATIONS														
Retirement and Life Insurance Premium (RLIP)	01 1 04 102	41,184,000.00	(11,108,500.00)	30,075,500.00	41,184,000.00	-	(11,108,500.00)	-	30,075,500.00	4,787,336.00	-	-	-	4,787,336.00
PS - RLIP - Regular		41,184,000.00	(11,108,500.00)	30,075,500.00	41,184,000.00	-	(11,108,500.00)	-	30,075,500.00	4,787,336.00	-	-	-	4,787,336.00
GAS - OTOP	100000100001000	1,796,000.00	-	1,796,000.00	1,796,000.00				1,796,000.00	455,000.00				455,000.00
GAS - IAD	100000100001000	617,000.00	-	617,000.00	617,000.00				617,000.00	156,000.00				156,000.00
GAS - ADMIN	100000100001000	2,101,000.00	-	2,101,000.00	2,101,000.00				2,101,000.00	520,713.77				520,713.77
GAS - CENTRAL (BENEFITS)	100000100002000	-	-	-	-				-	-				-
STO - LEGAL	200000100001000	1,195,000.00	-	1,195,000.00	1,195,000.00				1,195,000.00	300,000.00				300,000.00
STO - MISS	200000100002000	1,493,000.00	-	1,493,000.00	1,493,000.00				1,493,000.00	369,000.00				369,000.00
STO - RESEARCH	200000100003000	2,037,000.00	-	2,037,000.00	2,037,000.00				2,037,000.00	540,000.00				540,000.00
PROGRAM I - AMS	310100100001000	3,054,000.00	-	3,054,000.00	3,054,000.00				3,054,000.00	772,878.91				772,878.91
PROGRAM I - ARD	310100100002000	-	-	-	-				-	-				-
PROGRAM I - LFP TSA	310100200001000	-	-	-	-				-	-				-
PROGRAM II - SOD/SSRD	320100100001000	926,000.00	-	926,000.00	926,000.00				926,000.00	232,000.00				232,000.00
PROGRAM II - DMAD/PD	320100100002000	1,164,000.00	-	1,164,000.00	1,164,000.00				1,164,000.00	291,000.00				291,000.00
PROGRAM II - LMS	320100100003000	607,000.00	-	607,000.00	607,000.00				607,000.00	150,000.00				150,000.00
PROGRAM III - ACCTG	330100100001000	3,049,000.00	-	3,049,000.00	3,049,000.00				3,049,000.00	768,743.32				768,743.32
PROGRAM III - BRAD	330100100002000	928,000.00	-	928,000.00	928,000.00				928,000.00	232,000.00				232,000.00
PROGRAM III - REGION	330100100003000	22,217,000.00	(11,108,500.00)	11,108,500.00	22,217,000.00		(11,108,500.00)		11,108,500.00					-
Total, Automatic Appropriation		41,184,000.00	(11,108,500.00)	30,075,500.00	41,184,000.00	-	(11,108,500.00)	-	30,075,500.00	4,787,336.00	-	-	-	4,787,336.00
PS		41,184,000.00	(11,108,500.00)	30,075,500.00	41,184,000.00	-	(11,108,500.00)	-	30,075,500.00	4,787,336.00	-	-	-	4,787,336.00
D. SPECIAL PURPOSE FUNDS														
PS - Miscellaneous Personnel Benefits Fund (MPB)	01101406	-	-	-	-	-	-	-	-	-	-	-	-	-
Salary (PS Deficiency)		-	-	-	-	-	-	-	-	-	-	-	-	-
GAS - ADMIN		-	-	-	-	-	-	-	-	-	-	-	-	-
PERA		-	-	-	-	-	-	-	-	-	-	-	-	-
GAS - ADMIN		-	-	-	-	-	-	-	-	-	-	-	-	-
Performance Based Bonus		-	-	-	-	-	-	-	-	-	-	-	-	-
GAS - ADMIN		-	-	-	-	-	-	-	-	-	-	-	-	-
Terminal Leave		-	-	-	-	-	-	-	-	-	-	-	-	-
GAS - ADMIN		-	-	-	-	-	-	-	-	-	-	-	-	-

CY 2022 STATEMENT OF APPROPRIATIONS, ALLOTMENTS, OBLIGATIONS, DISBURSEMENTS AND BALANCES

As of March 31, 2022

Department : Department of Finance
Agency : BUREAU OF THE TREASURY
Operating Unit : CENTRAL
Organization Code : 11-005-00-00000
Funding Source Cod : ALL FUNDS_Cluster 01 (REGULAR AGENCY FUND) and Cluster 04 (SPECIAL ACCOUNT - FOREIGN GRANTS)

FAR No. 1 - CENTRAL_BTr RA

X	Current Year Appropriations
	Supplemental Appropriations
X	Continuing Appropriations

PARTICULARS	UACS Code	APPROPRIATIONS			ALLOTMENTS					CURRENT YEAR OBLIGATIONS				
		Authorized Appropriation	Adjustments	Adjusted Appropriation	Allotments received	Adjustments	Transfer To	Transfer From	Adjusted Total Allotments	1st Quarter	2nd Quarter	3rd Quarter	4th Quarter	TOTAL
1	2	3	4	5=3+4	6	7	8	9	10=6+7-8+9	11	12	13	14	15=11-14
Other Personnel Benefit	01101407	-	-	-	-	-	-	-	-	-	-	-	-	-
GAS - ADMIN		-	-	-	-	-	-	-	-	-	-	-	-	-
PS - Pension and Gratuity Fund (PGF)		-	-	-	-	-	-	-	-	-	-	-	-	-
Retirement Gratuity (RG) and Terminal Leave (TL)		-	-	-	-	-	-	-	-	-	-	-	-	-
GAS - ADMIN		-	-	-	-	-	-	-	-	-	-	-	-	-
Total, Special Purpose Funds		-	-	-	-	-	-	-	-	-	-	-	-	-
PS		-	-	-	-	-	-	-	-	-	-	-	-	-
MOOE		-	-	-	-	-	-	-	-	-	-	-	-	-
CO		-	-	-	-	-	-	-	-	-	-	-	-	-
TOTAL, REGULAR AGENCY BUDGET		1,336,998,684.75	(188,396,223.58)	1,148,602,461.17	1,336,998,684.75	-	(188,396,223.58)	-	1,148,602,461.17	204,147,524.68	-	-	-	204,147,524.68
PS		503,720,000.00	(130,005,500.00)	373,714,500.00	503,720,000.00	-	(130,005,500.00)	-	373,714,500.00	51,339,521.70	-	-	-	51,339,521.70
MOOE		707,714,375.21	(47,993,000.58)	659,721,374.63	707,714,375.21	-	(47,993,000.58)	-	659,721,374.63	134,401,822.98	-	-	-	134,401,822.98
FINEX		-	-	-	-	-	-	-	-	-	-	-	-	-
CO		125,564,309.54	(10,397,723.00)	115,166,586.54	125,564,309.54	-	(10,397,723.00)	-	115,166,586.54	18,406,180.00	-	-	-	18,406,180.00
RECAPITULATION BY MFQ:														
PROGRAM I														
PS		32,894,000.00	-	32,894,000.00	32,894,000.00	-	-	-	32,894,000.00	7,957,975.00	-	-	-	7,957,975.00
MOOE		48,976,576.98	-	48,976,576.98	48,976,576.98	-	-	-	48,976,576.98	1,345,579.93	-	-	-	1,345,579.93
FINEX		-	-	-	-	-	-	-	-	-	-	-	-	-
CO		-	-	-	-	-	-	-	-	-	-	-	-	-
		81,870,576.98	-	81,870,576.98	81,870,576.98	-	-	-	81,870,576.98	9,303,554.93	-	-	-	9,303,554.93
PROGRAM II														
PS		28,926,000.00	-	28,926,000.00	28,926,000.00	-	-	-	28,926,000.00	6,435,081.46	-	-	-	6,435,081.46
MOOE		38,037,540.40	-	38,037,540.40	38,037,540.40	-	-	-	38,037,540.40	1,703,093.91	-	-	-	1,703,093.91
FINEX		-	-	-	-	-	-	-	-	-	-	-	-	-
CO		-	-	-	-	-	-	-	-	-	-	-	-	-
		66,963,540.40	-	66,963,540.40	66,963,540.40	-	-	-	66,963,540.40	8,138,175.37	-	-	-	8,138,175.37
PROGRAM III														

CY 2022 STATEMENT OF APPROPRIATIONS, ALLOTMENTS, OBLIGATIONS, DISBURSEMENTS AND BALANCES

As of March 31, 2022

Department : Department of Finance
Agency : BUREAU OF THE TREASURY
Operating Unit : CENTRAL
Organization Code : 11-005-00-00000

Funding Source Cod : ALL FUNDS_Cluster 01 (REGULAR AGENCY FUND) and Cluster 04 (SPECIAL ACCOUNT - FOREIGN GRANTS)

FAR No. 1 - CENTRAL_BTr RA

X	Current Year Appropriations
	Supplemental Appropriations
X	Continuing Appropriations

PARTICULARS	UACS Code	APPROPRIATIONS			ALLOTMENTS					CURRENT YEAR OBLIGATIONS				
		Authorized Appropriation	Adjustments	Adjusted Appropriation	Allotments received	Adjustments	Transfer To	Transfer From	Adjusted Total Allotments	1st Quarter	2nd Quarter	3rd Quarter	4th Quarter	TOTAL
1	2	3	4	5=3+4	6	7	8	9	10=6+7-8+9	11	12	13	14	15=11+14
PS		282,754,000.00	(118,897,000.00)	163,857,000.00	282,754,000.00	-	(118,897,000.00)	-	163,857,000.00	9,372,994.51	-	-	-	9,372,994.51
MOOE		109,865,336.24	(47,823,000.58)	62,042,335.66	109,865,336.24	-	(47,823,000.58)	-	62,042,335.66	657,177.35	-	-	-	657,177.35
FINEX		-	-	-	-	-	-	-	-	-	-	-	-	-
CO		9,528,000.00	(9,528,000.00)	-	9,528,000.00	-	(9,528,000.00)	-	-	-	-	-	-	-
		402,147,336.24	(176,248,000.58)	225,899,335.66	402,147,336.24	-	(176,248,000.58)	-	225,899,335.66	10,030,171.86	-	-	-	10,030,171.86
GENERAL ADMINISTRATION AND SUPPORT														
PS		67,107,000.00	-	67,107,000.00	67,107,000.00	-	-	-	67,107,000.00	11,702,086.89	-	-	-	11,702,086.89
MOOE		140,322,268.34	(120,000.00)	140,202,268.34	140,322,268.34	-	(120,000.00)	-	140,202,268.34	47,070,987.38	-	-	-	47,070,987.38
FINEX		-	-	-	-	-	-	-	-	-	-	-	-	-
CO		10,500,000.00	(499,723.00)	10,000,277.00	10,500,000.00	-	(499,723.00)	-	10,000,277.00	2,765,000.00	-	-	-	2,765,000.00
		217,929,268.34	(619,723.00)	217,309,545.34	217,929,268.34	-	(619,723.00)	-	217,309,545.34	61,538,074.27	-	-	-	61,538,074.27
SUPPORT TO OPERATION														
PS		50,855,000.00	-	50,855,000.00	50,855,000.00	-	-	-	50,855,000.00	11,084,047.84	-	-	-	11,084,047.84
MOOE		370,512,653.25	(50,000.00)	370,462,653.25	370,512,653.25	-	(50,000.00)	-	370,462,653.25	83,624,984.41	-	-	-	83,624,984.41
FINEX		-	-	-	-	-	-	-	-	-	-	-	-	-
CO		105,536,309.54	(370,000.00)	105,166,309.54	105,536,309.54	-	(370,000.00)	-	105,166,309.54	15,641,180.00	-	-	-	15,641,180.00
		526,903,962.79	(420,000.00)	526,483,962.79	526,903,962.79	-	(420,000.00)	-	526,483,962.79	110,350,212.25	-	-	-	110,350,212.25
TOTAL (RLIP NOT INCLUDED)		1,295,814,684.75	(177,287,723.58)	1,118,526,961.17	1,295,814,684.75	-	(177,287,723.58)	-	1,118,526,961.17	199,360,188.68	-	-	-	199,360,188.68
PS		462,536,000.00	(118,897,000.00)	343,639,000.00	462,536,000.00	-	(118,897,000.00)	-	343,639,000.00	46,552,185.70	-	-	-	46,552,185.70
MOOE		707,714,375.21	(47,993,000.58)	659,721,374.63	707,714,375.21	-	(47,993,000.58)	-	659,721,374.63	134,401,822.98	-	-	-	134,401,822.98
FINEX		-	-	-	-	-	-	-	-	-	-	-	-	-
CO		125,564,309.54	(10,397,723.00)	115,166,586.54	125,564,309.54	-	(10,397,723.00)	-	115,166,586.54	18,406,180.00	-	-	-	18,406,180.00
E. SPECIAL ACCOUNT - FOREIGN ASSISTED FUND	04 1 04 161													
Automatic Appro. - Foreign Grants Fund_Germany				-					-					-
MFO I : Cash Management	101003010000000			-					-					-
Cash mgmt funding and investment of excess fund	101003010100000			-					-					-
KW-IDF assisted BTr Capacity Devt. Support				-					-					-
MOOE		4,250,000.00	-	4,250,000.00	4,250,000.00				4,250,000.00	1,481,200.23				1,481,200.23
CO			-						-					-
TOTAL		4,250,000.00	-	4,250,000.00	4,250,000.00	-	-	-	4,250,000.00	1,481,200.23	-	-	-	1,481,200.23

CY 2022 STATEMENT OF APPROPRIATIONS, ALLOTMENTS, OBLIGATIONS, DISBURSEMENTS AND BALANCES

As of March 31, 2022

Department : Department of Finance
Agency : BUREAU OF THE TREASURY
Operating Unit : CENTRAL
Organization Code : 11-005-00-00000
Funding Source Cod : ALL FUNDS_Cluster 01 (REGULAR AGENCY FUND) and Cluster 04 (SPECIAL ACCOUNT - FOREIGN GRANTS)

FAR No. 1 - CENTRAL_BT RA

x	Current Year Appropriations
	Supplemental Appropriations
x	Continuing Appropriations

PARTICULARS	UACS Code	APPROPRIATIONS			ALLOTMENTS					CURRENT YEAR OBLIGATIONS				
		Authorized Appropriation	Adjustments	Adjusted Appropriation	Allotments received	Adjustments	Transfer To	Transfer From	Adjusted Total Allotments	1st Quarter	2nd Quarter	3rd Quarter	4th Quarter	TOTAL
1	2	3	4	5=3+4	6	7	8	9	10=6+7-8+9	11	12	13	14	15=11:14
OVERALL SUMMARY:														
Regular Agency Fund	01	1,336,998,684.75	(188,396,223.58)	1,148,602,461.17	1,336,998,684.75	-	(188,396,223.58)	-	1,148,602,461.17	204,147,524.68	-	-	-	204,147,524.68
PS		503,720,000.00	(130,005,500.00)	373,714,500.00	503,720,000.00	-	(130,005,500.00)	-	373,714,500.00	51,339,521.70	-	-	-	51,339,521.70
MOOE		707,714,375.21	(47,993,000.58)	659,721,374.63	707,714,375.21	-	(47,993,000.58)	-	659,721,374.63	134,401,822.98	-	-	-	134,401,822.98
FINEX		-	-	-	-	-	-	-	-	-	-	-	-	-
CO		125,564,309.54	(10,397,723.00)	115,166,586.54	125,564,309.54	-	(10,397,723.00)	-	115,166,586.54	18,406,180.00	-	-	-	18,406,180.00
		-	-	-	-	-	-	-	-	-	-	-	-	-
Special Account - Foreign Assisted Fund	04	4,250,000.00	-	4,250,000.00	4,250,000.00	-	-	-	4,250,000.00	1,481,200.23	-	-	-	1,481,200.23
PS				-					-					-
MOOE		4,250,000.00		4,250,000.00	4,250,000.00	-	-	-	4,250,000.00	1,481,200.23	-	-	-	1,481,200.23
FINEX				-					-					-
CO		-		-	-	-	-	-	-	-	-	-	-	-
GRAND TOTAL, BTR RA		1,341,248,684.75	(188,396,223.58)	1,152,852,461.17	1,341,248,684.75	-	(188,396,223.58)	-	1,152,852,461.17	205,628,724.91	-	-	-	205,628,724.91
PS		503,720,000.00	(130,005,500.00)	373,714,500.00	503,720,000.00	-	(130,005,500.00)	-	373,714,500.00	51,339,521.70	-	-	-	51,339,521.70
MOOE		711,964,375.21	(47,993,000.58)	663,971,374.63	711,964,375.21	-	(47,993,000.58)	-	663,971,374.63	135,883,023.21	-	-	-	135,883,023.21
FINEX		-	-	-	-	-	-	-	-	-	-	-	-	-
CO		125,564,309.54	(10,397,723.00)	115,166,586.54	125,564,309.54	-	(10,397,723.00)	-	115,166,586.54	18,406,180.00	-	-	-	18,406,180.00

CY 2022 STATEMENT OF APPROPRIATIONS, ALLOTMENTS,

As of March 31, 2022

Department : Department of Finance
Agency : BUREAU OF THE TREASURY
Operating Unit : CENTRAL
Organization Code : 11-005-00-00000
Funding Source Cod : ALL FUNDS_Cluster 01 (REGULAR AGENCY F

FAR No. 1 - CENTRAL_BT RA

X	Current Year Appropriations
	Supplemental Appropriations
X	Continuing Appropriations

PARTICULARS	UACS Code	CURRENT YEAR DISBURSEMENTS					BALANCES		Unpaid Obligations	
		1st Quarter	2nd Quarter	3rd Quarter	4th Quarter	TOTAL	Unreleased Appropriations	Unobligated Allotments	(15-20)	(23+24)
									Due and Demandable	Not Yet Due and Demandable
1	2	16	17	18	19	20 = 16+19	21=5-10	22=10-15	23	24
BT RA REGULAR AGENCY BUDGET										
A. AGENCY SPECIFIC BUDGET										
A.1 Program										
General Administration and Support										
General Administration and Supervision		23,914,543.71	-	-	-	23,914,543.71	-	142,359,462.84	2,454,654.76	28,016,615.69
Central Office	100000100001000	23,340,091.33	-	-	-	23,340,091.33	-	125,175,106.36	2,400,463.62	28,016,615.69
PS		8,880,391.71				8,880,391.71	-	38,220,556.63	2,193,051.66	
MOOE		14,459,699.62				14,459,699.62	-	79,719,272.73	207,411.96	25,251,615.69
FINEX		-				-	-	-	-	
CO		-				-	-	7,235,277.00	-	2,765,000.00
Administration of Personnel Benefits	100000100002000	574,452.38	-	-	-	574,452.38	-	17,184,356.48	54,191.14	-
**PS		574,452.38				574,452.38	-	17,184,356.48	54,191.14	
MOOE		-				-	-	-	-	
FINEX		-				-	-	-	-	
CO		-				-	-	-	-	
Support To Operation		31,087,340.90	-	-	-	31,087,340.90	-	288,767,909.09	3,646,197.25	66,166,552.76
Provision of legal services including the conduct of research and investigation	200000100001000	5,000,551.49	-	-	-	5,000,551.49	-	18,445,608.89	130,735.62	167,104.00
PS		2,589,232.76				2,589,232.76	-	10,285,031.62	100,735.62	
MOOE		2,411,318.73				2,411,318.73	-	8,160,577.27	30,000.00	167,104.00
FINEX		-				-	-	-	-	
CO		-				-	-	-	-	
Information system and IT support services	200000100002000	20,102,481.11	-	-	-	20,102,481.11	-	243,452,644.50	3,500,425.63	65,999,448.76
PS		3,398,838.83				3,398,838.83	-	12,468,845.54	125,315.63	
MOOE		16,703,642.28				16,703,642.28	-	191,256,238.96	3,375,110.00	50,661,008.76
FINEX		-				-	-	-	-	
CO		-				-	-	39,727,560.00	-	15,338,440.00
Research and technical support services	200000100003000	5,984,308.30	-	-	-	5,984,308.30	-	26,869,655.70	15,036.00	-
PS		4,854,889.00				4,854,889.00	-	17,017,075.00	15,036.00	
MOOE		1,129,419.30				1,129,419.30	-	9,852,580.70	-	
FINEX		-				-	-	-	-	
CO		-				-	-	-	-	

CY 2022 STATEMENT OF APPROPRIATIONS, ALLOTMENTS,
As of March 31, 2022

Department : Department of Finance
Agency : BUREAU OF THE TREASURY
Operating Unit : CENTRAL
Organization Code : 11-005-00-00000
Funding Source Cod : ALL FUNDS_Cluster 01 (REGULAR AGENCY F

FAR No. 1 - CENTRAL_BTr RA

X	Current Year Appropriations
	Supplemental Appropriations
X	Continuing Appropriations

PARTICULARS	UACS Code	CURRENT YEAR DISBURSEMENTS					BALANCES		Unpaid Obligations	
		1st Quarter	2nd Quarter	3rd Quarter	4th Quarter	TOTAL	Unreleased Appropriations	Unobligated Allotments	(15-20)	(23+24)
									Due and Demandable	Not Yet Due and Demandable
1	2	16	17	18	19	20 = 16-19	21=5-10	22=10-15	23	24
Operation		24,230,710.59	-	-	-	24,230,710.59	-	319,590,999.86	146,289.55	-
OO : Efficiency in cash management improved										
Program I : Financial Asset Management Program		7,992,557.43	-	-	-	7,992,557.43	-	59,740,516.48	83,926.09	-
Cash management funding and investment of excc	310100100001000	7,992,557.43	-	-	-	7,992,557.43	-	44,461,516.48	83,926.09	-
PS		7,874,048.91				7,874,048.91	-	24,936,025.00	83,926.09	
MOOE		118,508.52				118,508.52	-	19,525,491.48	-	
FINEX							-		-	
CO							-		-	
Comprehensive and adequate insurance protection of										
Strategically Important Government Assest	310100100002000	-	-	-	-	-	-	-	-	-
PS							-	-	-	
MOOE							-	-	-	
FINEX							-	-	-	
CO							-	-	-	
Development of Treasury Single Account (TSA)	310100200001000	-	-	-	-	-	-	15,279,000.00	-	-
PS							-	-	-	
MOOE							-	15,279,000.00	-	
FINEX							-	-	-	
CO							-	-	-	
OO : Efficiency in debt management achieved										
Program II : Debt and Risk Management Program		6,813,064.65	-	-	-	6,813,064.65	-	47,336,185.89	11,749.46	-
Securities origination	320100100001000	2,735,615.00	-	-	-	2,735,615.00	-	19,996,535.54	8,849.46	-
PS		2,453,615.00				2,453,615.00	-	7,420,535.54	8,849.46	
MOOE		282,000.00				282,000.00	-	12,576,000.00	-	
FINEX							-	-	-	
CO							-	-	-	
Debt monitoring and servicing	320100100002000	2,345,905.70	-	-	-	2,345,905.70	-	13,399,194.30	1,900.00	-
PS		2,324,220.00				2,324,220.00	-	10,157,880.00	1,900.00	
MOOE		21,685.70				21,685.70	-	3,241,314.30	-	

CY 2022 STATEMENT OF APPROPRIATIONS, ALLOTMENTS, As of March 31, 2022

Department : Department of Finance
Agency : BUREAU OF THE TREASURY
Operating Unit : CENTRAL
Organization Code : 11-005-00-00000
Funding Source Cod : ALL FUNDS_Cluster 01 (REGULAR AGENCY F

FAR No. 1 - CENTRAL_BTr RA

X	Current Year Appropriations
	Supplemental Appropriations
X	Continuing Appropriations

PARTICULARS	UACS Code	CURRENT YEAR DISBURSEMENTS					BALANCES		Unpaid Obligations	
		1st Quarter	2nd Quarter	3rd Quarter	4th Quarter	TOTAL	Unreleased Appropriations	Unobligated Allotments	(15-20)	(23+24)
									Due and Demandable	Not Yet Due and Demandable
1	2	16	17	18	19	20 = 16-19	21=5-10	22=10-15	23	24
FINEX						-	-	-	-	
CO						-	-	-	-	
Risk management	320100100003000	1,731,543.95	-	-	-	1,731,543.95	-	13,940,456.05	1,000.00	-
PS		1,645,497.00				1,645,497.00	-	4,912,503.00	1,000.00	
MOOE		86,046.95				86,046.95	-	9,027,953.05	-	
FINEX						-	-	-	-	
CO						-	-	-	-	
OO : Efficiency in accounting of NG financial transactions enhanced										
Program III : NG Accounting Program		9,425,088.51	-	-	-	9,425,088.51	-	212,514,297.49	50,614.00	-
Recording of NG financial transactions	330100100001000	7,197,656.15	-	-	-	7,197,656.15	-	38,486,605.85	37,738.00	-
PS		7,097,948.15				7,097,948.15	-	25,722,313.85	37,738.00	
MOOE		99,708.00				99,708.00	-	12,764,292.00	-	
FINEX						-	-	-	-	
CO						-	-	-	-	
Reconciliation of NGAs books of accounts	330100100002000	2,227,432.36	-	-	-	2,227,432.36	-	9,714,691.64	12,876.00	-
PS		2,224,432.36				2,224,432.36	-	7,576,691.64	12,876.00	
MOOE		3,000.00				3,000.00	-	2,138,000.00	-	
FINEX						-	-	-	-	
CO						-	-	-	-	
Release of Allotment to Local Government Units	330100100003000	-	-	-	-	-	-	164,313,000.00	-	-
PS		-				-	-	121,185,000.00	-	
MOOE		-				-	-	43,128,000.00	-	
FINEX		-				-	-	-	-	
CO		-				-	-	-	-	
Total, Agency Specific Budget		79,232,595.20	-	-	-	79,232,595.20	-	750,718,371.79	6,247,141.56	94,183,168.45
PS		43,917,586.10	-	-	-	43,917,586.10	-	297,086,814.30	2,634,619.60	-
MOOE		35,315,029.10	-	-	-	35,315,029.10	-	406,668,720.49	3,612,521.96	76,079,728.45
FINEX		-	-	-	-	-	-	-	-	-
CO		-	-	-	-	-	-	46,962,837.00	-	18,103,440.00

CY 2022 STATEMENT OF APPROPRIATIONS, ALLOTMENTS,
As of March 31, 2022

Department : Department of Finance
Agency : BUREAU OF THE TREASURY
Operating Unit : CENTRAL
Organization Code : 11-005-00-00000
Funding Source Cod : ALL FUNDS_Cluster 01 (REGULAR AGENCY F

FAR No. 1 - CENTRAL_BTr RA

X	Current Year Appropriations
	Supplemental Appropriations
X	Continuing Appropriations

PARTICULARS	UACS Code	CURRENT YEAR DISBURSEMENTS					BALANCES		Unpaid Obligations	
		1st Quarter	2nd Quarter	3rd Quarter	4th Quarter	TOTAL	Unreleased Appropriations	Unobligated Allotments	(15-20)	(23+24)
		16	17	18	19	20 = 16+19	21=5-10	22=10-15	Due and Demandable	Not Yet Due and Demandable
		1	2	3	4	5	6	7	8	9
B. CONTINUING - R.A. 11518 - FY 2021	01 1 02 101									
B.I Program										
General Administration and Support		5,576,207.02	-	-	-	5,576,207.02	-	13,412,008.23	248,268.18	1,327,784.91
General Administration and Supervision										
Central Office	100000100001000	5,576,207.02	-	-	-	5,576,207.02	-	13,412,008.23	248,268.18	1,327,784.91
PS							-	-	-	-
MOOE		5,576,207.02				5,576,207.02	-	13,412,008.23	248,268.18	1,327,784.91
FINEX							-	-	-	-
CO							-	-	-	-
Administration of Personnel Benefits	100000100002000	-	-	-	-	-	-	-	-	-
PS							-	-	-	-
MOOE							-	-	-	-
FINEX							-	-	-	-
CO							-	-	-	-
Support To Operation		8,740,390.41	-	-	-	8,740,390.41	-	127,365,841.45	316,248.93	393,482.00
Provision of legal services including the conduct of research and investigation	200000100001000	497,265.62	-	-	-	497,265.62	-	3,330,998.84	3,902.73	-
PS							-	-	-	-
MOOE		497,265.62				497,265.62	-	3,330,998.84	3,902.73	-
FINEX							-	-	-	-
CO							-	-	-	-
Information system and IT support services	200000100002000	7,944,543.62	-	-	-	7,944,543.62	-	122,997,737.88	312,346.20	393,482.00
PS							-	-	-	-
MOOE		7,859,803.62				7,859,803.62	-	73,200,168.34	94,346.20	393,482.00
FINEX							-	-	-	-
CO		84,740.00				84,740.00	-	49,797,569.54	218,000.00	-
Research and technical support services	200000100003000	298,581.17	-	-	-	298,581.17	-	1,037,104.73	-	-
PS							-	-	-	-
MOOE		298,581.17				298,581.17	-	1,037,104.73	-	-
FINEX							-	-	-	-
CO							-	-	-	-

CY 2022 STATEMENT OF APPROPRIATIONS, ALLOTMENTS,

As of March 31, 2022

Department : Department of Finance
Agency : BUREAU OF THE TREASURY
Operating Unit : CENTRAL
Organization Code : 11-005-00-00000
Funding Source Cod : ALL FUNDS_Cluster 01 (REGULAR AGENCY f

FAR No. 1 - CENTRAL_BT r RA

X	Current Year Appropriations
	Supplemental Appropriations
X	Continuing Appropriations

PARTICULARS	UACS Code	CURRENT YEAR DISBURSEMENTS					BALANCES		Unpaid Obligations	
		1st Quarter	2nd Quarter	3rd Quarter	4th Quarter	TOTAL	Unreleased Appropriations	Unobligated Allotments	(15-20)	(23+24)
									Due and Demandable	Not Yet Due and Demandable
1	2	16	17	18	19	20 = 16-19	21=5-10	22=10-15	23	24
Operation		2,354,072.02	-	-	-	2,354,072.02	-	27,670,551.02	-	740,830.00
OO : Efficiency in cash management improved										
Program I : Financial Asset Management Program		1,227,071.41	-	-	-	1,227,071.41	-	12,826,505.57	-	-
Cash management funding and investment of excc	310100100001000	688,323.99	-	-	-	688,323.99	-	10,043,505.57	-	-
PS		-				-	-	-	-	
MOOE		688,323.99				688,323.99	-	10,043,505.57	-	
FINEX		-				-	-	-	-	
CO		-				-	-	-	-	
Comprehensive and adequate insurance protection of										
Strategically Important Government Assest	310100100002000	-	-	-	-	-	-	-	-	-
PS		-				-	-	-	-	
MOOE		-				-	-	-	-	
FINEX		-				-	-	-	-	
CO		-				-	-	-	-	
Development of Treasury Single Account (TSA)	310100200001000	538,747.42	-	-	-	538,747.42	-	2,783,000.00	-	-
PS		-				-	-	-	-	
MOOE		538,747.42				538,747.42	-	2,783,000.00	-	
FINEX		-				-	-	-	-	
CO		-				-	-	-	-	
OO : Efficiency in debt management achieved										
Program II : Debt and Risk Management Program		648,361.26	-	-	-	648,361.26	-	11,489,179.14	-	665,000.00
Securities origination	320100100001000	308,675.00	-	-	-	308,675.00	-	8,857,710.99	-	320,000.00
PS		-				-	-	-	-	
MOOE		308,675.00				308,675.00	-	8,857,710.99	-	320,000.00
FINEX		-				-	-	-	-	
CO		-				-	-	-	-	
Debt monitoring and servicing	320100100002000	199,985.12	-	-	-	199,985.12	-	337,714.20	-	-
PS		-				-	-	-	-	
MOOE		199,985.12				199,985.12	-	337,714.20	-	

CY 2022 STATEMENT OF APPROPRIATIONS, ALLOTMENTS,
As of March 31, 2022

Department : Department of Finance
Agency : BUREAU OF THE TREASURY
Operating Unit : CENTRAL
Organization Code : 11-005-00-00000
Funding Source Cod : ALL FUNDS_Cluster 01 (REGULAR AGENCY F

FAR No. 1 - CENTRAL_BT r RA

X	Current Year Appropriations
	Supplemental Appropriations
X	Continuing Appropriations

PARTICULARS	UACS Code	CURRENT YEAR DISBURSEMENTS					BALANCES		Unpaid Obligations	
		1st Quarter	2nd Quarter	3rd Quarter	4th Quarter	TOTAL	Unreleased Appropriations	Unobligated Allotments	(15-20)	(23+24)
									Due and Demandable	Not Yet Due and Demandable
1	2	16	17	18	19	20 = 16:19	21=5-10	22=10-15	23	24
FINEX		-				-	-	-	-	
CO						-	-	-	-	
Risk management	320100100003000	139,701.14	-	-	-	139,701.14	-	2,293,753.95	-	345,000.00
PS		-				-	-	-	-	
MOOE		139,701.14				139,701.14	-	2,293,753.95	-	345,000.00
FINEX		-				-	-	-	-	
CO		-				-	-	-	-	
OO : Efficiency in accounting of NG financial transactions enhanced										
Program III : NG Accounting Program		478,639.35	-	-	-	478,639.35	-	3,354,866.31	-	75,830.00
Recording of NG financial transactions	330100100001000	475,860.03	-	-	-	475,860.03	-	3,218,716.31	-	75,830.00
PS		-				-	-	-	-	
MOOE		475,860.03				475,860.03	-	3,218,716.31	-	75,830.00
FINEX		-				-	-	-	-	
CO		-				-	-	-	-	
Reconciliation of NGAs books of accounts	330100100002000	2,779.32	-	-	-	2,779.32	-	136,150.00	-	-
PS		-				-	-	-	-	
MOOE		2,779.32				2,779.32	-	136,150.00	-	
FINEX		-				-	-	-	-	
CO		-				-	-	-	-	
Release of Allotment to Local Government Units	330100100003000	-	-	-	-	-	-	-	-	-
PS						-	-	-	-	
MOOE						-	-	-	-	
FINEX						-	-	-	-	
CO						-	-	-	-	
Total, Continuing Appropriation		16,670,669.45	-	-	-	16,670,669.45	-	168,448,400.70	564,517.11	2,462,096.91
PS		-	-	-	-	-	-	-	-	-
MOOE		16,585,929.45	-	-	-	16,585,929.45	-	118,650,831.16	346,517.11	2,462,096.91
FINEX		-	-	-	-	-	-	-	-	-
CO		84,740.00	-	-	-	84,740.00	-	49,797,569.54	218,000.00	-

CY 2022 STATEMENT OF APPROPRIATIONS, ALLOTMENTS, As of March 31, 2022

Department : Department of Finance
Agency : BUREAU OF THE TREASURY
Operating Unit : CENTRAL
Organization Code : 11-005-00-00000
Funding Source Cod : ALL FUNDS_Cluster 01 (REGULAR AGENCY F

FAR No. 1 - CENTRAL_BT RA

X	Current Year Appropriations
	Supplemental Appropriations
X	Continuing Appropriations

PARTICULARS	UACS Code	CURRENT YEAR DISBURSEMENTS					BALANCES		Unpaid Obligations	
		1st Quarter	2nd Quarter	3rd Quarter	4th Quarter	TOTAL	Unreleased Appropriations	Unobligated Allotments	(15-20)	(23*24)
									Due and Demandable	Net Yet Due and Demandable
1	2	16	17	18	19	20 = 16-19	21=5-10	22=10-15	23	24
C. AUTOMATIC APPROPRIATIONS										
Retirement and Life Insurance Premium (RLIP)	01 1 04 102	4,787,336.00	-	-	-	4,787,336.00	-	25,288,164.00	-	-
PS - RLIP - Regular		4,787,336.00	-	-	-	4,787,336.00	-	25,288,164.00	-	-
GAS - OTOP	100000100001000	455,000.00				455,000.00	-	1,341,000.00	-	
GAS - IAD	100000100001000	156,000.00				156,000.00	-	461,000.00	-	
GAS - ADMIN	100000100001000	520,713.77				520,713.77	-	1,580,286.23	-	
GAS - CENTRAL (BENEFITS)	100000100002000	-				-	-	-	-	
STO - LEGAL	200000100001000	300,000.00				300,000.00	-	895,000.00	-	
STO - MISS	200000100002000	369,000.00				369,000.00	-	1,124,000.00	-	
STO - RESEARCH	200000100003000	540,000.00				540,000.00	-	1,497,000.00	-	
PROGRAM I - AMS	310100100001000	772,878.91				772,878.91	-	2,281,121.09	-	
PROGRAM I - ARD	310100100002000	-				-	-	-	-	
PROGRAM I - LFP TSA	310100200001000	-				-	-	-	-	
PROGRAM II - SOD/SSRD	320100100001000	232,000.00				232,000.00	-	694,000.00	-	
PROGRAM II - DMAD/PD	320100100002000	291,000.00				291,000.00	-	873,000.00	-	
PROGRAM II - LMS	320100100003000	150,000.00				150,000.00	-	457,000.00	-	
PROGRAM III - ACCTG	330100100001000	768,743.32				768,743.32	-	2,280,256.68	-	
PROGRAM III - BRAD	330100100002000	232,000.00				232,000.00	-	696,000.00	-	
PROGRAM III - REGION	330100100003000	-				-	-	11,108,500.00	-	
Total, Automatic Appropriation		4,787,336.00	-	-	-	4,787,336.00	-	25,288,164.00	-	-
PS		4,787,336.00	-	-	-	4,787,336.00	-	25,288,164.00	-	-
D. SPECIAL PURPOSE FUNDS										
PS - Miscellaneous Personnel Benefits Fund (MPB)	01101406	-	-	-	-	-	-	-	-	-
Salary (PS Deficiency)		-	-	-	-	-	-	-	-	-
GAS - ADMIN						-	-	-	-	
PERA		-	-	-	-	-	-	-	-	-
GAS - ADMIN						-	-	-	-	
Performance Based Bonus		-	-	-	-	-	-	-	-	-
GAS - ADMIN						-	-	-	-	
Terminal Leave		-	-	-	-	-	-	-	-	-
GAS - ADMIN						-	-	-	-	

CY 2022 STATEMENT OF APPROPRIATIONS, ALLOTMENTS, As of March 31, 2022

Department : Department of Finance
Agency : BUREAU OF THE TREASURY
Operating Unit : CENTRAL
Organization Code : 11-005-00-00000
Funding Source Cod : ALL FUNDS_Cluster 01 (REGULAR AGENCY F

FAR No. 1 - CENTRAL_BTr RA

X	Current Year Appropriations
	Supplemental Appropriations
X	Continuing Appropriations

PARTICULARS	UACS Code	CURRENT YEAR DISBURSEMENTS					BALANCES		Unpaid Obligations	
		1st Quarter	2nd Quarter	3rd Quarter	4th Quarter	TOTAL	Unreleased Appropriations	Unobligated Allotments	(15-20)	(23+24)
									Due and Demandable	Not Yet Due and Demandable
1	2	16	17	18	19	20 = 16+19	21=5-10	22=10-15	23	24
Other Personnel Benefit	01101407	-	-	-	-	-	-	-	-	-
GAS - ADMIN		-	-	-	-	-	-	-	-	-
PS - Pension and Gratuity Fund (PGF)		-	-	-	-	-	-	-	-	-
Retirement Gratuity (RG) and Terminal Leave (TL)		-	-	-	-	-	-	-	-	-
GAS - ADMIN		-	-	-	-	-	-	-	-	-
Total, Special Purpose Funds		-	-	-	-	-	-	-	-	-
PS		-	-	-	-	-	-	-	-	-
MOOE		-	-	-	-	-	-	-	-	-
CO		-	-	-	-	-	-	-	-	-
TOTAL, REGULAR AGENCY BUDGET		100,690,600.65	-	-	-	100,690,600.65	-	944,454,936.49	6,811,658.67	96,645,265.36
PS		48,704,902.10	-	-	-	48,704,902.10	-	322,374,978.30	2,634,619.60	-
MOOE		51,900,958.55	-	-	-	51,900,958.55	-	525,319,551.65	3,959,039.07	78,541,825.36
FINEX		-	-	-	-	-	-	-	-	-
CO		84,740.00	-	-	-	84,740.00	-	96,760,406.54	218,000.00	18,103,440.00
RECAPITULATION BY MFO:										
PROGRAM I										
PS		7,874,048.91	-	-	-	7,874,048.91	-	24,936,025.00	83,926.09	-
MOOE		1,345,579.93	-	-	-	1,345,579.93	-	47,630,997.05	-	-
FINEX		-	-	-	-	-	-	-	-	-
CO		-	-	-	-	-	-	-	-	-
		9,219,628.84	-	-	-	9,219,628.84	-	72,567,022.05	83,926.09	-
PROGRAM II										
PS		6,423,332.00	-	-	-	6,423,332.00	-	22,490,918.54	11,749.46	-
MOOE		1,038,093.91	-	-	-	1,038,093.91	-	36,334,446.49	-	665,000.00
FINEX		-	-	-	-	-	-	-	-	-
CO		-	-	-	-	-	-	-	-	-
		7,461,425.91	-	-	-	7,461,425.91	-	58,825,365.03	11,749.46	665,000.00
PROGRAM III										

CY 2022 STATEMENT OF APPROPRIATIONS, ALLOTMENTS,
As of March 31, 2022

Department : Department of Finance
Agency : BUREAU OF THE TREASURY
Operating Unit : CENTRAL
Organization Code : 11-005-00-00000
Funding Source Cod : ALL FUNDS_Cluster 01 (REGULAR AGENCY F

FAR No. 1 - CENTRAL_BTr RA	
X	Current Year Appropriations
	Supplemental Appropriations
X	Continuing Appropriations


PARTICULARS	UACS Code	CURRENT YEAR DISBURSEMENTS					BALANCES		Unpaid Obligations	
		1st Quarter	2nd Quarter	3rd Quarter	4th Quarter	TOTAL	Unreleased Appropriations	Unobligated Allotments	(15-20)	(23+24)
									Due and Demandable	Not Yet Due and Demandable
1	2	16	17	18	19	20 = 16:19	21=5-10	22=10-15	23	24
PS		9,322,380.51	-	-	-	9,322,380.51	-	154,484,005.49	50,614.00	-
MOOE		581,347.35	-	-	-	581,347.35	-	61,385,158.31	-	75,830.00
FINEX		-	-	-	-	-	-	-	-	-
CO		-	-	-	-	-	-	-	-	-
		9,903,727.86	-	-	-	9,903,727.86	-	215,869,163.80	50,614.00	75,830.00
GENERAL ADMINISTRATION AND SUPPORT										
PS		9,454,844.09	-	-	-	9,454,844.09	-	55,404,913.11	2,247,242.80	-
MOOE		20,035,906.64	-	-	-	20,035,906.64	-	93,131,280.96	455,680.14	26,579,400.60
FINEX		-	-	-	-	-	-	-	-	-
CO		-	-	-	-	-	-	7,235,277.00	-	2,765,000.00
		29,490,750.73	-	-	-	29,490,750.73	-	155,771,471.07	2,702,922.94	29,344,400.60
SUPPORT TO OPERATION										
PS		10,842,960.59	-	-	-	10,842,960.59	-	39,770,952.16	241,087.25	-
MOOE		28,900,030.72	-	-	-	28,900,030.72	-	286,837,668.84	3,503,358.93	51,221,594.76
FINEX		-	-	-	-	-	-	-	-	-
CO		84,740.00	-	-	-	84,740.00	-	89,525,129.54	218,000.00	15,338,440.00
		39,827,731.31	-	-	-	39,827,731.31	-	416,133,750.54	3,962,446.18	66,560,034.76
TOTAL (RLIP NOT INCLUDED)		95,903,264.65	-	-	-	95,903,264.65	-	919,166,772.49	6,811,658.67	96,645,265.36
PS		43,917,566.10	-	-	-	43,917,566.10	-	297,086,814.30	2,634,619.60	-
MOOE		51,900,958.55	-	-	-	51,900,958.55	-	525,319,551.65	3,959,039.07	78,541,825.36
FINEX		-	-	-	-	-	-	-	-	-
CO		84,740.00	-	-	-	84,740.00	-	96,760,406.54	218,000.00	18,103,440.00
E. SPECIAL ACCOUNT - FOREIGN ASSISTED FUND	04 1 04 161									
Automatic Appro. - Foreign Grants Fund_Germany										
MFO I : Cash Management	101003010000000									
Cash mgmt funding and investment of excess fund	101003010100000									
KfW-IDF assisted BTr Capacity Devt. Support										
MOOE		567,799.07				567,799.07	-	2,768,799.77	913,401.16	
CO		-				-	-	-	-	
TOTAL		567,799.07	-	-	-	567,799.07	-	2,768,799.77	913,401.16	-

CY 2022 STATEMENT OF APPROPRIATIONS, ALLOTMENTS,
As of March 31, 2022


Department : Department of Finance
Agency : BUREAU OF THE TREASURY
Operating Unit : CENTRAL
Organization Code : 11-005-00-00000
Funding Source Cod : ALL FUNDS_Cluster 01 (REGULAR AGENCY F


FAR No. 1 - CENTRAL_BT RA	
X	Current Year Appropriations
	Supplemental Appropriations
X	Continuing Appropriations

PARTICULARS	UACS Code	CURRENT YEAR DISBURSEMENTS					BALANCES		Unpaid Obligations	
		1st Quarter	2nd Quarter	3rd Quarter	4th Quarter	TOTAL	Unreleased Appropriations	Unobligated Allotments	(15-20)	(23+24)
									Due and Demandable	Not Yet Due and Demandable
1	2	16	17	18	19	20 = 16+19	21=5-10	22=10-15	23	24
OVERALL SUMMARY:										
Regular Agency Fund	01	100,690,600.65	-	-	-	100,690,600.65	-	944,454,936.49	6,811,658.87	96,645,265.36
PS		48,704,902.10	-	-	-	48,704,902.10	-	322,374,978.30	2,634,619.60	-
MOOE		51,900,958.55	-	-	-	51,900,958.55	-	525,319,551.65	3,959,039.07	78,541,825.36
FINEX		-	-	-	-	-	-	-	-	-
CO		84,740.00	-	-	-	84,740.00	-	96,760,406.54	218,000.00	18,103,440.00
Special Account - Foreign Assisted Fund	04	567,799.07	-	-	-	567,799.07	-	2,768,799.77	913,401.16	-
PS		-	-	-	-	-	-	-	-	-
MOOE		567,799.07	-	-	-	567,799.07	-	2,768,799.77	913,401.16	-
FINEX		-	-	-	-	-	-	-	-	-
CO		-	-	-	-	-	-	-	-	-
GRAND TOTAL, BTr RA		101,258,399.72	-	-	-	101,258,399.72	-	947,223,736.26	7,725,059.83	96,645,265.36
PS		48,704,902.10	-	-	-	48,704,902.10	-	322,374,978.30	2,634,619.60	-
MOOE		52,468,757.62	-	-	-	52,468,757.62	-	528,088,351.42	4,872,440.23	78,541,825.36
FINEX		-	-	-	-	-	-	-	-	-
CO		84,740.00	-	-	-	84,740.00	-	96,760,406.54	218,000.00	18,103,440.00

Certified correct:

CYNTHIA C. AGBIN
CTOO II, Bureau Budget Division


ROWENA R. GAMBA
ICO, Bureau Accounting Division

Recommended by:

MARITES B. MASARAP
Director III, Accounting Service

Approved by:

EDUARDO ANTHONY G. MARIÑO, III
OIC - Deputy Treasurer of the Philippines