


CY 2023 STATEMENT OF APPROPRIATIONS,  
ALLOTMENTS, OBLIGATIONS, DISBURSEMENTS AND  
BALANCES (SAAODB)

As of March 31, 2023

Department Department of Finance  
Agency BUREAU OF THE TREASURY  
Operating Unit CONSOLIDATED  
Organization Code 11-005-00-00000  
Funding Source Code ALL FUNDS\_Cluster 01 (REGULAR AGENCY FUND) and 03 (SPECIAL ACCOUNT - LOCALLY FUNDED)



FAR No. 1\_BT NG - OVERSIGHT\_ALGU

X	Current Year Appropriations
	Supplemental Appropriations
X	Continuing Appropriations
X	Automatic Appropriations
	Unprogrammed Appropriations

PARTICULARS	UACS Code	APPROPRIATIONS			ALLOTMENTS					CURRENT YEAR OBLIGATIONS				
		Authorized Appropriation	Adjustments	Adjusted Appropriation	Allotments received	Adjustments	Transf er To	Transf er From	Adjusted Total Allotments	1st Quarter	2nd Quarter	3rd Quarter	4th Quarter	TOTAL
1	2	3	4	5=3+4	6	7	8	9	10=6+7-8+9	11	12	13	14	15=11:14
BTr - NATIONAL GOVERNMENT - OVERSIGHT I. REGULAR AGENCY FUND A. NEW GENERAL APPROPRIATION A.I. Allocation to Local Government Units A.II Special Shares of LGU in the Proceeds of National Taxes, FY 2023 RA 11936 Operations: Program III_NG Accounting Prog.	01  01 1 01 252													
Release of Allotment to LGUs (ALGU)	330100100003000	1,372,233.00	-	1,372,233.00	1,372,233.00	-	-	-	1,372,233.00	1,372,231.05	-	-	-	1,372,231.05
Maintenance and Other Operating Exp.	50200000 00	1,372,233.00	-	1,372,233.00	1,372,233.00	-	-	-	1,372,233.00	1,372,231.05	-	-	-	1,372,231.05
Financial Assistance to LGUs	50214030 00	1,372,233.00	-	1,372,233.00	1,372,233.00	-	-	-	1,372,233.00	1,372,231.05	-	-	-	1,372,231.05
Regions: (No Breakdown)														
NCR			-	-	-				-					-
CAR			-	-	-				-					-
Region I			-	-	-				-					-
Region II			-	-	-				-					-
Region III			-	-	-				-					-
Region IV-A			-	-	-				-					-
Region IV-B			-	-	-				-					-
Region V		307,628.00	-	307,628.00	307,628.00				307,628.00	307,626.08				307,626.08
Region VI			-	-	-				-					-
Region VII			-	-	-				-					-
Region VIII			-	-	-				-					-
Region IX			-	-	-				-					-
Region X			-	-	-				-					-
Region XI		1,064,605.00	-	1,064,605.00	1,064,605.00				1,064,605.00	1,064,604.97				1,064,604.97
Region XII			-	-	-				-					-
Region XIII			-	-	-				-					-
A.VI. Regular Agency Fund, Pension and Gratuity Fund FY 2023 RA 11936 Operations: Program III_NG Accounting Prog.	01 1 01 407													
Release of Allotment to LGUs (ALGU)	330100100003000	6,142,586.00	-	6,142,586.00	6,142,586.00	-	-	-	6,142,586.00	4,180,353.98	-	-	-	4,180,353.98
Maintenance and Other Operating Exp.	50200000 00	6,142,586.00	-	6,142,586.00	6,142,586.00	-	-	-	6,142,586.00	4,180,353.98	-	-	-	4,180,353.98
Financial Assistance to LGUs	50214030 00	6,142,586.00	-	6,142,586.00	6,142,586.00	-	-	-	6,142,586.00	4,180,353.98	-	-	-	4,180,353.98
Regions:														
NCR			-	-	-				-					-
CAR		400,825.00	-	400,825.00	400,825.00				400,825.00	326,509.00				326,509.00



CY 2023 STATEMENT OF APPROPRIATIONS,  
ALLOTMENTS, OBLIGATIONS, DISBURSEMENTS AND  
BALANCES (SAAODB)

As of March 31, 2023

Department Department of Finance  
Agency BUREAU OF THE TREASURY  
Operating Unit CONSOLIDATED  
Organization Code 11-005-00-00000  
Funding Source Code ALL FUNDS\_Cluster 01 (REGULAR AGENCY FUND) and 03 (SPECIAL ACCOUNT - LOCALLY FUNDED)

FAR No. 1\_BTr NG - OVERSIGHT\_ALGU

X	Current Year Appropriations
	Supplemental Appropriations
X	Continuing Appropriations
X	Automatic Appropriations
	Unprogrammed Appropriations

PARTICULARS	UACS Code	APPROPRIATIONS			ALLOTMENTS				Adjusted Total Allotments	CURRENT YEAR OBLIGATIONS				
		Authorized Appropriation	Adjustments	Adjusted Appropriation	Allotments received	Adjustments	Transf er To	Transf er From		1st Quarter	2nd Quarter	3rd Quarter	4th Quarter	TOTAL
1	2	3	4	5=3+4	6	7	8	9	10=6+7-8+9	11	12	13	14	15=11+14
Region I		458,489.00	-	458,489.00	458,489.00				458,489.00					-
Region II		-	-	-	-				-					-
Region III		2,342,274.00	-	2,342,274.00	2,342,274.00				2,342,274.00	1,803,312.42				1,803,312.42
Region IV-A		278,901.00	-	278,901.00	278,901.00				278,901.00	116,998.29				116,998.29
Region IV-B		664,174.00	-	664,174.00	664,174.00				664,174.00					-
Region V		-	-	-	-				-					-
Region VI		686,233.00	-	686,233.00	686,233.00				686,233.00	686,232.25				686,232.25
Region VII		617,610.00	-	617,610.00	617,610.00				617,610.00	579,706.00				579,706.00
Region VIII		11,880.00	-	11,880.00	11,880.00				11,880.00					-
Region IX		192,980.00	-	192,980.00	192,980.00				192,980.00	192,980.00				192,980.00
Region X		-	-	-	-				-					-
Region XI		489,220.00	-	489,220.00	489,220.00				489,220.00	474,616.02				474,616.02
Region XII		-	-	-	-				-					-
Region XIII		-	-	-	-				-					-
Total, NEW GENERAL APPROPRIATION		7,514,819.00	-	7,514,819.00	7,514,819.00	-	-	-	7,514,819.00	5,552,585.03	-	-	-	5,552,585.03
PS		-	-	-	-	-	-	-	-	5,552,585.03	-	-	-	5,552,585.03
MOOE		7,514,819.00	-	7,514,819.00	7,514,819.00	-	-	-	7,514,819.00	-	-	-	-	-
FINEX		-	-	-	-	-	-	-	-	-	-	-	-	-
CO		-	-	-	-	-	-	-	-	-	-	-	-	-
B. CONTINUING, FY 2022 RA 11639	02													
B.I. Allocation to Local Government Units														
Local Government Support Fund	01 1 02 254													
Operations: Program III_NG Accounting Prog.														
Release of Allotment to LGUs (ALGU)	330100100003000	-	2.21	2.21	-	2.21	-	-	2.21	-	-	-	-	-
Maintenance and Other Operating Exp.	50200000 00	-	2.21	2.21	-	2.21	-	-	2.21	-	-	-	-	-
Financial Assistance to LGUs	50214030 00	-	2.21	2.21	-	2.21	-	-	2.21	-	-	-	-	-
Regions:														
NCR														
CAR			1.31	1.31	-	1.31			1.31					-
Region I														-
Region II														-
Region III														-
Region IV-A														-
Region IV-B														-
Region V														-



CY 2023 STATEMENT OF APPROPRIATIONS,  
ALLOTMENTS, OBLIGATIONS, DISBURSEMENTS AND  
BALANCES (SAAODB)

As of March 31, 2023

Department Department of Finance  
Agency BUREAU OF THE TREASURY  
Operating Unit CONSOLIDATED  
Organization Code 11-005-00-00000  
Funding Source Code ALL FUNDS\_Cluster 01 (REGULAR AGENCY FUND) and 03 (SPECIAL ACCOUNT - LOCALLY FUNDED)

FAR No. 1\_BTr NG - OVERSIGHT\_ALGU

X	Current Year Appropriations
	Supplemental Appropriations
X	Continuing Appropriations
X	Automatic Appropriations
	Unprogrammed Appropriations

PARTICULARS	UACS Code	APPROPRIATIONS			ALLOTMENTS					CURRENT YEAR OBLIGATIONS				
		Authorized Appropriation	Adjustments	Adjusted Appropriation	Allotments received	Adjustments	Transf er To	Transf er From	Adjusted Total Allotments	1st Quarter	2nd Quarter	3rd Quarter	4th Quarter	TOTAL
1	2	3	4	5=3+4	6	7	8	9	10=6+7-8+9	11	12	13	14	15=11:14
Region VI			0.90	0.90	-	0.90			0.90					-
Region VII			-	-	-				-					-
Region VIII			-	-	-				-					-
Region IX			-	-	-				-					-
Region X			-	-	-				-					-
Region XI			-	-	-				-					-
Region XII			-	-	-				-					-
Region XIII			-	-	-				-					-
B.II Special Shares of LGU in the Proceeds of National Taxes, FY 2022 RA 11639	01 1 02 252													
Operations: Program III_NG Accounting Prog.														
Release of Allotment to LGUs (ALGU)	330100100003000	-	14.76	14.76	-	14.76	-	-	14.76	-	-	-	-	-
Maintenance and Other Operating Exp.	50200000 00	-	14.76	14.76	-	14.76	-	-	14.76	-	-	-	-	-
Financial Assistance to LGUs	50214030 00	-	14.76	14.76	-	14.76	-	-	14.76	-	-	-	-	-
Regions:														
NCR			-	-	-	-			-					-
CAR			2.63	2.63	-	2.63			2.63					-
Region I			-	-	-	-			-					-
Region II			0.62	0.62	-	0.62			0.62					-
Region III			-	-	-	-			-					-
Region IV-A			-	-	-	-			-					-
Region IV-B			0.62	0.62	-	0.62			0.62					-
Region V			4.65	4.65	-	4.65			4.65					-
Region VI			-	-	-	-			-					-
Region VII			0.83	0.83	-	0.83			0.83					-
Region VIII			-	-	-	-			-					-
Region IX			-	-	-	-			-					-
Region X			-	-	-	-			-					-
Region XI			1.65	1.65	-	1.65			1.65					-
Region XII			1.44	1.44	-	1.44			1.44					-
Region XIII			2.32	2.32	-	2.32			2.32					-
B.III. Regular Agency Fund, Continuing Appro., RA 11639 (FY 2022 GAA)	01 1 02 257													
Operations: Program III_NG Accounting Prog.														
Release of Allotment to LGUs (ALGU)	330100100003000													



CY 2023 STATEMENT OF APPROPRIATIONS,  
ALLOTMENTS, OBLIGATIONS, DISBURSEMENTS AND  
BALANCES (SAAODB)

As of March 31, 2023

Department Department of Finance  
Agency BUREAU OF THE TREASURY  
Operating Unit CONSOLIDATED  
Organization Code 11-005-00-00000  
Funding Source Code ALL FUNDS\_Cluster 01 (REGULAR AGENCY FUND) and 03 (SPECIAL ACCOUNT - LOCALLY FUNDED)

FAR No. 1\_BTr NG - OVERSIGHT\_ALGU

X	Current Year Appropriations
	Supplemental Appropriations
X	Continuing Appropriations
X	Automatic Appropriations
	Unprogrammed Appropriations

PARTICULARS	UACS Code	APPROPRIATIONS			ALLOTMENTS					CURRENT YEAR OBLIGATIONS				
		Authorized Appropriation	Adjustments	Adjusted Appropriation	Allotments received	Adjustments	Transf er To	Transf er From	Adjusted Total Allotments	1st Quarter	2nd Quarter	3rd Quarter	4th Quarter	TOTAL
		3	4	5=3+4	6	7	8	9	10=6+7-8+9	11	12	13	14	15=11:14
Maintenance and Other Operating Exp. Organic Law for the BARMM BARMM	50200000 00	- - 3.57	3.57 3.57 3.57	3.57 3.57 3.57	- - -	3.57 3.57 3.57	- - -	- - -	3.57 3.57 3.57	- - -	- - -	- - -	- - -	- - -
B.IV Pension and Gratuity Fund, Continuing Appropriations, FY 2022 RA 11639	01 1 02 407													
Operations: Program III_NG Accounting Prog.	330100100003000	-	6.37	6.37	-	6.37	-	-	6.37	-	-	-	-	-
Release of Allotment to LGUs (ALGU)		-	6.37	6.37	-	6.37	-	-	6.37	-	-	-	-	-
Maintenance and Other Operating Exp.	50200000 00	-	6.37	6.37	-	6.37	-	-	6.37	-	-	-	-	-
Financial Assistance to LGUs	50214030 00	-			-			-						-
Regions:														
NCR														
CAR			0.80	0.80		0.80			0.80					
Region I														
Region II			0.98	0.98		0.98			0.98					
Region III			2.33	2.33		2.33			2.33					
Region IV-A			1.26	1.26		1.26			1.26					
Region IV-B														
Region V														
Region VI			0.33	0.33		0.33			0.33					
Region VII			0.04	0.04		0.04			0.04					
Region VIII			0.20	0.20		0.20			0.20					
Region IX														
Region X														
Region XI			0.43	0.43		0.43			0.43					
Region XII														
Region XIII														
Total, CONTINUING APPROPRIATION		-	26.91	26.91	-	26.91	-	-	26.91	-	-	-	-	-
PS														
MOOE		-	26.91	26.91	-	26.91	-	-	26.91	-	-	-	-	-
FINEX														
CO														
D. AUTOMATIC APPROPRIATIONS														



CY 2023 STATEMENT OF APPROPRIATIONS,  
ALLOTMENTS, OBLIGATIONS, DISBURSEMENTS AND  
BALANCES (SAAODB)

As of March 31, 2023

Department Department of Finance  
Agency BUREAU OF THE TREASURY  
Operating Unit CONSOLIDATED  
Organization Code 11-005-00-00000  
Funding Source Code ALL FUNDS\_Cluster 01 (REGULAR AGENCY FUND) and 03 (SPECIAL ACCOUNT - LOCALLY FUNDED)

FAR No. 1\_BTr NG - OVERSIGHT\_ALGU

X	Current Year Appropriations
	Supplemental Appropriations
X	Continuing Appropriations
X	Automatic Appropriations
	Unprogrammed Appropriations

PARTICULARS	UACS Code	APPROPRIATIONS			ALLOTMENTS					CURRENT YEAR OBLIGATIONS				
		Authorized Appropriation	Adjustments	Adjusted Appropriation	Allotments received	Adjustments	Transf er To	Transf er From	Adjusted Total Allotments	1st Quarter	2nd Quarter	3rd Quarter	4th Quarter	TOTAL
		3	4	5=3+4	6	7	8	9	10=6+7-8+9	11	12	13	14	15=11+14
1	2	3	4	5=3+4	6	7	8	9	10=6+7-8+9	11	12	13	14	15=11+14
D.I. Regular Agency, Automatic Appropriation, Bangsamoro Autonomous Region in Muslim Mindanao (BARMM) Operations: Program III_NG Accounting Prog. Release of Allotment to LGUs (ALGU) Maintenance and Other Operating Exp. Financial Assistance to LGUs BARMM	01 1 04 257  330100100003000 50200000 00 50214060 00	  <u>16,188,875,250.00</u> <u>16,188,875,250.00</u> 16,188,875,250.00	  - - -	  <u>16,188,875,250.00</u> <u>16,188,875,250.00</u> 16,188,875,250.00	  <u>16,188,875,250.00</u> <u>16,188,875,250.00</u> 16,188,875,250.00	  - - -	  - - -	  - - -	  <u>16,188,875,250.00</u> <u>16,188,875,250.00</u> 16,188,875,250.00	  <u>16,188,875,250.00</u> <u>16,188,875,250.00</u> 16,188,875,250.00	  - - -	  - - -	  - - -	  <u>16,188,875,250.00</u> <u>16,188,875,250.00</u> 16,188,875,250.00
D.II. Regular Agency Fund, Automatic Appropriations, National Tax Allotment	01 1 04 258													
Operations: Program III_NG Accounting Prog. Release of Allotment to LGUs (ALGU) Maintenance and Other Operating Exp. National Tax Allotment (NTA) Regions: NCR CAR Region I Region II Region III Region IV-A Region IV-B Region V Region VI Region VII Region VIII Region IX Region X Region XI Region XII Region XIII BARMM	330100100003000 50200000 00 50214060 00	  <u>820,268,928,000.00</u> <u>820,268,928,000.00</u> <u>820,268,928,000.00</u> 49,463,285,647.00 24,560,076,885.00 43,546,668,725.00 41,542,369,028.00 79,850,638,466.00 97,047,726,899.00 35,633,728,224.00 49,292,636,238.00 64,565,815,211.00 57,968,819,730.00 49,117,766,830.00 33,107,163,109.00 43,826,426,469.00 39,630,837,648.00 35,023,173,102.00 31,820,170,974.00 44,271,624,815.00	  -	  <u>820,268,928,000.00</u> <u>820,268,928,000.00</u> <u>820,268,928,000.00</u> 49,463,285,647.00 24,560,076,885.00 43,546,668,725.00 41,542,369,028.00 79,850,638,466.00 97,047,726,899.00 35,633,728,224.00 49,292,636,238.00 64,565,815,211.00 57,968,819,730.00 49,117,766,830.00 33,107,163,109.00 43,826,426,469.00 39,630,837,648.00 35,023,173,102.00 31,820,170,974.00 44,271,624,815.00	  <u>820,268,928,000.00</u> <u>820,268,928,000.00</u> <u>820,268,928,000.00</u> 49,463,285,647.00 24,560,076,885.00 43,546,668,725.00 41,542,369,028.00 79,850,638,466.00 97,047,726,899.00 35,633,728,224.00 49,292,636,238.00 64,565,815,211.00 57,968,819,730.00 49,117,766,830.00 33,107,163,109.00 43,826,426,469.00 39,630,837,648.00 35,023,173,102.00 31,820,170,974.00 44,271,624,815.00	  -	  - - - - - - - - - - - - - - - - - - -	  <u>820,268,928,000.00</u> <u>820,268,928,000.00</u> <u>820,268,928,000.00</u> 49,461,531,261.00 24,558,519,758.00 43,546,668,725.00 41,542,369,028.00 79,850,638,466.00 97,047,726,899.00 35,633,728,224.00 49,292,636,238.00 64,565,815,211.00 57,968,819,730.00 49,117,766,830.00 33,107,163,109.00 43,826,426,469.00 39,630,837,648.00 35,023,173,102.00 31,820,170,974.00 44,271,624,815.00	  <u>820,265,616,487.00</u> <u>820,265,616,487.00</u> <u>820,265,616,487.00</u> 49,461,531,261.00 24,558,519,758.00 43,546,668,725.00 41,542,369,028.00 79,850,638,466.00 97,047,726,899.00 35,633,728,224.00 49,292,636,238.00 64,565,815,211.00 57,968,819,730.00 49,117,766,830.00 33,107,163,109.00 43,826,426,469.00 39,630,837,648.00 35,023,173,102.00 31,820,170,974.00 44,271,624,815.00	  - - - - - - - - - - - - - - - - - - -	  - - - - - - - - - - - - - - - - - - -	  <u>820,265,616,487.00</u> <u>820,265,616,487.00</u> <u>820,265,616,487.00</u> 49,461,531,261.00 24,558,519,758.00 43,546,668,725.00 41,542,369,028.00 79,850,638,466.00 97,047,726,899.00 35,633,728,224.00 49,292,636,238.00 64,565,815,211.00 57,968,819,730.00 49,117,766,830.00 33,107,163,109.00 43,826,426,469.00 39,630,837,648.00 35,023,173,102.00 31,820,170,974.00 44,271,624,815.00		
Total, AUTOMATIC APPROPRIATION		836,457,803,250.00	-	836,457,803,250.00	836,457,803,250.00	-	-	-	836,457,803,250.00	836,454,491,737.00	-	-	-	836,454,491,737.00
PS			-	-	-	-	-	-	-	836,454,491,737.00	-	-	-	-
MOOE		836,457,803,250.00	-	836,457,803,250.00	836,457,803,250.00	-	-	-	836,457,803,250.00	-	-	-	-	836,454,491,737.00
FINEX			-	-	-	-	-	-	-	-	-	-	-	-



CY 2023 STATEMENT OF APPROPRIATIONS,  
ALLOTMENTS, OBLIGATIONS, DISBURSEMENTS AND  
BALANCES (SAAODB)

As of March 31, 2023

Department Department of Finance  
Agency BUREAU OF THE TREASURY  
Operating Unit CONSOLIDATED  
Organization Code 11-005-00-00000  
Funding Source Code ALL FUNDS\_Cluster 01 (REGULAR AGENCY FUND) and 03 (SPECIAL ACCOUNT - LOCALLY FUNDED)

FAR No. 1\_BT NG - OVERSIGHT\_ALGU

X	Current Year Appropriations
	Supplemental Appropriations
X	Continuing Appropriations
X	Automatic Appropriations
	Unprogrammed Appropriations

PARTICULARS	UACS Code	APPROPRIATIONS			ALLOTMENTS					CURRENT YEAR OBLIGATIONS				
		Authorized Appropriation	Adjustments	Adjusted Appropriation	Allotments received	Adjustments	Transf er To	Transf er From	Adjusted Total Allotments	1st Quarter	2nd Quarter	3rd Quarter	4th Quarter	TOTAL
		3	4	5=3+4	6	7	8	9	10=6+7-8+9	11	12	13	14	15=11:14
1	2	3	4	5=3+4	6	7	8	9	10=6+7-8+9	11	12	13	14	15=11:14
CO				-					-					-
RECAPITULATION BY MFO:														
PROGRAM III														
PS		-	-	-	-	-	-	-	-	-	-	-	-	-
MOOE		836,465,318,069.00	26.91	836,465,318,095.91	836,465,318,069.00	26.91	-	-	836,465,318,095.91	836,460,044,322.03	-	-	-	836,460,044,322.03
FINEX		-	-	-	-	-	-	-	-	-	-	-	-	-
CO		-	-	-	-	-	-	-	-	-	-	-	-	-
		836,465,318,069.00	26.91	836,465,318,095.91	836,465,318,069.00	26.91	-	-	836,465,318,095.91	836,460,044,322.03	-	-	-	836,460,044,322.03
GRAND TOTAL		836,465,318,069.00	26.91	836,465,318,095.91	836,465,318,069.00	26.91	-	-	836,465,318,095.91	836,460,044,322.03	-	-	-	836,460,044,322.03
PS		-	-	-	-	-	-	-	-	-	-	-	-	-
MOOE		836,465,318,069.00	26.91	836,465,318,095.91	836,465,318,069.00	26.91	-	-	836,465,318,095.91	836,460,044,322.03	-	-	-	836,460,044,322.03
FINEX		-	-	-	-	-	-	-	-	-	-	-	-	-
CO		-	-	-	-	-	-	-	-	-	-	-	-	-
OVERALL SUMMARY:														
I. REGULAR AGENCY FUND														
New General Appropriation	01	7,514,819.00	-	7,514,819.00	7,514,819.00	-	-	-	7,514,819.00	5,552,585.03	-	-	-	5,552,585.03
PS		-	-	-	-	-	-	-	-	-	-	-	-	-
MOOE		7,514,819.00	-	7,514,819.00	7,514,819.00	-	-	-	7,514,819.00	5,552,585.03	-	-	-	5,552,585.03
FINEX		-	-	-	-	-	-	-	-	-	-	-	-	-
CO		-	-	-	-	-	-	-	-	-	-	-	-	-
Continuing Appropriation	02	-	26.91	26.91	-	26.91	-	-	26.91	-	-	-	-	-
PS		-	-	-	-	-	-	-	-	-	-	-	-	-
MOOE		-	26.91	26.91	-	26.91	-	-	26.91	-	-	-	-	-
FINEX		-	-	-	-	-	-	-	-	-	-	-	-	-
CO		-	-	-	-	-	-	-	-	-	-	-	-	-
Automatic Appropriation	04	836,457,803,250.00	-	836,457,803,250.00	836,457,803,250.00	-	-	-	836,457,803,250.00	836,454,491,737.00	-	-	-	836,454,491,737.00
PS		-	-	-	-	-	-	-	-	-	-	-	-	-



CY 2023 STATEMENT OF APPROPRIATIONS,  
ALLOTMENTS, OBLIGATIONS, DISBURSEMENTS AND  
BALANCES (SAAODB)

As of March 31, 2023

Department Department of Finance  
Agency BUREAU OF THE TREASURY  
Operating Unit CONSOLIDATED  
Organization Code 11-005-00-00000  
Funding Source Code ALL FUNDS\_Cluster 01 (REGULAR AGENCY FUND) and 03 (SPECIAL ACCOUNT - LOCALLY FUNDED)

FAR No. 1\_BTr NG - OVERSIGHT\_ALGU

X	Current Year Appropriations
	Supplemental Appropriations
X	Continuing Appropriations
X	Automatic Appropriations
	Unprogrammed Appropriations

PARTICULARS	UACS Code	APPROPRIATIONS			ALLOTMENTS					CURRENT YEAR OBLIGATIONS				
		Authorized Appropriation	Adjustments	Adjusted Appropriation	Allotments received	Adjustments	Transf er To	Transf er From	Adjusted Total Allotments	1st Quarter	2nd Quarter	3rd Quarter	4th Quarter	TOTAL
1	2	3	4	5=3+4	6	7	8	9	10=6+7-8+9	11	12	13	14	15=11:14
MOOE		836,457,803,250.00	-	836,457,803,250.00	836,457,803,250.00	-	-	-	836,457,803,250.00	836,454,491,737.00	-	-	-	836,454,491,737.00
FINEX		-	-	-	-	-	-	-	-	-	-	-	-	-
CO		-	-	-	-	-	-	-	-	-	-	-	-	-
GRAND TOTAL		836,465,318,069.00	26.91	836,465,318,095.91	836,465,318,069.00	26.91	-	-	836,465,318,095.91	836,460,044,322.03	-	-	-	836,460,044,322.03
PS		-	-	-	-	-	-	-	-	-	-	-	-	-
MOOE		836,465,318,069.00	26.91	836,465,318,095.91	836,465,318,069.00	26.91	-	-	836,465,318,095.91	836,460,044,322.03	-	-	-	836,460,044,322.03
FINEX		-	-	-	-	-	-	-	-	-	-	-	-	-
CO		-	-	-	-	-	-	-	-	-	-	-	-	-
			0.00	-	-	0.00	-	-	-	-	-	-	-	-



CY 2023 STATEMENT OF APPROPRIATIONS,  
ALLOTMENTS, OBLIGATIONS, DISBURSEMENTS AND  
BALANCES (SAAODB)

As of March 31, 2023

Department Department of Finance  
Agency BUREAU OF THE TREASURY  
Operating Unit CONSOLIDATED  
Organization Code 11-005-00-00000  
Funding Source Code ALL FUNDS\_Cluster 01 (REGULAR AGENCY FUND) and 03 (SPECIAL ACC

X	Current Year Appropriations
	Supplemental Appropriations
X	Continuing Appropriations
X	Automatic Appropriations
	Unprogrammed Appropriations

FAR No. 1\_BTTr NG - OVERSIGHT\_ALGU

PARTICULARS	UACS Code	CURRENT YEAR DISBURSEMENTS					BALANCES			
		1st Quarter	2nd Quarter	3rd Quarter	4th Quarter	TOTAL	Unreleased Appropriations	Unobligated Allotments	Unpaid Obligations	
									(15-20)	(23+24)
									Due and Demandable	Not Yet Due and Demandable
1	2	16	17	18	19	20 = 16:19	21=5-10	22=10-15	23	24
BTr - NATIONAL GOVERNMENT - OVERSIGHT										
I. REGULAR AGENCY FUND										
A. NEW GENERAL APPROPRIATION	01									
A.I. Allocation to Local Government Units										
A.II Special Shares of LGU in the Proceeds of National Taxes, FY 2023 RA 11936	01 1 01 252									
Operations: Program III_NG Accounting Prog.						1,372,231.05	-	1.95	-	-
Release of Allotment to LGUs (ALGU)	330100100003000	1,372,231.05	-	-	-	1,372,231.05	-	1.95	-	-
Maintenance and Other Operating Exp.	50200000 00	1,372,231.05	-	-	-	1,372,231.05	-	1.95	-	-
Financial Assistance to LGUs	50214030 00	1,372,231.05	-	-	-	-	-	-	-	-
Regions: (No Breakdown)						-	-	-	-	-
NCR		-				-	-	-	-	-
CAR		-				-	-	-	-	-
Region I		-				-	-	-	-	-
Region II		-				-	-	-	-	-
Region III		-				-	-	-	-	-
Region IV-A		-				-	-	-	-	-
Region IV-B		-				-	-	1.92	-	-
Region V		307,626.08				307,626.08	-	-	-	-
Region VI		-				-	-	-	-	-
Region VII		-				-	-	-	-	-
Region VIII		-				-	-	-	-	-
Region IX		-				-	-	-	-	-
Region X		-				-	-	-	-	-
Region XI		1,064,604.97				1,064,604.97	-	0.03	-	-
Region XII		-				-	-	-	-	-
Region XIII		-				-	-	-	-	-
A.VI. Regular Agency Fund, Pension and Gratuity Fund FY 2023 RA 11936	01 1 01 407									
Operations: Program III_NG Accounting Prog.						4,180,353.98	-	1,962,232.02	-	-
Release of Allotment to LGUs (ALGU)	330100100003000	4,180,353.98	-	-	-	4,180,353.98	-	1,962,232.02	-	-
Maintenance and Other Operating Exp.	50200000 00	4,180,353.98	-	-	-	4,180,353.98	-	1,962,232.02	-	-
Financial Assistance to LGUs	50214030 00	4,180,353.98	-	-	-	-	-	-	-	-
Regions:						-	-	-	-	-
NCR		-				-	-	-	-	-
CAR		326,509.00				326,509.00	-	74,316.00	-	-



CY 2023 STATEMENT OF APPROPRIATIONS,  
ALLOTMENTS, OBLIGATIONS, DISBURSEMENTS AND  
BALANCES (SAAODB)

As of March 31, 2023

Department Department of Finance  
Agency BUREAU OF THE TREASURY  
Operating Unit CONSOLIDATED  
Organization Code 11-005-00-00000  
Funding Source Code ALL FUNDS\_Cluster 01 (REGULAR AGENCY FUND) and 03 (SPECIAL ACC

X
X
X

FAR No. 1\_BT NG - OVERSIGHT\_ALGU

Current Year Appropriations  
Supplemental Appropriations  
Continuing Appropriations  
Automatic Appropriations  
Unprogrammed Appropriations

PARTICULARS	UACS Code	CURRENT YEAR DISBURSEMENTS					BALANCES			
		1st Quarter	2nd Quarter	3rd Quarter	4th Quarter	TOTAL	Unreleased Appropriations	Unobligated Allotments	Unpaid Obligations	
									(15-20)	(23+24)
									Due and Demandable	Not Yet Due and Demandable
1	2	16	17	18	19	20 = 16:19	21=5-10	22=10-15	23	24
Region I		-				-	-	458,489.00	-	-
Region II		-				-	-	-	-	-
Region III		1,803,312.42				1,803,312.42	-	538,961.58	-	-
Region IV-A		116,998.29				116,998.29	-	161,902.71	-	-
Region IV-B		-				-	-	664,174.00	-	-
Region V		-				-	-	-	-	-
Region VI		686,232.25				686,232.25	-	0.75	-	-
Region VII		579,706.00				579,706.00	-	37,904.00	-	-
Region VIII		-				-	-	11,880.00	-	-
Region IX		192,980.00				192,980.00	-	-	-	-
Region X		-				-	-	-	-	-
Region XI		474,616.02				474,616.02	-	14,603.98	-	-
Region XII		-				-	-	-	-	-
Region XIII		-				-	-	-	-	-
Total, NEW GENERAL APPROPRIATION		5,552,585.03	-	-	-	5,552,585.03	-	1,962,233.97	-	-
PS		-	-	-	-	-	-	-	-	-
MOOE		5,552,585.03	-	-	-	5,552,585.03	-	1,962,233.97	-	-
FINEX		-	-	-	-	-	-	-	-	-
CO		-	-	-	-	-	-	-	-	-
B. CONTINUING, FY 2022 RA 11639	02									
B.I. Allocation to Local Government Units										
Local Government Support Fund	01 1 02 254									
Operations: Program III_NG Accounting Prog.								2.21		
Release of Allotment to LGUs (ALGU)	330100100003000							2.21		
Maintenance and Other Operating Exp.	50200000 00							2.21		
Financial Assistance to LGUs	50214030 00									
Regions:										
NCR								1.31		
CAR										
Region I										
Region II										
Region III										
Region IV-A										
Region IV-B										
Region V										



CY 2023 STATEMENT OF APPROPRIATIONS,  
ALLOTMENTS, OBLIGATIONS, DISBURSEMENTS AND  
BALANCES (SAAODB)

As of March 31, 2023

Department Department of Finance  
Agency BUREAU OF THE TREASURY  
Operating Unit CONSOLIDATED  
Organization Code 11-005-00-00000  
Funding Source Code ALL FUNDS\_Cluster 01 (REGULAR AGENCY FUND) and 03 (SPECIAL ACC

X
X
X

FAR No. 1\_BT NG - OVERSIGHT\_ALGU

Current Year Appropriations  
Supplemental Appropriations  
Continuing Appropriations  
Automatic Appropriations  
Unprogrammed Appropriations

PARTICULARS	UACS Code	CURRENT YEAR DISBURSEMENTS					BALANCES			
		1st Quarter	2nd Quarter	3rd Quarter	4th Quarter	TOTAL	Unreleased Appropriations	Unobligated Allotments	Unpaid Obligations	
									(15-20)	(23+24)
									Due and Demandable	Not Yet Due and Demandable
1	2	16	17	18	19	20 = 16:19	21=5-10	22=10-15	23	24
Region VI						-	-	0.90	-	-
Region VII						-	-	-	-	-
Region VIII						-	-	-	-	-
Region IX						-	-	-	-	-
Region X						-	-	-	-	-
Region XI						-	-	-	-	-
Region XII						-	-	-	-	-
Region XIII						-	-	-	-	-
B.II Special Shares of LGU in the Proceeds of National Taxes, FY 2022 RA 11639	01 1 02 252									
Operations: Program III_NG Accounting Prog.						-	-	14.76	-	-
Release of Allotment to LGUs (ALGU)	330100100003000	-	-	-	-	-	-	14.76	-	-
Maintenance and Other Operating Exp.	50200000 00	-	-	-	-	-	-	14.76	-	-
Financial Assistance to LGUs	50214030 00	-	-	-	-	-	-	-	-	-
Regions:						-	-	-	-	-
NCR						-	-	2.63	-	-
CAR						-	-	-	-	-
Region I						-	-	0.62	-	-
Region II						-	-	-	-	-
Region III						-	-	-	-	-
Region IV-A						-	-	0.62	-	-
Region IV-B						-	-	4.65	-	-
Region V						-	-	-	-	-
Region VI						-	-	0.83	-	-
Region VII						-	-	-	-	-
Region VIII						-	-	-	-	-
Region IX						-	-	-	-	-
Region X						-	-	1.65	-	-
Region XI						-	-	1.44	-	-
Region XII						-	-	2.32	-	-
Region XIII						-	-	-	-	-
B.III. Regular Agency Fund, Continuing Appro., RA 11639 (FY 2022 GAA)	01 1 02 257									
Operations: Program III_NG Accounting Prog.										
Release of Allotment to LGUs (ALGU)	330100100003000									



CY 2023 STATEMENT OF APPROPRIATIONS,  
ALLOTMENTS, OBLIGATIONS, DISBURSEMENTS AND  
BALANCES (SAAODB)  
As of March 31, 2023

Department Department of Finance  
Agency BUREAU OF THE TREASURY  
Operating Unit CONSOLIDATED  
Organization Code 11-005-00-00000  
Funding Source Code ALL FUNDS\_Cluster 01 (REGULAR AGENCY FUND) and 03 (SPECIAL ACC

X
X
X

FAR No. 1\_BTr NG - OVERSIGHT\_ALGU

Current Year Appropriations  
Supplemental Appropriations  
Continuing Appropriations  
Automatic Appropriations  
Unprogrammed Appropriations

PARTICULARS	UACS Code	CURRENT YEAR DISBURSEMENTS					BALANCES			
		1st Quarter	2nd Quarter	3rd Quarter	4th Quarter	TOTAL	Unreleased Appropriations	Unobligated Allotments	Unpaid Obligations	
									(15-20)	(23+24)
									Due and Demandable	Not Yet Due and Demandable
1	2	16	17	18	19	20 = 16+19	21=5-10	22=10-15	23	24
Maintenance and Other Operating Exp.	50200000 00	-	-	-	-	-	-	3.57	-	-
Organic Law for the BARMM		-	-	-	-	-	-	3.57	-	-
BARMM						-	-	3.57	-	-
B.IV Pension and Gratuity Fund, Continuing Appropriations, FY 2022 RA 11639	01 1 02 407									
Operations: Program III_NG Accounting Prog.										
Release of Allotment to LGUs (ALGU)	330100100003000	-	-	-	-	-	-	6.37	-	-
Maintenance and Other Operating Exp.	50200000 00	-	-	-	-	-	-	6.37	-	-
Financial Assistance to LGUs	50214030 00	-	-	-	-	-	-	6.37	-	-
Regions:							-	-	-	-
NCR						-	-	-	-	-
CAR						-	-	0.80	-	-
Region I						-	-	-	-	-
Region II						-	-	0.98	-	-
Region III						-	-	2.33	-	-
Region IV-A						-	-	1.26	-	-
Region IV-B						-	-	-	-	-
Region V						-	-	-	-	-
Region VI						-	-	0.33	-	-
Region VII						-	-	0.04	-	-
Region VIII						-	-	0.20	-	-
Region IX						-	-	-	-	-
Region X						-	-	-	-	-
Region XI						-	-	0.43	-	-
Region XII						-	-	-	-	-
Region XIII						-	-	-	-	-
Total, CONTINUING APPROPRIATION		-	-	-	-	-	-	26.91	-	-
PS						-	-	-	-	-
MOOE		-	-	-	-	-	-	26.91	-	-
FINEX						-	-	-	-	-
CO						-	-	-	-	-
D. AUTOMATIC APPROPRIATIONS										



CY 2023 STATEMENT OF APPROPRIATIONS,  
ALLOTMENTS, OBLIGATIONS, DISBURSEMENTS AND  
BALANCES (SAAODB)

As of March 31, 2023

Department Department of Finance  
Agency BUREAU OF THE TREASURY  
Operating Unit CONSOLIDATED  
Organization Code 11-005-00-00000  
Funding Source Code ALL FUNDS\_Cluster 01 (REGULAR AGENCY FUND) and 03 (SPECIAL ACC

FAR No. 1\_BT NG - OVERSIGHT\_ALGU

X	Current Year Appropriations
	Supplemental Appropriations
X	Continuing Appropriations
X	Automatic Appropriations
	Unprogrammed Appropriations

PARTICULARS	UACS Code	CURRENT YEAR DISBURSEMENTS					BALANCES			
		1st Quarter	2nd Quarter	3rd Quarter	4th Quarter	TOTAL	Unreleased Appropriations	Unobligated Allotments	Unpaid Obligations	
									(15-20)	(23+24)
									Due and Demandable	Not Yet Due and Demandable
1	2	16	17	18	19	20 = 16:19	21=5-10	22=10-15	23	24
D.I. Regular Agency, Automatic Appropriation, Bangsamoro Autonomous Region in Muslim Mindanao (BARM)	01 1 04 257									
Operations: Program III_NG Accounting Prog.	330100100003000									
Release of Allotment to LGUs (ALGU)	50200000 00	16,188,875,250.00	-	-	-	16,188,875,250.00	-	-	-	-
Maintenance and Other Operating Exp.	50214060 00	16,188,875,250.00	-	-	-	16,188,875,250.00	-	-	-	-
Financial Assistance to LGUs		16,188,875,250.00				16,188,875,250.00	-	-	-	-
BARM										
D.II. Regular Agency Fund, Automatic Appropriations, National Tax Allotment	01 1 04 258									
Operations: Program III_NG Accounting Prog.	330100100003000									
Release of Allotment to LGUs (ALGU)	50200000 00	205,066,409,421.00	-	-	-	205,066,409,421.00	-	3,311,513.00	-	615,199,207,066.00
Maintenance and Other Operating Exp.	50214060 00	205,066,409,421.00	-	-	-	205,066,409,421.00	-	3,311,513.00	-	615,199,207,066.00
National Tax Allotment (NTA)		205,066,409,421.00	-	-	-	205,066,409,421.00	-	3,311,513.00	-	615,199,207,066.00
Regions:										
NCR		12,365,383,062.00				12,365,383,062.00	-	1,754,386.00	-	37,096,148,199.00
CAR		6,139,630,077.00				6,139,630,077.00	-	1,557,127.00	-	18,418,889,681.00
Region I		10,886,667,612.00				10,886,667,612.00	-	-	-	32,660,001,113.00
Region II		10,385,592,501.00				10,385,592,501.00	-	-	-	31,156,776,527.00
Region III		19,962,660,093.00				19,962,660,093.00	-	-	-	59,887,978,373.00
Region IV-A		24,261,932,181.00				24,261,932,181.00	-	-	-	72,785,794,718.00
Region IV-B		8,908,432,161.00				8,908,432,161.00	-	-	-	26,725,296,063.00
Region V		12,323,159,463.00				12,323,159,463.00	-	-	-	36,969,476,775.00
Region VI		16,141,454,481.00				16,141,454,481.00	-	-	-	48,424,360,730.00
Region VII		14,492,205,318.00				14,492,205,318.00	-	-	-	43,476,614,412.00
Region VIII		12,279,442,116.00				12,279,442,116.00	-	-	-	36,838,324,714.00
Region IX		8,276,791,032.00				8,276,791,032.00	-	-	-	24,830,372,077.00
Region X		10,956,606,882.00				10,956,606,882.00	-	-	-	32,869,819,587.00
Region XI		9,907,709,565.00				9,907,709,565.00	-	-	-	29,723,128,083.00
Region XII		8,755,793,433.00				8,755,793,433.00	-	-	-	26,267,379,669.00
Region XIII		7,955,042,943.00				7,955,042,943.00	-	-	-	23,865,128,031.00
BARM		11,067,906,501.00				11,067,906,501.00	-	-	-	33,203,718,314.00
Total, AUTOMATIC APPROPRIATION		221,255,284,671.00	-	-	-	221,255,284,671.00	-	3,311,513.00	-	615,199,207,066.00
PS							-	-	-	-
MOOE		221,255,284,671.00	-	-	-	221,255,284,671.00	-	3,311,513.00	-	615,199,207,066.00
FINEX							-	-	-	-



CY 2023 STATEMENT OF APPROPRIATIONS,  
ALLOTMENTS, OBLIGATIONS, DISBURSEMENTS AND  
BALANCES (SAAODB)

As of March 31, 2023

Department Department of Finance  
Agency BUREAU OF THE TREASURY  
Operating Unit CONSOLIDATED  
Organization Code 11-005-00-00000  
Funding Source Code ALL FUNDS\_Cluster 01 (REGULAR AGENCY FUND) and 03 (SPECIAL ACC

FAR No. 1\_BTTr NG - OVERSIGHT\_ALGU

X	Current Year Appropriations
	Supplemental Appropriations
X	Continuing Appropriations
X	Automatic Appropriations
	Unprogrammed Appropriations

PARTICULARS	UACS Code	CURRENT YEAR DISBURSEMENTS					BALANCES			
		1st Quarter	2nd Quarter	3rd Quarter	4th Quarter	TOTAL	Unreleased Appropriations	Unobligated Allotments	Unpaid Obligations	
									(15-20)	(23+24)
									Due and Demandable	Not Yet Due and Demandable
1	2	16	17	18	19	20 = 16:19	21=5-10	22=10-15	23	24
CO						-	-	-	-	-
RECAPITULATION BY MFO:										
PROGRAM III										
PS		-	-	-	-	-	-	-	-	-
MOOE		221,260,837,256.03	-	-	-	221,260,837,256.03	-	5,273,773.88	-	615,199,207,066.00
FINEX		-	-	-	-	-	-	-	-	-
CO		-	-	-	-	-	-	-	-	-
		221,260,837,256.03	-	-	-	221,260,837,256.03	-	5,273,773.88	-	615,199,207,066.00
GRAND TOTAL		221,260,837,256.03	-	-	-	221,260,837,256.03	-	5,273,773.88	-	615,199,207,066.00
PS		-	-	-	-	-	-	-	-	-
MOOE		221,260,837,256.03	-	-	-	221,260,837,256.03	-	5,273,773.88	-	615,199,207,066.00
FINEX		-	-	-	-	-	-	-	-	-
CO		-	-	-	-	-	-	-	-	-
OVERALL SUMMARY:										
I. REGULAR AGENCY FUND										
New General Appropriation	01	5,552,585.03	-	-	-	5,552,585.03	-	1,962,233.97	-	-
PS		-	-	-	-	-	-	-	-	-
MOOE		5,552,585.03	-	-	-	5,552,585.03	-	1,962,233.97	-	-
FINEX		-	-	-	-	-	-	-	-	-
CO		-	-	-	-	-	-	-	-	-
Continuing Appropriation	02	-	-	-	-	-	-	26.91	-	-
PS		-	-	-	-	-	-	-	-	-
MOOE		-	-	-	-	-	-	26.91	-	-
FINEX		-	-	-	-	-	-	-	-	-
CO		-	-	-	-	-	-	-	-	-
Automatic Appropriation	04	221,255,284,671.00	-	-	-	221,255,284,671.00	-	3,311,513.00	-	615,199,207,066.00
PS		-	-	-	-	-	-	-	-	-



CY 2023 STATEMENT OF APPROPRIATIONS,  
ALLOTMENTS, OBLIGATIONS, DISBURSEMENTS AND  
BALANCES (SAAODB)

As of March 31, 2023


Department Department of Finance  
Agency BUREAU OF THE TREASURY  
Operating Unit CONSOLIDATED  
Organization Code 11-005-00-00000  
Funding Source Code ALL FUNDS\_Cluster 01 (REGULAR AGENCY FUND) and 03 (SPECIAL ACC

FAR No. 1\_BT NG - OVERSIGHT\_ALGU

X	Current Year Appropriations
	Supplemental Appropriations
X	Continuing Appropriations
X	Automatic Appropriations
	Unprogrammed Appropriations

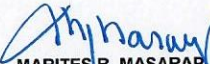
PARTICULARS	UACS Code	CURRENT YEAR DISBURSEMENTS					BALANCES			
		1st Quarter	2nd Quarter	3rd Quarter	4th Quarter	TOTAL	Unreleased Appropriations	Unobligated Allotments	Unpaid Obligations	
									(15-20)	(23+24)
									Due and Demandable	Not Yet Due and Demandable
1	2	16	17	18	19	20 = 16-19	21=5-10	22=10-15	23	24
MOOE		221,255,284,671.00	-	-	-	221,255,284,671.00	-	3,311,513.00	-	615,199,207,066.00
FINEX		-	-	-	-	-	-	-	-	-
CO		-	-	-	-	-	-	-	-	-
GRAND TOTAL		221,260,837,256.03	-	-	-	221,260,837,256.03	-	5,273,773.88	-	615,199,207,066.00
PS		-	-	-	-	-	-	-	-	-
MOOE		221,260,837,256.03	-	-	-	221,260,837,256.03	-	5,273,773.88	-	615,199,207,066.00
FINEX		-	-	-	-	-	-	-	-	-
CO		-	-	-	-	-	-	-	-	-

Certified correct:


  
CYNTHIA O. AGBIN  
CTOO II, Bureau Budget Division

  
AVELINA H. ZUMARRAGA  
CTOO II, Miscellaneous Accounts Accounting Division

Recommended by:

  
MARITES B. MASARAP  
Director III, Accounting Service

Approved by:

  
EDUARDO ANTHONY G. MARIÑO, III  
Deputy Treasurer of the Philippines