

CY 2023 STATEMENT OF APPROPRIATIONS,  
ALLOTMENTS, OBLIGATIONS, DISBURSEMENTS AND  
BALANCES (SAAODB)

As of March 31, 2023

Department : Department of Finance  
Agency : BUREAU OF THE TREASURY  
Operating Unit : BTr NG OVERSIGHT  
Organization Code : 11-005-00-00000  
Funding Source : Fund Cluster 01\_RA Fund  
Fund Cluster 02\_FAP Fund  
Fund Cluster 03\_FAP Fund



FAR No. 1\_BTr NG OVERSIGHT\_BSGC

X	New General Appropriations
X	Continuing Appropriations
	Automatic Appropriations
X	Unprogrammed Funds
	Supplemental Appropriation

PARTICULARS	UACS CODE	APPROPRIATIONS			ALLOTMENTS					CURRENT YEAR OBLIGATIONS				
		Authorized Appropriation	Adjustments	Adjusted Appropriation	Allotments received	Adjustments	Transf er	Transf er	Adjusted Total Allotments	1st Quarter	2nd Quarter	3rd Quarter	4th Quarter	TOTAL
1	2	3	4	5=3+4	6	7	8	9	10=6+7-8+9	11	12	13	14	15=11:14
A. NEW GENERAL APPROPRIATIONS			-	-	-				-					-
A.1 BUDGETARY SUPPORT TO GOVERNMENT CORPORATIONS														
Regular Agency Fund (01)														
A.1.a FY 2023 RA 11936, Budgetary Support to Government Corporations	01 1 01 277													
Maintenance and Other Operating Expenses	50200000 00	183,119,839,000.00	-	183,119,839,000.00	76,397,288,000.00				76,397,288,000.00	14,607,750,000.00				14,607,750,000.00
Capital Outlay	50600000 00		-	-					-					-
Total		183,119,839,000.00	-	183,119,839,000.00	76,397,288,000.00	-	-	-	76,397,288,000.00	14,607,750,000.00	-	-	-	14,607,750,000.00
A.1.b FY 2023 RA 11936, Equity Contribution	01 1 01 276													
Maintenance and Other Operating Expenses	50200000 00		-	-					-					-
Capital Outlay	50600000 00	926,371,000.00	-	926,371,000.00	426,371,000.00				426,371,000.00					-
Total		926,371,000.00	-	926,371,000.00	426,371,000.00	-	-	-	426,371,000.00	-	-	-	-	-
Total, Regular Agency Fund		184,046,210,000.00	-	184,046,210,000.00	76,823,659,000.00	-	-	-	76,823,659,000.00	14,607,750,000.00	-	-	-	14,607,750,000.00
Foreign - Assisted Projects Fund (02)														
A.1.c FY 2023 RA 11936, Foreign Assisted Projects Fund - GoP Counterpart Funds	02 1 01 151													
Maintenance and Other Operating Expenses	50200000 00	49,000,000.00	-	49,000,000.00	49,000,000.00				49,000,000.00	12,250,000.00				12,250,000.00
Capital Outlay	50600000 00		-	-					-					-
Total		49,000,000.00	-	49,000,000.00	49,000,000.00	-	-	-	49,000,000.00	12,250,000.00	-	-	-	12,250,000.00
A.1.d FY 2023 RA 11936, Foreign Assisted Projects Fund - China	02 1 01 157													
Maintenance and Other Operating Expenses	50200000 00		-	-					-					-
Capital Outlay	50600000 00		-	-					-					-



CY 2023 STATEMENT OF APPROPRIATIONS,  
ALLOTMENTS, OBLIGATIONS, DISBURSEMENTS AND  
BALANCES (SAAODB)  
As of March 31, 2023

Department : Department of Finance  
Agency : BUREAU OF THE TREASURY  
Operating Unit : BTr NG OVERSIGHT  
Organization Code : 11-005-00-00000  
Funding Source : Fund Cluster 01\_RA Fund  
Fund Cluster 02\_FAP Fund  
Fund Cluster 03\_FAP Fund

FAR No. 1_BTr NG OVERSIGHT_BSGC	
X	New General Appropriations
X	Continuing Appropriations
	Automatic Appropriations
X	Unprogrammed Funds
	Supplemental Appropriation

PARTICULARS	UACS CODE	APPROPRIATIONS			ALLOTMENTS					CURRENT YEAR OBLIGATIONS				
		Authorized Appropriation	Adjustments	Adjusted Appropriation	Allotments received	Adjustments	Transf er	Transf er	Adjusted Total Allotments	1st Quarter	2nd Quarter	3rd Quarter	4th Quarter	TOTAL
1	2	3	4	5=3+4	6	7	8	9	10=6+7-8+9	11	12	13	14	15=11:14
Total		-	-	-	-	-	-	-	-	-	-	-	-	-
A.1.e FY 2023 RA 11936, Foreign Assisted Projects Fund - Korea	02 1 01 168													
Maintenance and Other Operating Expenses	50200000 00	126,000,000.00	-	126,000,000.00	126,000,000.00				126,000,000.00					-
Capital Outlay	50600000 00		-	-					-					-
Total		126,000,000.00	-	126,000,000.00	126,000,000.00	-	-	-	126,000,000.00	-	-	-	-	-
A.1.f FY 2021 RA 11518, Foreign Assisted Projects Fund - United States	02 1 01 177													
Maintenance and Other Operating Expenses	50200000 00	78,959,000.00	-	78,959,000.00	78,959,000.00				78,959,000.00	7,148,170.00				7,148,170.00
Capital Outlay	50600000 00		-	-					-					-
Total		78,959,000.00	-	78,959,000.00	78,959,000.00	-	-	-	78,959,000.00	7,148,170.00	-	-	-	7,148,170.00
Total, Foreign Assisted Projects Funds		253,959,000.00	-	253,959,000.00	253,959,000.00	-	-	-	253,959,000.00	19,398,170.00	-	-	-	19,398,170.00
SUB - TOTAL, BUDGETARY SUPPORT TO GOCC		184,300,169,000.00	-	184,300,169,000.00	77,077,618,000.00	-	-	-	77,077,618,000.00	14,627,148,170.00	-	-	-	14,627,148,170.00
Maintenance and Other Operating Expenses		183,373,798,000.00	-	183,373,798,000.00	76,651,247,000.00	-	-	-	76,651,247,000.00	14,627,148,170.00	-	-	-	14,627,148,170.00
Capital Outlay		926,371,000.00	-	926,371,000.00	426,371,000.00	-	-	-	426,371,000.00	-	-	-	-	-
A.2 BUDGETARY SUPPORT TO GOVERNMENT CORPORATIONS														
Continuing Appropriation (02)														
A.2.a FY 2022 RA 11639, Budgetary Support to Government Corporations	01 1 02 276													
Maintenance and Other Operating Expenses	50200000 00		-	-					-					-
Capital Outlay	50600000 00		613,672,854.00	613,672,854.00		613,672,854.00			613,672,854.00	56,806,567.00				56,806,567.00
SUB - TOTAL, CONTINUING APPROPRIATION		-	613,672,854.00	613,672,854.00	-	613,672,854.00	-	-	613,672,854.00	56,806,567.00	-	-	-	56,806,567.00



CY 2023 STATEMENT OF APPROPRIATIONS,  
ALLOTMENTS, OBLIGATIONS, DISBURSEMENTS AND  
BALANCES (SAAODB)  
As of March 31, 2023

Department : Department of Finance  
Agency : BUREAU OF THE TREASURY  
Operating Unit : BTr NG OVERSIGHT  
Organization Code : 11-005-00-00000  
Funding Source : Fund Cluster 01\_RA Fund  
Fund Cluster 02\_FAP Fund  
Fund Cluster 03\_FAP Fund

FAR No. 1\_BTr NG OVERSIGHT\_BSGC

X	New General Appropriations
X	Continuing Appropriations
	Automatic Appropriations
X	Unprogrammed Funds
	Supplemental Appropriation

PARTICULARS	UACS CODE	APPROPRIATIONS			ALLOTMENTS					CURRENT YEAR OBLIGATIONS				
		Authorized Appropriation	Adjustments	Adjusted Appropriation	Allotments received	Adjustments	Transf er	Transf er	Adjusted Total Allotments	1st Quarter	2nd Quarter	3rd Quarter	4th Quarter	TOTAL
1	2	3	4	5=3+4	6	7	8	9	10=6+7-8+9	11	12	13	14	15=11:14
A.2.b FY 2022 RA 11639, Budgetary Support to Government Corporations	01 1 02 277		-	-	-				-					-
Maintenance and Other Operating Expenses	50200000 00	1,115,458,100.00	15,234,299,236.00	16,349,757,336.00	318,692,000.00	15,234,299,236.00			15,552,991,236.00	469,496,967.00				469,496,967.00
Capital Outlay	50600000 00		-	-					-					-
SUB - TOTAL, CONTINUING APPROPRIATION		1,115,458,100.00	15,234,299,236.00	16,349,757,336.00	318,692,000.00	15,234,299,236.00	-	-	15,552,991,236.00	469,496,967.00	-	-	-	469,496,967.00
Foreign - Assisted Projects Fund (02)														
A.2.c FY 2022 RA 11639, Foreign Assisted Projects Fund - China	02 1 02 157													
Maintenance and Other Operating Expenses	50200000 00		249,273,957.01	249,273,957.01		249,273,957.01			249,273,957.01					-
Capital Outlay	50600000 00		-	-					-					-
Total		-	249,273,957.01	249,273,957.01	-	249,273,957.01	-	-	249,273,957.01	-	-	-	-	-
A.2.d FY 2022 RA 11639, Foreign Assisted Projects Fund - Korea	02 1 02 168													
Maintenance and Other Operating Expenses	50200000 00		-	-					-					-
Capital Outlay	50600000 00		-	-					-					-
Total		-	-	-	-	-	-	-	-	-	-	-	-	-
A.2.e FY 2022 RA 11639, Foreign Assisted Projects Fund - United States	02 1 02 177													
Maintenance and Other Operating Expenses	50200000 00		-	-					-					-
Capital Outlay	50600000 00		-	-					-					-
Total		-	-	-	-	-	-	-	-	-	-	-	-	-
Total, Foreign Assisted Projects Funds		-	249,273,957.01	249,273,957.01	-	249,273,957.01	-	-	249,273,957.01	-	-	-	-	-
Total, Continuing Appropriation		1,115,458,100.00	16,097,246,047.01	17,212,704,147.01	318,692,000.00	16,097,246,047.01	-	-	16,415,938,047.01	526,303,534.00	-	-	-	526,303,534.00
TOTAL, NEW GENERAL APPROPRIATIONS		185,415,627,100.00	16,097,246,047.01	201,512,873,147.01	77,396,310,000.00	16,097,246,047.01	-	-	93,493,556,047.01	15,153,451,704.00	-	-	-	15,153,451,704.00
Maintenance and Other Operating Expenses		184,489,256,100.00	15,483,573,193.01	199,972,829,293.01	76,969,939,000.00	15,483,573,193.01	-	-	92,453,512,193.01	15,096,645,137.00	-	-	-	15,096,645,137.00
Capital Outlay		926,371,000.00	613,672,854.00	1,540,043,854.00	426,371,000.00	613,672,854.00	-	-	1,040,043,854.00	56,806,567.00	-	-	-	56,806,567.00
		-	-	-	-	-	-	-	-	-	-	-	-	-



CY 2023 STATEMENT OF APPROPRIATIONS,  
ALLOTMENTS, OBLIGATIONS, DISBURSEMENTS AND  
BALANCES (SAAODB)

As of March 31, 2023

Department : Department of Finance  
Agency : BUREAU OF THE TREASURY  
Operating Unit : BTr NG OVERSIGHT  
Organization Code : 11-005-00-00000  
Funding Source : Fund Cluster 01\_RA Fund  
Fund Cluster 02\_FAP Fund  
Fund Cluster 03\_FAP Fund

FAR No. 1\_BTr NG OVERSIGHT\_BSGC

X	New General Appropriations
X	Continuing Appropriations
	Automatic Appropriations
X	Unprogrammed Funds
	Supplemental Appropriation

PARTICULARS	UACS CODE	APPROPRIATIONS			ALLOTMENTS					CURRENT YEAR OBLIGATIONS				
		Authorized Appropriation	Adjustments	Adjusted Appropriation	Allotments received	Adjustments	Transf er	Transf er	Adjusted Total Allotments	1st Quarter	2nd Quarter	3rd Quarter	4th Quarter	TOTAL
1	2	3	4	5=3+4	6	7	8	9	10=6+7-8+9	11	12	13	14	15=11:14
B. BAYANIHAN TO RECOVER AS ONE ACT			-	-	-				-					-
B.1 Regular Agency Fund, FY 2022 Continuing Appro., Republic Act No. 11494, Bayanihan to Recover As One Act	01 1 02 415													
Maintenance and Other Operating Expenses	50200000 00		-	-					-					-
Capital Outlay	50600000 00		-	-					-					-
Total		-	-	-	-	-	-	-	-	-	-	-	-	-
TOTAL, BAYANIHAN TO RECOVER AS ONE ACT		-	-	-	-	-	-	-	-	-	-	-	-	-
Maintenance and Other Operating Expenses		-	-	-	-	-	-	-	-	-	-	-	-	-
Capital Outlay		-	-	-	-	-	-	-	-	-	-	-	-	-
C. SPECIAL PURPOSE FUNDS														
C.1 FY 2022 RA 11639 - Cont., National Disaster Risk Reduction and Management Fund (Calamity Fund)	01 1 02 401													
Maintenance and Other Operating Expenses	50200000 00	77,999,049.00	350,782,711.00	428,781,760.00	77,999,049.00	350,782,711.00			428,781,760.00					-
Capital Outlay	50600000 00		-	-					-					-
Total		77,999,049.00	350,782,711.00	428,781,760.00	77,999,049.00	350,782,711.00	-	-	428,781,760.00	-	-	-	-	-
C.2 FY 2023 RA 11936 - National Disaster Risk Reduction and Management Fund (Calamity Fund)	01 1 01 401													
Maintenance and Other Operating Expenses	50200000 00		-	-					-					-
Capital Outlay	50600000 00		-	-					-					-
Total		-	-	-	-	-	-	-	-	-	-	-	-	-
TOTAL, SPECIAL PURPOSE FUNDS		77,999,049.00	350,782,711.00	428,781,760.00	77,999,049.00	350,782,711.00	-	-	428,781,760.00	-	-	-	-	-
Maintenance and Other Operating Expenses		77,999,049.00	350,782,711.00	428,781,760.00	77,999,049.00	350,782,711.00	-	-	428,781,760.00	-	-	-	-	-
Capital Outlay		-	-	-	-	-	-	-	-	-	-	-	-	-
D. CONTINGENT FUND														



CY 2023 STATEMENT OF APPROPRIATIONS,  
ALLOTMENTS, OBLIGATIONS, DISBURSEMENTS AND  
BALANCES (SAAODB)

As of March 31, 2023

Department : Department of Finance  
Agency : BUREAU OF THE TREASURY  
Operating Unit : BTr NG OVERSIGHT  
Organization Code : 11-005-00-00000  
Funding Source : Fund Cluster 01\_RA Fund  
Fund Cluster 02\_FAP Fund  
Fund Cluster 03\_FAP Fund

FAR No. 1\_BTr NG OVERSIGHT\_BSGC

X	New General Appropriations
X	Continuing Appropriations
	Automatic Appropriations
X	Unprogrammed Funds
	Supplemental Appropriation

PARTICULARS	UACS CODE	APPROPRIATIONS			ALLOTMENTS					CURRENT YEAR OBLIGATIONS				
		Authorized Appropriation	Adjustments	Adjusted Appropriation	Allotments received	Adjustments	Transfer	Transfer	Adjusted Total Allotments	1st Quarter	2nd Quarter	3rd Quarter	4th Quarter	TOTAL
1	2	3	4	5=3+4	6	7	8	9	10=6+7-8+9	11	12	13	14	15=11:14
D.1 FY 2023 RA 11936, Contingent Fund	01 1 01 402		-	-	-				-					-
Maintenance and Other Operating Expenses	50200000 00		-	-					-					-
Capital Outlay	50600000 00		-	-					-					-
Total		-	-	-	-	-	-	-	-	-	-	-	-	-
D.2 FY 2022 RA 11639, Contingent Fund, Continuing Appropriation	01 1 02 402													
Maintenance and Other Operating Expenses	50200000 00		-	-					-					-
Capital Outlay	50600000 00		-	-					-					-
Total		-	-	-	-	-	-	-	-	-	-	-	-	-
TOTAL, CONTINGENT FUND	-	-	-	-	-	-	-	-	-	-	-	-	-	-
Maintenance and Other Operating Expenses		-	-	-	-	-	-	-	-	-	-	-	-	-
Capital Outlay		-	-	-	-	-	-	-	-	-	-	-	-	-
E. BSGC - OTHERS														
E.1 FY 2023 RA 11936 - BSGC - Others	01 1 01 412													
Maintenance and Other Operating Expenses	50200000 00	28,606,000.00	-	28,606,000.00					-					-
Capital Outlay	50600000 00		-	-					-					-
Total		28,606,000.00	-	28,606,000.00	-	-	-	-	-	-	-	-	-	-
E.1 FY 2022 RA 11639 - BSGC - Others	01 1 02 412													
Maintenance and Other Operating Expenses	50200000 00		-	-					-					-
Capital Outlay	50600000 00		-	-					-					-
Total		-	-	-	-	-	-	-	-	-	-	-	-	-



CY 2023 STATEMENT OF APPROPRIATIONS,  
ALLOTMENTS, OBLIGATIONS, DISBURSEMENTS AND  
BALANCES (SAAODB)

As of March 31, 2023

Department : Department of Finance  
Agency : BUREAU OF THE TREASURY  
Operating Unit : BTr NG OVERSIGHT  
Organization Code : 11-005-00-00000  
Funding Source : Fund Cluster 01\_RA Fund  
Fund Cluster 02\_FAP Fund  
Fund Cluster 03\_FAP Fund

FAR No. 1\_BTr NG OVERSIGHT\_BSGC

X	New General Appropriations
X	Continuing Appropriations
	Automatic Appropriations
X	Unprogrammed Funds
	Supplemental Appropriation

PARTICULARS	UACS CODE	APPROPRIATIONS			ALLOTMENTS					CURRENT YEAR OBLIGATIONS				
		Authorized Appropriation	Adjustments	Adjusted Appropriation	Allotments received	Adjustments	Transf er	Transf er	Adjusted Total Allotments	1st Quarter	2nd Quarter	3rd Quarter	4th Quarter	TOTAL
1	2	3	4	5=3+4	6	7	8	9	10=6+7-8+9	11	12	13	14	15=11:14
			-	-	-				-					-
TOTAL, BSGC - OTHERS		28,606,000.00	-	28,606,000.00	-	-	-	-	-	-	-	-	-	-
Maintenance and Other Operating Expenses		28,606,000.00	-	28,606,000.00	-	-	-	-	-	-	-	-	-	-
Capital Outlay		-	-	-	-	-	-	-	-	-	-	-	-	-
F. AUTOMATIC APPROPRIATIONS														
F.1 FY 2023 RA 11936, Auto., Customs duties and taxes, including tax expenditures	01 1 04 105													
Maintenance and Other Operating Expenses	50200000 00		-	-					-					-
Capital Outlay	50600000 00		-	-					-					-
Total		-	-	-	-	-	-	-	-	-	-	-	-	-
TOTAL, AUTOMATIC APPROPRIATIONS	-	-	-	-	-	-	-	-	-	-	-	-	-	-
Maintenance and Other Operating Expenses		-	-	-	-	-	-	-	-	-	-	-	-	-
Capital Outlay		-	-	-	-	-	-	-	-	-	-	-	-	-
G. UNPROGRAMMED FUND														
G.1 FY 2023 RA 11936, Unprogrammed Fund - BSGC	01 1 05 427													
Maintenance and Other Operating Expenses	50200000 00	13,187,640,000.00	-	13,187,640,000.00	13,187,640,000.00				13,187,640,000.00	13,187,640,000.00				13,187,640,000.00
Capital Outlay	50600000 00		-	-					-					-
Total		13,187,640,000.00	-	13,187,640,000.00	13,187,640,000.00	-	-	-	13,187,640,000.00	13,187,640,000.00	-	-	-	13,187,640,000.00
G.3 FY 2022 RA 11936, Continuing Appro - Support to Foreign-Assisted Projects	01 1 02 428													
Maintenance and Other Operating Expenses	50200000 00		97,512,091.00	97,512,091.00		97,512,091.00			97,512,091.00	26,330,307.00				26,330,307.00
Capital Outlay	50600000 00		-	-					-					-
Total		-	97,512,091.00	97,512,091.00	-	97,512,091.00	-	-	97,512,091.00	26,330,307.00	-	-	-	26,330,307.00
TOTAL, UNPROGRAMMED FUND	-	13,187,640,000.00	97,512,091.00	13,285,152,091.00	13,187,640,000.00	97,512,091.00	-	-	13,285,152,091.00	13,213,970,307.00	-	-	-	13,213,970,307.00
Maintenance and Other Operating Expenses		13,187,640,000.00	97,512,091.00	13,285,152,091.00	13,187,640,000.00	97,512,091.00	-	-	13,285,152,091.00	13,213,970,307.00	-	-	-	13,213,970,307.00



CY 2023 STATEMENT OF APPROPRIATIONS,  
ALLOTMENTS, OBLIGATIONS, DISBURSEMENTS AND  
BALANCES (SAAODB)

As of March 31, 2023

Department : Department of Finance  
Agency : BUREAU OF THE TREASURY  
Operating Unit : BTr NG OVERSIGHT  
Organization Code : 11-005-00-00000  
Funding Source : Fund Cluster 01\_RA Fund  
Fund Cluster 02\_FAP Fund  
Fund Cluster 03\_FAP Fund

FAR No. 1\_BTr NG OVERSIGHT\_BSGC

X	New General Appropriations
X	Continuing Appropriations
	Automatic Appropriations
X	Unprogrammed Funds
	Supplemental Appropriation

PARTICULARS	UACS CODE	APPROPRIATIONS			ALLOTMENTS					CURRENT YEAR OBLIGATIONS				
		Authorized Appropriation	Adjustments	Adjusted Appropriation	Allotments received	Adjustments	Transf er	Transf er	Adjusted Total Allotments	1st Quarter	2nd Quarter	3rd Quarter	4th Quarter	TOTAL
1	2	3	4	5=3+4	6	7	8	9	10=6+7-8+9	11	12	13	14	15=11:14
			-	-	-				-					-
Capital Outlay		-	-	-	-	-	-	-	-	-	-	-	-	-
GRAND TOTAL		198,709,872,149.00	16,545,540,849.01	215,255,412,998.01	90,661,949,049.00	16,545,540,849.01	-	-	107,207,489,898.01	28,367,422,011.00	-	-	-	28,367,422,011.00
Maintenance and Other Operating Expenses		197,783,501,149.00	15,931,867,995.01	213,715,369,144.01	90,235,578,049.00	15,931,867,995.01	-	-	106,167,446,044.01	28,310,615,444.00	-	-	-	28,310,615,444.00
Capital Outlay		926,371,000.00	613,672,854.00	1,540,043,854.00	426,371,000.00	613,672,854.00	-	-	1,040,043,854.00	56,806,567.00	-	-	-	56,806,567.00
SUMMARY														
A. New General Appropriations														
Regular Agency Fund (01)														
Maintenance and Other Operating Expenses	50200000 00	183,119,839,000.00	-	183,119,839,000.00	76,397,288,000.00	-	-	-	76,397,288,000.00	14,607,750,000.00	-	-	-	14,607,750,000.00
Capital Outlay	50600000 00	926,371,000.00	-	926,371,000.00	426,371,000.00	-	-	-	426,371,000.00	-	-	-	-	-
Total		184,046,210,000.00	-	184,046,210,000.00	76,823,659,000.00	-	-	-	76,823,659,000.00	14,607,750,000.00	-	-	-	14,607,750,000.00
Foreign Assisted Projects Fund (02)														
Maintenance and Other Operating Expenses	50200000 00	253,959,000.00	-	253,959,000.00	253,959,000.00	-	-	-	253,959,000.00	19,398,170.00	-	-	-	19,398,170.00
Capital Outlay	50600000 00	-	-	-	-	-	-	-	-	-	-	-	-	-
Total		253,959,000.00	-	253,959,000.00	253,959,000.00	-	-	-	253,959,000.00	19,398,170.00	-	-	-	19,398,170.00
Continuing Appropriation														
Maintenance and Other Operating Expenses	50200000 00	1,115,458,100.00	15,483,573,193.01	16,599,031,293.01	318,692,000.00	15,483,573,193.01	-	-	15,802,265,193.01	469,496,967.00	-	-	-	469,496,967.00
Capital Outlay	50600000 00	-	613,672,854.00	613,672,854.00	-	613,672,854.00	-	-	613,672,854.00	56,806,567.00	-	-	-	56,806,567.00
Total		1,115,458,100.00	16,097,246,047.01	17,212,704,147.01	318,692,000.00	16,097,246,047.01	-	-	16,415,938,047.01	526,303,534.00	-	-	-	526,303,534.00
Total, New General Appropriation		185,415,627,100.00	16,097,246,047.01	201,512,873,147.01	77,396,310,000.00	16,097,246,047.01	-	-	93,493,556,047.01	15,153,451,704.00	-	-	-	15,153,451,704.00
C. Special Purpose Funds														
Maintenance and Other Operating Expenses	50200000 00	77,999,049.00	350,782,711.00	428,781,760.00	77,999,049.00	350,782,711.00	-	-	428,781,760.00	-	-	-	-	-
Capital Outlay	50600000 00	-	-	-	-	-	-	-	-	-	-	-	-	-
Total, Continuing		77,999,049.00	350,782,711.00	428,781,760.00	77,999,049.00	350,782,711.00	-	-	428,781,760.00	-	-	-	-	-
E. BSGC Others														



CY 2023 STATEMENT OF APPROPRIATIONS,  
ALLOTMENTS, OBLIGATIONS, DISBURSEMENTS AND  
BALANCES (SAAODB)  
As of March 31, 2023

Department : Department of Finance  
Agency : BUREAU OF THE TREASURY  
Operating Unit : BTr NG OVERSIGHT  
Organization Code : 11-005-00-00000  
Funding Source : Fund Cluster 01\_RA Fund  
Fund Cluster 02\_FAP Fund  
Fund Cluster 03\_FAP Fund

FAR No. 1\_BTr NG OVERSIGHT\_BSGC

X	New General Appropriations
X	Continuing Appropriations
	Automatic Appropriations
X	Unprogrammed Funds
	Supplemental Appropriation

PARTICULARS	UACS CODE	APPROPRIATIONS			ALLOTMENTS					CURRENT YEAR OBLIGATIONS				
		Authorized Appropriation	Adjustments	Adjusted Appropriation	Allotments received	Adjustments	Transf er	Transf er	Adjusted Total Allotments	1st Quarter	2nd Quarter	3rd Quarter	4th Quarter	TOTAL
1	2	3	4	5=3+4	6	7	8	9	10=6+7-8+9	11	12	13	14	15=11:14
Maintenance and Other Operating Expenses	50200000 00	28,606,000.00	-	28,606,000.00	-	-	-	-	-	-	-	-	-	-
Capital Outlay	50600000 00	-	-	-	-	-	-	-	-	-	-	-	-	-
Total, Continuing		28,606,000.00	-	28,606,000.00	-	-	-	-	-	-	-	-	-	-
G. Unprogrammed Fund	05													
Maintenance and Other Operating Expenses	50200000 00	13,187,640,000.00	97,512,091.00	13,285,152,091.00	13,187,640,000.00	97,512,091.00	-	-	13,285,152,091.00	13,213,970,307.00	-	-	-	13,213,970,307.00
Capital Outlay	50600000 00	-	-	-	-	-	-	-	-	-	-	-	-	-
Total, Automatic		13,187,640,000.00	97,512,091.00	13,285,152,091.00	13,187,640,000.00	97,512,091.00	-	-	13,285,152,091.00	13,213,970,307.00	-	-	-	13,213,970,307.00
GRAND TOTAL		198,709,872,149.00	16,545,540,849.01	215,255,412,998.01	90,661,949,049.00	16,545,540,849.01	-	-	107,207,489,898.01	28,367,422,011.00	-	-	-	28,367,422,011.00
Maintenance and Other Operating Expenses		197,783,501,149.00	15,931,867,995.01	213,715,369,144.01	90,235,578,049.00	15,931,867,995.01	-	-	106,167,446,044.01	28,310,615,444.00	-	-	-	28,310,615,444.00
Capital Outlay		926,371,000.00	613,672,854.00	1,540,043,854.00	426,371,000.00	613,672,854.00	-	-	1,040,043,854.00	56,806,567.00	-	-	-	56,806,567.00
		-	-	-	-	-	-	-	-	-	-	-	-	-



CY 2023 STATEMENT OF APPROPRIATIONS,  
ALLOTMENTS, OBLIGATIONS, DISBURSEMENTS AND  
BALANCES (SAAODB)

As of March 31, 2023

Department : Department of Finance  
Agency : BUREAU OF THE TREASURY  
Operating Unit : BTr NG OVERSIGHT  
Organization Code : 11-005-00-00000  
Funding Source : Fund Cluster 01\_RA Fund  
Fund Cluster 02\_FAP Fund  
Fund Cluster 03\_FAP Fund

FAR No. 1\_BTr NG OVERSIGHT\_BSGC

X	New General Appropriations
X	Continuing Appropriations
	Automatic Appropriations
X	Unprogrammed Funds
	Supplemental Appropriation

PARTICULARS	UACS CODE	CURRENT YEAR DISBURSEMENTS					BALANCES			
		1st Quarter	2nd Quarter	3rd Quarter	4th Quarter	TOTAL	Unreleased Appropriations	Unobligated Allotments	Unpaid Obligations	
									(15-20)	(23+24)
1	2	16	17	18	19	20 = 16:19	21=5-10	22=10-15	23	24
A. NEW GENERAL APPROPRIATIONS						-	-	-	-	
A.1 BUDGETARY SUPPORT TO GOVERNMENT CORPORATIONS										
Regular Agency Fund (01)										
A.1.a FY 2023 RA 11936, Budgetary Support to Government Corporations	01 1 01 277									
Maintenance and Other Operating Expenses	50200000 00	14,607,750,000.00				14,607,750,000.00	106,722,551,000.00	61,789,538,000.00	-	
Capital Outlay	50600000 00	-				-	-	-	-	-
Total		14,607,750,000.00	-	-	-	14,607,750,000.00	106,722,551,000.00	61,789,538,000.00	-	-
A.1.b FY 2023 RA 11936, Equity Contribution	01 1 01 276									
Maintenance and Other Operating Expenses	50200000 00	-				-	-	-	-	
Capital Outlay	50600000 00	-				-	500,000,000.00	426,371,000.00	-	
Total		-	-	-	-	-	500,000,000.00	426,371,000.00	-	-
Total, Regular Agency Fund		14,607,750,000.00	-	-	-	14,607,750,000.00	107,222,551,000.00	62,215,909,000.00	-	-
Foreign - Assisted Projects Fund (02)										
A.1.c FY 2023 RA 11936, Foreign Assisted Projects Fund - GoP Counterpart Funds	02 1 01 151									
Maintenance and Other Operating Expenses	50200000 00	12,250,000.00				12,250,000.00	-	36,750,000.00	-	
Capital Outlay	50600000 00	-				-	-	-	-	
Total		12,250,000.00	-	-	-	12,250,000.00	-	36,750,000.00	-	-
A.1.d FY 2023 RA 11936, Foreign Assisted Projects Fund - China	02 1 01 157									
Maintenance and Other Operating Expenses	50200000 00	-				-	-	-	-	
Capital Outlay	50600000 00	-				-	-	-	-	



CY 2023 STATEMENT OF APPROPRIATIONS,  
ALLOTMENTS, OBLIGATIONS, DISBURSEMENTS AND  
BALANCES (SAAODB)  
As of March 31, 2023

Department : Department of Finance  
Agency : BUREAU OF THE TREASURY  
Operating Unit : BTr NG OVERSIGHT  
Organization Code : 11-005-00-00000  
Funding Source : Fund Cluster 01\_RA Fund  
Fund Cluster 02\_FAP Fund  
Fund Cluster 03\_FAP Fund

FAR No. 1_BTr NG OVERSIGHT_BSGC	
X	New General Appropriations
X	Continuing Appropriations
	Automatic Appropriations
X	Unprogrammed Funds
	Supplemental Appropriation

PARTICULARS	UACS CODE	CURRENT YEAR DISBURSEMENTS					BALANCES			
		1st Quarter	2nd Quarter	3rd Quarter	4th Quarter	TOTAL	Unreleased Appropriations	Unobligated Allotments	Unpaid Obligations	
									(15-20)	(23+24)
									Due and Demandable	Not Yet Due and Demandable
1	2	16	17	18	19	20 = 16:19	21=5-10	22=10-15	23	24
Total		-	-	-	-	-	-	-	-	-
A.1.e FY 2023 RA 11936, Foreign Assisted Projects Fund - Korea	02 1 01 168									
Maintenance and Other Operating Expenses	50200000 00	-				-	-	126,000,000.00	-	
Capital Outlay	50600000 00	-				-	-	-	-	
Total		-	-	-	-	-	-	126,000,000.00	-	-
A.1.f FY 2021 RA 11518, Foreign Assisted Projects Fund - United States	02 1 01 177									
Maintenance and Other Operating Expenses	50200000 00	7,148,170.00				7,148,170.00	-	71,810,830.00	-	
Capital Outlay	50600000 00	-				-	-	-	-	
Total		7,148,170.00	-	-	-	7,148,170.00	-	71,810,830.00	-	-
Total, Foreign Assisted Projects Funds		19,398,170.00	-	-	-	19,398,170.00	-	234,560,830.00	-	-
SUB - TOTAL, BUDGETARY SUPPORT TO GOCC		14,627,148,170.00	-	-	-	14,627,148,170.00	107,222,551,000.00	62,450,469,830.00	-	-
Maintenance and Other Operating Expenses		14,627,148,170.00	-	-	-	14,627,148,170.00	106,722,551,000.00	62,024,098,830.00	-	-
Capital Outlay		-	-	-	-	-	500,000,000.00	426,371,000.00	-	-
A.2 BUDGETARY SUPPORT TO GOVERNMENT CORPORATIONS										
Continung Appropriation (02)										
A.2.a FY 2022 RA 11639, Budgetary Support to Government Corporations	01 1 02 276									
Maintenance and Other Operating Expenses	50200000 00					-	-	-	-	
Capital Outlay	50600000 00	56,806,567.00				56,806,567.00	-	556,866,287.00	-	
SUB - TOTAL, CONTINUING APPROPRIATION		56,806,567.00	-	-	-	56,806,567.00	-	556,866,287.00	-	-



CY 2023 STATEMENT OF APPROPRIATIONS,  
ALLOTMENTS, OBLIGATIONS, DISBURSEMENTS AND  
BALANCES (SAAODB)

As of March 31, 2023

Department : Department of Finance  
Agency : BUREAU OF THE TREASURY  
Operating Unit : BTr NG OVERSIGHT  
Organization Code : 11-005-00-00000  
Funding Source : Fund Cluster 01\_RA Fund  
Fund Cluster 02\_FAP Fund  
Fund Cluster 03\_FAP Fund

FAR No. 1\_BTr NG OVERSIGHT\_BSGC

X	New General Appropriations
X	Continuing Appropriations
	Automatic Appropriations
X	Unprogrammed Funds
	Supplemental Appropriation

PARTICULARS	UACS CODE	CURRENT YEAR DISBURSEMENTS					BALANCES			
		1st Quarter	2nd Quarter	3rd Quarter	4th Quarter	TOTAL	Unreleased Appropriations	Unobligated Allotments	Unpaid Obligations	
									(15-20)	(23+24)
									Due and Demandable	Not Yet Due and Demandable
1	2	16	17	18	19	20 = 16:19	21=5-10	22=10-15	23	24
A.2.b FY 2022 RA 11639, Budgetary Support to Government Corporations	01 1 02 277					-	-	-	-	
Maintenance and Other Operating Expenses	50200000 00	469,496,967.00				469,496,967.00	796,766,100.00	15,083,494,269.00	-	
Capital Outlay	50600000 00					-	-	-	-	
SUB - TOTAL, CONTINUING APPROPRIATION		469,496,967.00	-	-	-	469,496,967.00	796,766,100.00	15,083,494,269.00	-	-
Foreign - Assisted Projects Fund (02)										
A.2.c FY 2022 RA 11639, Foreign Assisted Projects Fund - China	02 1 02 157									
Maintenance and Other Operating Expenses	50200000 00					-	-	249,273,957.01	-	
Capital Outlay	50600000 00					-	-	-	-	
Total		-	-	-	-	-	-	249,273,957.01	-	-
A.2.d FY 2022 RA 11639, Foreign Assisted Projects Fund - Korea	02 1 02 168									
Maintenance and Other Operating Expenses	50200000 00					-	-	-	-	
Capital Outlay	50600000 00					-	-	-	-	
Total		-	-	-	-	-	-	-	-	-
A.2.e FY 2022 RA 11639, Foreign Assisted Projects Fund - United States	02 1 02 177									
Maintenance and Other Operating Expenses	50200000 00					-	-	-	-	
Capital Outlay	50600000 00					-	-	-	-	
Total		-	-	-	-	-	-	-	-	-
Total, Foreign Assisted Projects Funds		-	-	-	-	-	-	249,273,957.01	-	-
Total, Continuing Appropriation		526,303,534.00	-	-	-	526,303,534.00	796,766,100.00	15,889,634,513.01	-	-
TOTAL, NEW GENERAL APPROPRIATIONS		15,153,451,704.00	-	-	-	15,153,451,704.00	108,019,317,100.00	78,340,104,343.01	-	-
Maintenance and Other Operating Expenses		15,096,645,137.00	-	-	-	15,096,645,137.00	107,519,317,100.00	77,356,867,056.01	-	-
Capital Outlay		56,806,567.00	-	-	-	56,806,567.00	500,000,000.00	983,237,287.00	-	-
		-	-	-	-	-	-	-	-	-



CY 2023 STATEMENT OF APPROPRIATIONS,  
ALLOTMENTS, OBLIGATIONS, DISBURSEMENTS AND  
BALANCES (SAAODB)  
As of March 31, 2023

Department : Department of Finance  
Agency : BUREAU OF THE TREASURY  
Operating Unit : BTr NG OVERSIGHT  
Organization Code : 11-005-00-00000  
Funding Source : Fund Cluster 01\_RA Fund  
Fund Cluster 02\_FAP Fund  
Fund Cluster 03\_FAP Fund

FAR No. 1\_BTr NG OVERSIGHT\_BSGC

X	New General Appropriations
X	Continuing Appropriations
	Automatic Appropriations
X	Unprogrammed Funds
	Supplemental Appropriation

PARTICULARS	UACS CODE	CURRENT YEAR DISBURSEMENTS					BALANCES			
		1st Quarter	2nd Quarter	3rd Quarter	4th Quarter	TOTAL	Unreleased Appropriations	Unobligated Allotments	Unpaid Obligations	
									(15-20)	(23+24)
									Due and Demandable	Not Yet Due and Demandable
1	2	16	17	18	19	20 = 16+19	21=5-10	22=10-15	23	24
B. BAYANIHAN TO RECOVER AS ONE ACT						-	-	-	-	
B.1 Regular Agency Fund, FY 2022 Continuing Appro., Republic Act No. 11494, Bayanihan to Recover As One Act	01 1 02 415									
Maintenance and Other Operating Expenses	50200000 00					-	-	-	-	
Capital Outlay	50600000 00					-	-	-	-	
Total		-	-	-	-	-	-	-	-	-
TOTAL, BAYANIHAN TO RECOVER AS ONE ACT	-	-	-	-	-	-	-	-	-	-
Maintenance and Other Operating Expenses		-	-	-	-	-	-	-	-	-
Capital Outlay		-	-	-	-	-	-	-	-	-
C. SPECIAL PURPOSE FUNDS										
C.1 FY 2022 RA 11639 - Cont., National Disaster Risk Reduction and Management Fund (Calamity Fund)	01 1 02 401									
Maintenance and Other Operating Expenses	50200000 00					-	-	428,781,760.00	-	
Capital Outlay	50600000 00					-	-	-	-	
Total		-	-	-	-	-	-	428,781,760.00	-	-
C.2 FY 2023 RA 11936 - National Disaster Risk Reduction and Management Fund (Calamity Fund)	01 1 01 401									
Maintenance and Other Operating Expenses	50200000 00					-	-	-	-	
Capital Outlay	50600000 00					-	-	-	-	
Total		-	-	-	-	-	-	-	-	-
TOTAL, SPECIAL PURPOSE FUNDS		-	-	-	-	-	-	428,781,760.00	-	-
Maintenance and Other Operating Expenses		-	-	-	-	-	-	428,781,760.00	-	-
Capital Outlay		-	-	-	-	-	-	-	-	-
D. CONTINGENT FUND										



CY 2023 STATEMENT OF APPROPRIATIONS,  
ALLOTMENTS, OBLIGATIONS, DISBURSEMENTS AND  
BALANCES (SAAODB)

As of March 31, 2023

Department : Department of Finance  
Agency : BUREAU OF THE TREASURY  
Operating Unit : BTr NG OVERSIGHT  
Organization Code : 11-005-00-00000  
Funding Source : Fund Cluster 01\_RA Fund  
Fund Cluster 02\_FAP Fund  
Fund Cluster 03\_FAP Fund

FAR No. 1\_BTr NG OVERSIGHT\_BSGC

X	New General Appropriations
X	Continuing Appropriations
	Automatic Appropriations
X	Unprogrammed Funds
	Supplemental Appropriation

PARTICULARS	UACS CODE	CURRENT YEAR DISBURSEMENTS					BALANCES			
		1st Quarter	2nd Quarter	3rd Quarter	4th Quarter	TOTAL	Unreleased Appropriations	Unobligated Allotments	Unpaid Obligations	
									(15-20)	(23+24)
									Due and Demandable	Not Yet Due and Demandable
1	2	16	17	18	19	20 = 16:19	21=5-10	22=10-15	23	24
D.1 FY 2023 RA 11936, Contingent Fund	01 1 01 402					-	-	-	-	
Maintenance and Other Operating Expenses	50200000 00					-	-	-	-	
Capital Outlay	50600000 00					-	-	-	-	
Total		-	-	-	-	-	-	-	-	-
D.2 FY 2022 RA 11639, Contingent Fund, Continuing Appropriation	01 1 02 402									
Maintenance and Other Operating Expenses	50200000 00					-	-	-	-	
Capital Outlay	50600000 00					-	-	-	-	
Total		-	-	-	-	-	-	-	-	-
TOTAL, CONTINGENT FUND	-	-	-	-	-	-	-	-	-	-
Maintenance and Other Operating Expenses		-	-	-	-	-	-	-	-	-
Capital Outlay		-	-	-	-	-	-	-	-	-
E. BSGC - OTHERS										
E.1 FY 2023 RA 11936 - BSGC - Others	01 1 01 412									
Maintenance and Other Operating Expenses	50200000 00					-	28,606,000.00	-	-	
Capital Outlay	50600000 00					-	-	-	-	
Total		-	-	-	-	-	28,606,000.00	-	-	-
E.1 FY 2022 RA 11639 - BSGC - Others	01 1 02 412									
Maintenance and Other Operating Expenses	50200000 00					-	-	-	-	
Capital Outlay	50600000 00					-	-	-	-	
Total		-	-	-	-	-	-	-	-	-



CY 2023 STATEMENT OF APPROPRIATIONS,  
ALLOTMENTS, OBLIGATIONS, DISBURSEMENTS AND  
BALANCES (SAAODB)

As of March 31, 2023

Department : Department of Finance  
Agency : BUREAU OF THE TREASURY  
Operating Unit : BTr NG OVERSIGHT  
Organization Code : 11-005-00-00000  
Funding Source : Fund Cluster 01\_RA Fund  
Fund Cluster 02\_FAP Fund  
Fund Cluster 03\_FAP Fund

FAR No. 1\_BTr NG OVERSIGHT\_BSGC

X	New General Appropriations
X	Continuing Appropriations
	Automatic Appropriations
X	Unprogrammed Funds
	Supplemental Appropriation

PARTICULARS	UACS CODE	CURRENT YEAR DISBURSEMENTS					BALANCES			
		1st Quarter	2nd Quarter	3rd Quarter	4th Quarter	TOTAL	Unreleased Appropriations	Unobligated Allotments	Unpaid Obligations	
									(15-20)	(23+24)
									Due and Demandable	Not Yet Due and Demandable
1	2	16	17	18	19	20 = 16+19	21=5-10	22=10-15	23	24
						-	-	-	-	
TOTAL, BSGC - OTHERS		-	-	-	-	-	28,606,000.00	-	-	-
Maintenance and Other Operating Expenses		-	-	-	-	-	28,606,000.00	-	-	-
Capital Outlay		-	-	-	-	-	-	-	-	-
F. AUTOMATIC APPROPRIATIONS										
F.1 FY 2023 RA 11936, Auto., Customs duties and taxes, including tax expenditures	01 1 04 105									
Maintenance and Other Operating Expenses	50200000 00					-	-	-	-	
Capital Outlay	50600000 00					-	-	-	-	
Total		-	-	-	-	-	-	-	-	-
TOTAL, AUTOMATIC APPROPRIATIONS	-	-	-	-	-	-	-	-	-	-
Maintenance and Other Operating Expenses		-	-	-	-	-	-	-	-	-
Capital Outlay		-	-	-	-	-	-	-	-	-
G. UNPROGRAMMED FUND										
G.1 FY 2023 RA 11936, Unprogrammed Fund - BSGC	01 1 05 427									
Maintenance and Other Operating Expenses	50200000 00	13,187,640,000.00				13,187,640,000.00	-	-	-	
Capital Outlay	50600000 00					-	-	-	-	
Total		13,187,640,000.00	-	-	-	13,187,640,000.00	-	-	-	-
G.3 FY 2022 RA 11936, Continuing Appro - Support to Foreign-Assisted Projects	01 1 02 428									
Maintenance and Other Operating Expenses	50200000 00	26,330,307.00				26,330,307.00	-	71,181,784.00	-	
Capital Outlay	50600000 00					-	-	-	-	
Total		26,330,307.00	-	-	-	26,330,307.00	-	71,181,784.00	-	-
TOTAL, UNPROGRAMMED FUND	-	13,213,970,307.00	-	-	-	13,213,970,307.00	-	71,181,784.00	-	-
Maintenance and Other Operating Expenses		13,213,970,307.00	-	-	-	13,213,970,307.00	-	71,181,784.00	-	-



CY 2023 STATEMENT OF APPROPRIATIONS,  
ALLOTMENTS, OBLIGATIONS, DISBURSEMENTS AND  
BALANCES (SAAODB)  
As of March 31, 2023

Department : Department of Finance  
Agency : BUREAU OF THE TREASURY  
Operating Unit : BTr NG OVERSIGHT  
Organization Code : 11-005-00-00000  
Funding Source : Fund Cluster 01\_RA Fund  
Fund Cluster 02\_FAP Fund  
Fund Cluster 03\_FAP Fund

FAR No. 1\_BTr NG OVERSIGHT\_BSGC

X	New General Appropriations
X	Continuing Appropriations
	Automatic Appropriations
X	Unprogrammed Funds
	Supplemental Appropriation

PARTICULARS	UACS CODE	CURRENT YEAR DISBURSEMENTS					BALANCES			
		1st Quarter	2nd Quarter	3rd Quarter	4th Quarter	TOTAL	Unreleased Appropriations	Unobligated Allotments	Unpaid Obligations	
									(15-20)	(23+24)
									Due and Demandable	Not Yet Due and Demandable
1	2	16	17	18	19	20 = 16:19	21=5-10	22=10-15	23	24
						-	-	-	-	
Capital Outlay		-	-	-	-	-	-	-	-	-
GRAND TOTAL		28,367,422,011.00	-	-	-	28,367,422,011.00	108,047,923,100.00	78,840,067,887.01	-	-
Maintenance and Other Operating Expenses		28,310,615,444.00	-	-	-	28,310,615,444.00	107,547,923,100.00	77,856,830,600.01	-	-
Capital Outlay		56,806,567.00	-	-	-	56,806,567.00	500,000,000.00	983,237,287.00	-	-
		-	-	-	-	-	-	-	-	-
SUMMARY										
A. New General Appropriations										
Regular Agency Fund (01)										
Maintenance and Other Operating Expenses	50200000 00	14,607,750,000.00	-	-	-	14,607,750,000.00	106,722,551,000.00	61,789,538,000.00	-	-
Capital Outlay	50600000 00	-	-	-	-	-	500,000,000.00	426,371,000.00	-	-
Total		14,607,750,000.00	-	-	-	14,607,750,000.00	107,222,551,000.00	62,215,909,000.00	-	-
Foreign Assisted Projects Fund (02)										
Maintenance and Other Operating Expenses	50200000 00	19,398,170.00	-	-	-	19,398,170.00	-	234,560,830.00	-	-
Capital Outlay	50600000 00	-	-	-	-	-	-	-	-	-
Total		19,398,170.00	-	-	-	19,398,170.00	-	234,560,830.00	-	-
Continuing Appropriation										
Maintenance and Other Operating Expenses	50200000 00	469,496,967.00	-	-	-	469,496,967.00	796,766,100.00	15,332,768,226.01	-	-
Capital Outlay	50600000 00	56,806,567.00	-	-	-	56,806,567.00	-	556,866,287.00	-	-
Total		526,303,534.00	-	-	-	526,303,534.00	796,766,100.00	15,889,634,513.01	-	-
Total, New General Appropriation		15,153,451,704.00	-	-	-	15,153,451,704.00	108,019,317,100.00	78,340,104,343.01	-	-
C. Special Purpose Funds										
Maintenance and Other Operating Expenses	50200000 00	-	-	-	-	-	-	428,781,760.00	-	-
Capital Outlay	50600000 00	-	-	-	-	-	-	-	-	-
Total, Continuing		-	-	-	-	-	-	428,781,760.00	-	-
E. BSGC Others										



CY 2023 STATEMENT OF APPROPRIATIONS,  
ALLOTMENTS, OBLIGATIONS, DISBURSEMENTS AND  
BALANCES (SAAODB)

As of March 31, 2023

Department : Department of Finance  
Agency : BUREAU OF THE TREASURY  
Operating Unit : BTr NG OVERSIGHT  
Organization Code : 11-005-00-00000  
Funding Source : Fund Cluster 01\_RA Fund  
Fund Cluster 02\_FAP Fund  
Fund Cluster 03\_FAP Fund

FAR No. 1\_BTr NG OVERSIGHT\_BSGC

X	New General Appropriations
X	Continuing Appropriations
	Automatic Appropriations
X	Unprogrammed Funds
	Supplemental Appropriation

PARTICULARS	UACS CODE	CURRENT YEAR DISBURSEMENTS					BALANCES			
		1st Quarter	2nd Quarter	3rd Quarter	4th Quarter	TOTAL	Unreleased Appropriations	Unobligated Allotments	Unpaid Obligations	
									(15-20)	(23+24)
									Due and Demandable	Not Yet Due and Demandable
1	2	16	17	18	19	20 = 16:19	21=5-10	22=10-15	23	24
Maintenance and Other Operating Expenses	50200000 00	-	-	-	-	-	28,606,000.00	-	-	-
Capital Outlay	50600000 00	-	-	-	-	-	-	-	-	-
Total, Continuing		-	-	-	-	-	28,606,000.00	-	-	-
G. Unprogrammed Fund	05									
Maintenance and Other Operating Expenses	50200000 00	13,213,970,307.00	-	-	-	13,213,970,307.00	-	71,181,784.00	-	-
Capital Outlay	50600000 00	-	-	-	-	-	-	-	-	-
Total, Automatic		13,213,970,307.00	-	-	-	13,213,970,307.00	-	71,181,784.00	-	-
GRAND TOTAL		28,367,422,011.00	-	-	-	28,367,422,011.00	108,047,923,100.00	78,840,067,887.01	-	-
Maintenance and Other Operating Expenses		28,310,615,444.00	-	-	-	28,310,615,444.00	107,547,923,100.00	77,856,830,600.01	-	-
Capital Outlay		56,806,567.00	-	-	-	56,806,567.00	500,000,000.00	983,237,287.00	-	-
		-	-	-	-	-	-	-	-	-



CY 2023 STATEMENT OF APPROPRIATIONS,  
ALLOTMENTS, OBLIGATIONS, DISBURSEMENTS AND  
BALANCES (SAAODB)  
As of March 31, 2023


Department : Department of Finance  
Agency : BUREAU OF THE TREASURY  
Operating Unit : BTr NG OVERSIGHT  
Organization Code : 11-005-00-00000  
Funding Source : Fund Cluster 01\_RA Fund  
Fund Cluster 02\_FAP Fund  
Fund Cluster 03\_FAP Fund

FAR No. 1\_BTr NG OVERSIGHT\_BSGC

X	New General Appropriations
X	Continuing Appropriations
	Automatic Appropriations
X	Unprogrammed Funds
	Supplemental Appropriation

PARTICULARS	UACS CODE	CURRENT YEAR DISBURSEMENTS					BALANCES			
		1st Quarter	2nd Quarter	3rd Quarter	4th Quarter	TOTAL	Unreleased Appropriations	Unobligated Allotments	Unpaid Obligations	
									(15-20)	(23+24)
									Due and Demandable	Not Yet Due and Demandable
1	2	16	17	18	19	20 = 16:19	21=5-10	22=10-15	23	24


Certified correct:

  
CYNTHIA C. AGBIN  
CTOO II, Bureau Budget Division


  
AVELINA H. ZUMARRAGA  
CTOO II, Miscellaneous Accounts Accounting Division

  
ROBERT D. ASPA  
OIC, National Government Debt Accounting Division

Recommended by:

  
MARITES B. MASARAP  
Director III, Accounting Service

Approved by:

  
EDUARDO ANTHONY G. MARIÑO, III  
Deputy Treasurer of the Philippines