

MONTHLY REPORT OF DISBURSEMENTS
For the month of April 2024

Department : Department of Finance (DOF)
Agency/Entity : Bureau of the Treasury
Operating Unit : Central Office
Organization Code (UACS) : 11 005 0100000
Fund Cluster : 04 - Special Account - Foreign Assisted/Foreign Grants Fund

Particulars	Current Year Budget					Prior Year's Budget										SUB-TOTAL	Trust Liabilities				Grand Total					Remarks	
	PS	MOOE	FinEx	CO	TOTAL	PS	MOOE	FinEx	CO	Sub-Total	PS	MOOE	FinEx	CO	Sub-Total		TOTAL	PS	MOOE	CO	TOTAL	PS	MOOE	FinEx	CO		TOTAL
1	2	3	4	5	6=(2+3+4+5)	7	8	9	10	11=(7+8+9+10)	12	13	14	15	16=(12+13+14+15)	17=(1+16)	18=(8+17)	19	20	21	22=(19+20+21)	23	24	25	26	27=(23+24+25+26)	28
CASH DISBURSEMENTS	0.00	96,228.65	0.00	0.00	96,228.65	0.00	0.00	0.00	0.00	0.00	0.00	0.00	0.00	0.00	0.00	0.00	96,228.65	0.00	0.00	0.00	0.00	0.00	96,228.65	0.00	0.00	96,228.65	
Notice of Cash Allocation (NCA)	0.00	96,228.65	0.00	0.00	96,228.65	0.00	0.00	0.00	0.00	0.00	0.00	0.00	0.00	0.00	0.00	0.00	96,228.65	0.00	0.00	0.00	0.00	0.00	96,228.65	0.00	0.00	96,228.65	
MDS Checks Issued	0.00	96,228.65	0.00	0.00	96,228.65	0.00	0.00	0.00	0.00	0.00	0.00	0.00	0.00	0.00	0.00	0.00	96,228.65	0.00	0.00	0.00	0.00	0.00	96,228.65	0.00	0.00	96,228.65	
Advice to Debit Account	0.00	0.00	0.00	0.00	0.00	0.00	0.00	0.00	0.00	0.00	0.00	0.00	0.00	0.00	0.00	0.00	0.00	0.00	0.00	0.00	0.00	0.00	0.00	0.00	0.00	0.00	
Notice of Transfer Allocations (NTA)	0.00	0.00	0.00	0.00	0.00	0.00	0.00	0.00	0.00	0.00	0.00	0.00	0.00	0.00	0.00	0.00	0.00	0.00	0.00	0.00	0.00	0.00	0.00	0.00	0.00	0.00	
MDS Checks Issued	0.00	0.00	0.00	0.00	0.00	0.00	0.00	0.00	0.00	0.00	0.00	0.00	0.00	0.00	0.00	0.00	0.00	0.00	0.00	0.00	0.00	0.00	0.00	0.00	0.00	0.00	
Advice to Debit Account	0.00	0.00	0.00	0.00	0.00	0.00	0.00	0.00	0.00	0.00	0.00	0.00	0.00	0.00	0.00	0.00	0.00	0.00	0.00	0.00	0.00	0.00	0.00	0.00	0.00	0.00	
Working Fund for FAPs	0.00	0.00	0.00	0.00	0.00	0.00	0.00	0.00	0.00	0.00	0.00	0.00	0.00	0.00	0.00	0.00	0.00	0.00	0.00	0.00	0.00	0.00	0.00	0.00	0.00	0.00	
Cash Disbursement Ceiling (CDC)	0.00	0.00	0.00	0.00	0.00	0.00	0.00	0.00	0.00	0.00	0.00	0.00	0.00	0.00	0.00	0.00	0.00	0.00	0.00	0.00	0.00	0.00	0.00	0.00	0.00	0.00	
TOTAL CASH DISBURSEMENTS	0.00	96,228.65	0.00	0.00	96,228.65	0.00	0.00	0.00	0.00	0.00	0.00	0.00	0.00	0.00	0.00	0.00	0.00	0.00	0.00	0.00	0.00	0.00	0.00	0.00	0.00	0.00	
NON-CASH DISBURSEMENTS	0.00	0.00	0.00	0.00	0.00	0.00	0.00	0.00	0.00	0.00	0.00	0.00	0.00	0.00	0.00	0.00	96,228.65	0.00	0.00	0.00	0.00	0.00	96,228.65	0.00	0.00	96,228.65	
Tax Remittance Advices Issued (TRA)	0.00	0.00	0.00	0.00	0.00	0.00	0.00	0.00	0.00	0.00	0.00	0.00	0.00	0.00	0.00	0.00	0.00	0.00	0.00	0.00	0.00	0.00	0.00	0.00	0.00	0.00	
Non-Cash Availment Authority (NCAA)	0.00	0.00	0.00	0.00	0.00	0.00	0.00	0.00	0.00	0.00	0.00	0.00	0.00	0.00	0.00	0.00	0.00	0.00	0.00	0.00	0.00	0.00	0.00	0.00	0.00	0.00	
Disbursements effected through outright deductions from claims (please specify...)	0.00	0.00	0.00	0.00	0.00	0.00	0.00	0.00	0.00	0.00	0.00	0.00	0.00	0.00	0.00	0.00	0.00	0.00	0.00	0.00	0.00	0.00	0.00	0.00	0.00	0.00	
Overpayment of expenses(e.g. personnel benefits)	0.00	0.00	0.00	0.00	0.00	0.00	0.00	0.00	0.00	0.00	0.00	0.00	0.00	0.00	0.00	0.00	0.00	0.00	0.00	0.00	0.00	0.00	0.00	0.00	0.00	0.00	
Restitution for loss of government property	0.00	0.00	0.00	0.00	0.00	0.00	0.00	0.00	0.00	0.00	0.00	0.00	0.00	0.00	0.00	0.00	0.00	0.00	0.00	0.00	0.00	0.00	0.00	0.00	0.00	0.00	
Liquidated damages and similar claims	0.00	0.00	0.00	0.00	0.00	0.00	0.00	0.00	0.00	0.00	0.00	0.00	0.00	0.00	0.00	0.00	0.00	0.00	0.00	0.00	0.00	0.00	0.00	0.00	0.00	0.00	
Others(TEF, BTr-Documentary Stamp Tax, etc.)	0.00	0.00	0.00	0.00	0.00	0.00	0.00	0.00	0.00	0.00	0.00	0.00	0.00	0.00	0.00	0.00	0.00	0.00	0.00	0.00	0.00	0.00	0.00	0.00	0.00	0.00	
TOTAL NON-CASH DISBURSEMENTS	0.00	0.00	0.00	0.00	0.00	0.00	0.00	0.00	0.00	0.00	0.00	0.00	0.00	0.00	0.00	0.00	0.00	0.00	0.00	0.00	0.00	0.00	0.00	0.00	0.00	0.00	
GRAND TOTAL	0.00	96,228.65	0.00	0.00	96,228.65	0.00	0.00	0.00	0.00	0.00	0.00	0.00	0.00	0.00	0.00	0.00	96,228.65	0.00	0.00	0.00	0.00	0.00	96,228.65	0.00	0.00	96,228.65	

Particulars	Previous Report	This Month	As at Date
(1)	(2)	(3)	(4)
Total Disbursement Authorities Received	1,026,000.00	497,000.00	1,523,000.00
NCA	1,026,000.00	497,000.00	1,523,000.00
NTA	0.00	0.00	0.00
Working Fund	0.00	0.00	0.00
TRA	0.00	0.00	0.00
CDC	0.00	0.00	0.00
NCAA	0.00	0.00	0.00
Less: Notice of Transfer of Allocations (NTA)* issued	0.00	0.00	0.00
Total Disbursement Authorities Available	1,026,000.00	497,000.00	1,523,000.00
Less:	0.00	0.00	0.00
Lapsed NCA	131,496.85	0.00	131,496.85
Disbursements	894,503.15	96,228.65	990,731.80
Less: Other Non-Cash Disbursements	0.00	0.00	0.00
Disbursements effected through outright deductions from claims	0.00	0.00	0.00
Overpayment of expenses(e.g. personnel benefits)	0.00	0.00	0.00
Restitution for loss of government property	0.00	0.00	0.00
Liquidated damages and similar claims	0.00	0.00	0.00
Others (e.g. TEF, BTr, Docs Stamp, etc.)	0.00	0.00	0.00
Add/Less: Adjustments (e.g. cancelled/staled checks)	0.00	0.00	0.00
Balance of Disbursement Authorities as at date	0.00	400,771.35	400,771.35
Total Disbursements Program	1,026,000.00	497,000.00	1,523,000.00
Less: *Actual Disbursements	894,503.15	96,228.65	990,731.80
(Over)/Under spending	131,496.85	400,771.35	532,268.20

Notes: * The use of NTA is discouraged
Notes: ** Amounts should tally with the grand total disbursement (column 27).

Certified Correct:


ORIGINAL SIGNED
ROWENA R. GAMBA
CHIEF TREASURY OPERATIONS OFFICER II
Date: May 8, 2024 11:08 AM

Recommending Approval:

ORIGINAL SIGNED
AVELINA H. ZUMARRAGA
OIC- DIRECTOR
Date:

Approved By:

ORIGINAL SIGNED
KENNETH IAN A. FRANCISCO
OIC-DEPUTY TREASURER OF THE PHILIPPINES
Date:



MONTHLY REPORT OF DISBURSEMENTS
For the month of April 2024

Department : Department of Finance (DOF)
Agency/Entity : Bureau of the Treasury
Operating Unit : Central Office
Organization Code (UACS) : 11 005 0100000
Fund Cluster : 01 - Regular Agency Fund

Particulars	Current Year Budget					Prior Year's Budget										Current Year's Accounts Payable					SUB-TOTAL	Trust Liabilities					Grand Total					Remarks
	PS	MOOE	FinEx	CO	TOTAL	PS	MOOE	FinEx	CO	Sub-Total	PS	MOOE	FinEx	CO	Sub-Total	TOTAL	PS	MOOE	CO	TOTAL		PS	MOOE	FinEx	CO	TOTAL						
	1	2	3	4	5	6=(2+3+4+5)	7	8	9	10	11=(7+8+9+10)	12	13	14	15	16=(12+13+14+15)	17=(11+16)	18=(6+17)	19	20		21	22=(19+20+21)	23	24	25	26	27=(23+24+25+26)	28			
CASH DISBURSEMENTS	33,221,558.50	22,713,235.46	0.00	96,166.61	56,030,960.57	50,400.00	9,806,413.53	0.00	0.00	9,856,813.53	0.00	0.00	0.00	0.00	0.00	9,856,813.53	65,887,774.10	0.00	12,674,556.19	28,727,412.35	41,701,970.54	33,271,958.50	45,494,207.18	0.00	28,823,578.96	107,589,744.64						
Notice of Cash Allocation (NCA)	14,112,276.76	14,504,154.50	0.00	0.00	28,616,431.26	50,400.00	9,806,413.53	0.00	0.00	9,856,813.53	0.00	0.00	0.00	0.00	0.00	9,856,813.53	38,473,244.79	0.00	11,784,604.63	0.00	11,784,604.63	14,162,676.76	36,095,172.66	0.00	0.00	50,257,849.42						
MDS Checks Issued	3,002.34	1,609,117.47	0.00	0.00	1,612,119.81	0.00	0.00	0.00	0.00	0.00	0.00	0.00	0.00	0.00	0.00	0.00	1,612,119.81	0.00	8,379,943.14	0.00	8,379,943.14	3,002.34	9,989,060.61	0.00	0.00	9,992,062.95						
Advice to Debit Account	14,109,274.42	12,895,037.03	0.00	0.00	27,004,311.45	50,400.00	9,806,413.53	0.00	0.00	9,856,813.53	0.00	0.00	0.00	0.00	0.00	9,856,813.53	36,861,124.98	0.00	3,404,661.49	0.00	3,404,661.49	14,159,674.42	28,106,112.05	0.00	0.00	40,265,786.47						
Notice of Transfer Allocations (NTA)	19,109,281.74	8,209,060.96	0.00	96,166.61	27,414,529.31	0.00	0.00	0.00	0.00	0.00	0.00	0.00	0.00	0.00	0.00	0.00	27,414,529.31	0.00	1,189,953.56	28,727,412.35	29,917,365.91	19,109,281.74	9,399,034.62	0.00	28,823,578.96	57,331,895.22						
MDS Checks Issued	1,644,235.80	3,822,051.11	0.00	96,166.61	5,562,453.52	0.00	0.00	0.00	0.00	0.00	0.00	0.00	0.00	0.00	0.00	0.00	5,562,453.52	0.00	957,642.12	0.00	957,642.12	1,644,235.80	4,779,693.23	0.00	96,166.61	6,520,095.64						
Advice to Debit Account	17,465,045.94	4,387,029.85	0.00	0.00	21,852,075.79	0.00	0.00	0.00	0.00	0.00	0.00	0.00	0.00	0.00	0.00	0.00	21,852,075.79	0.00	232,311.44	28,727,412.35	28,959,723.79	17,465,045.94	4,619,341.29	0.00	28,727,412.35	50,811,799.53						
Working Fund for FAPs	0.00	0.00	0.00	0.00	0.00	0.00	0.00	0.00	0.00	0.00	0.00	0.00	0.00	0.00	0.00	0.00	0.00	0.00	0.00	0.00	0.00	0.00	0.00	0.00	0.00	0.00	0.00					
Cash Disbursement Ceiling (CDC)	0.00	0.00	0.00	0.00	0.00	0.00	0.00	0.00	0.00	0.00	0.00	0.00	0.00	0.00	0.00	0.00	0.00	0.00	0.00	0.00	0.00	0.00	0.00	0.00	0.00	0.00	0.00	0.00				
TOTAL CASH DISBURSEMENTS	33,221,558.50	22,713,235.46	0.00	96,166.61	56,030,960.57	50,400.00	9,806,413.53	0.00	0.00	9,856,813.53	0.00	0.00	0.00	0.00	0.00	9,856,813.53	65,887,774.10	0.00	12,674,556.19	28,727,412.35	41,701,970.54	33,271,958.50	45,494,207.18	0.00	28,823,578.96	107,589,744.64						
NON-CASH DISBURSEMENTS	3,234,580.98	945,727.60	0.00	51,145.91	4,231,454.49	0.00	92,213.24	0.00	0.00	92,213.24	0.00	0.00	0.00	0.00	0.00	92,213.24	4,323,667.73	0.00	103,140.53	3,010,396.75	3,113,539.28	3,234,580.98	1,141,081.37	0.00	3,061,544.66	7,437,207.01						
Tax Remittance Advances Issued (TRA)	3,198,027.17	945,727.60	0.00	51,145.91	4,194,900.68	0.00	92,213.24	0.00	0.00	92,213.24	0.00	0.00	0.00	0.00	0.00	92,213.24	4,267,113.92	0.00	103,140.53	3,010,396.75	3,113,539.28	3,198,027.17	1,141,081.37	0.00	3,061,544.66	7,400,653.20						
Non-Cash Availment Authority (NCAA)	0.00	0.00	0.00	0.00	0.00	0.00	0.00	0.00	0.00	0.00	0.00	0.00	0.00	0.00	0.00	0.00	0.00	0.00	0.00	0.00	0.00	0.00	0.00	0.00	0.00	0.00	0.00	0.00				
Disbursements effected through outright deductions from claims (please specify...)	36,553.81	0.00	0.00	0.00	36,553.81	0.00	0.00	0.00	0.00	0.00	0.00	0.00	0.00	0.00	0.00	0.00	36,553.81	0.00	0.00	0.00	0.00	36,553.81	0.00	0.00	0.00	0.00	36,553.81					
Overpayment of expenses(e.g. personnel benefits)	36,553.81	0.00	0.00	0.00	36,553.81	0.00	0.00	0.00	0.00	0.00	0.00	0.00	0.00	0.00	0.00	0.00	36,553.81	0.00	0.00	0.00	0.00	36,553.81	0.00	0.00	0.00	0.00	36,553.81					
Restitution for loss of government property	0.00	0.00	0.00	0.00	0.00	0.00	0.00	0.00	0.00	0.00	0.00	0.00	0.00	0.00	0.00	0.00	0.00	0.00	0.00	0.00	0.00	0.00	0.00	0.00	0.00	0.00	0.00	0.00				
Liquidated damages and similar claims	0.00	0.00	0.00	0.00	0.00	0.00	0.00	0.00	0.00	0.00	0.00	0.00	0.00	0.00	0.00	0.00	0.00	0.00	0.00	0.00	0.00	0.00	0.00	0.00	0.00	0.00	0.00	0.00				
Others(TEF, BTr, Documentary Stamp Tax, etc.)	0.00	0.00	0.00	0.00	0.00	0.00	0.00	0.00	0.00	0.00	0.00	0.00	0.00	0.00	0.00	0.00	0.00	0.00	0.00	0.00	0.00	0.00	0.00	0.00	0.00	0.00	0.00	0.00				
TOTAL NON-CASH DISBURSEMENTS	3,234,580.98	945,727.60	0.00	51,145.91	4,231,454.49	0.00	92,213.24	0.00	0.00	92,213.24	0.00	0.00	0.00	0.00	0.00	92,213.24	4,323,667.73	0.00	103,140.53	3,010,396.75	3,113,539.28	3,234,580.98	1,141,081.37	0.00	3,061,544.66	7,437,207.01						
GRAND TOTAL	36,456,139.48	23,658,963.06	0.00	147,312.52	60,262,415.06	50,400.00	9,898,626.77	0.00	0.00	9,949,026.77	0.00	0.00	0.00	0.00	0.00	9,949,026.77	70,211,441.83	0.00	13,077,696.72	31,737,811.10	44,815,509.82	36,506,539.48	46,635,289.55	0.00	31,885,123.62	115,026,951.65						

SUMMARY

Particulars (1)	Previous Report (2)	This Month (3)	As at Date (4)
Total Disbursement Authorities Received	413,830,498.08	158,508,653.20	572,339,151.26
NCA	395,008,009.00	151,108,000.00	546,116,000.00
NTA	0.00	0.00	0.00
Working Fund	0.00	0.00	0.00
CDC	18,822,489.08	7,400,653.20	26,223,151.26
NCAA	0.00	0.00	0.00
Less: Notice of Transfer of Allocations (NTA)* issued	0.00	0.00	0.00
Total Disbursement Authorities Available	413,830,498.08	158,508,653.20	572,339,151.26
Less:	0.00	0.00	0.00
Lapsed NCA	53,357,037.21	0.00	53,357,037.21
Disbursements:	360,813,348.21	115,026,651.65	475,840,299.86
Less: Other Non-Cash Disbursements	288,956.60	36,553.81	325,510.41
Disbursements effected through outright deductions from claims	288,956.60	36,553.81	325,510.41
Overpayment of expenses(e.g. personnel benefits)	255,047.94	36,553.81	291,601.75
Restitution for loss of government property	0.00	0.00	0.00
Liquidated damages and similar claims	33,908.66	0.00	33,908.66
Others (e.g. TEF, BTr, Docs Stamp, etc.)	0.00	0.00	0.00
Add/Less: Adjustments (e.g. cancelled/stated checks)	50,930.76	4,000.00	54,930.76
Balance of Disbursement Authorities as at date	0.00	43,522,255.36	43,522,255.36
Total Disbursements Program	395,008,009.00	151,108,000.00	546,116,000.00
Less: *Actual Disbursements	341,650,862.79	107,585,744.64	449,236,707.43
(Over)/Under spending	53,357,037.21	43,522,255.36	96,879,292.57

Notes: * The use of NTA is discouraged
Notes: ** Amounts should tally with the grand total disbursement (column 27).

Certified Correct:


ORIGINAL SIGNED
ROWENA R. GAMBA
CHIEF TREASURY OPERATIONS OFFICER II
Date: May 8, 2024 11:08 AM

Recommending Approval:

ORIGINAL SIGNED
AVELINA H. ZUMARRAGA
OIC- DIRECTOR
Date:

Approved By:

ORIGINAL SIGNED
KENNETH IAN A. FRANCISCO
OIC-DEPUTY TREASURER OF THE PHILIPPINES
Date:





SUMMARY OF NOTICE OF CASH ALLOCATION
as of April 30, 2024

MDS Account No: 2001-90003-1

UACS CODE		JANUARY	FEBRUARY	MARCH	APRIL	MAY	JUNE	JULY	AUGUST	SEPTEMBER	OCTOBER	NOVEMBER	DECEMBER	TOTAL
GAA														
NCA-BMB-A-24-0000794 January 3, 2024														
REGULAR	01101101	123,260,000.00	137,690,000.00	123,058,000.00										384,008,000.00
RLIP	01104102	3,667,000.00	3,666,000.00	3,667,000.00										11,000,000.00
NCA-BMB-A-24-0004099 April 1, 2024														
REGULAR	01101101				147,441,000.00	157,622,000.00	132,030,000.00							437,093,000.00
RLIP	01104102				3,667,000.00	3,666,000.00	3,667,000.00							11,000,000.00
Total (GAA)		126,927,000.00	141,356,000.00	126,725,000.00	151,108,000.00	161,288,000.00	135,697,000.00	-	-	-	-	-	-	843,101,000.00
RG & TL *														-
01101101/01101407														-
Sub-Total (MDS 2001-90003-1)		126,927,000.00	141,356,000.00	126,725,000.00	151,108,000.00	161,288,000.00	135,697,000.00	-	-	-	-	-	-	843,101,000.00
MDS Account No: 2001-90258-2														
GRANT-KFW IDP (TSA CAPACITY BUILDING)														
NCA-BMB-A-24-0002006 February 27, 2024														
	04104161	-	302,000.00	724,000.00	497,000.00	257,000.00	89,000.00	485,000.00	528,000.00	-	300,000.00	-	528,000.00	3,710,000.00
Sub-Total (MDS 2001-90258-2)		-	302,000.00	724,000.00	497,000.00	257,000.00	89,000.00	485,000.00	528,000.00	-	300,000.00	-	528,000.00	3,710,000.00
GRAND TOTAL		126,927,000.00	141,658,000.00	127,449,000.00	151,605,000.00	161,545,000.00	135,786,000.00	485,000.00	528,000.00	-	300,000.00	-	528,000.00	846,811,000.00

*See attached details

Prepared by:

ORIGINAL SIGNED
JEAN SAMANTHA D. AMBAT
ADOF V, Bureau Accounting Division

Certified Correct:

ORIGINAL SIGNED
ROWENA R. GAMBA
CTOO II, Bureau Accounting Division

COMMISSION ON AUDIT
BUREAU OF THE TREASURY
RECEIVED
BY: Nicole
DATE: MAY 09 2024 10:40 AM



Funding the Republic



NOTICE OF CASH ALLOCATION RECEIVED - Regular Fund
as of April 30, 2024

MDS Account No: 2001-90003-1 (Regular)

01/03/24	NCA-BMB-A-24-0000794	01101101/01104102	395,008,000.00	To cover Regular operating and RLIP requirements for the 1st Quarter (January to March) of FY 2024.
04/01/24	NCA-BMB-A-24-0004099	01101101/01104102	448,093,000.00	To cover Regular operating and RLIP requirements for the 2nd Quarter (April to June) of FY 2024.
Total			843,101,000.00	

Prepared by:

ORIGINAL SIGNED

JEAN SAMANTHA D. AMBAT


ADOF V, Bureau Accounting Division

Certified Correct:

ORIGINAL SIGNED

ROWENA R. GAMBA

CTOO II, Bureau Accounting Division





Funding the Republic



NOTICE OF CASH ALLOCATION RECEIVED - GRANT-KFW IDF (TSA CAPACITY BUILDING)
as of April 30, 2024

MDS Account No: 2001-90258-2

02/27/24	NCA-BMB-A-24-0002006	04104161	3,710,000.00	To cover the funding requirement for the scholarship grant of three (3) BTr employees, chargeable against Kreditanstalt für Weideraufbau-Interest Differential fund.
----------	----------------------	----------	--------------	--

Total	3,710,000.00
-------	--------------

Prepared by:

ORIGINAL SIGNED

JEAN SAMANTHA D. AMBAT

ADOF V, Bureau Accounting Division

Certified Correct:

ORIGINAL SIGNED

ROWENA R. GAMBA

CTOO II, Bureau Accounting Division

